



KBR

The People of KBR | 2008 Annual Report



A large measure of the credit for KBR's outstanding performance during 2008 goes to our dedicated and talented employees who never waver in their commitment to deliver on our promises and serve our customers. In recognition of their contributions, we celebrated 2008 as "The Year of the Employee," and this annual report features just a few of the 57,000 people who drive our success.

Contents

Letter to Shareholders	1
Business	12
Risk Factors	23
Unresolved Staff Comments	35
Properties	35
Legal Proceedings	36
Submission of Matters to a Vote of Security Holders	36
Market for Registrant's Common Equity, Related Stockholder Matters and Issuer Purchases of Equity Securities	36
Selected Financial Data	38
Management's Discussion and Analysis of Financial Condition and Results of Operations	39
Quantitative and Qualitative Discussion About Market Risk	68
Financial Statements and Supplementary Data	68
Report of Independent Registered Public Accounting Firm	69
Consolidated Statements of Income	70
Consolidated Balance Sheets	71
Consolidated Statements of Shareholders' Equity	72
Consolidated Statements of Cash Flows	73
Notes to Consolidated Financial Statements	74
Changes in and Disagreements with Accountants on Accounting and Financial Disclosures	124
Controls and Procedures	124
Other Information	127
Directors, Executive Officers and Corporate Governance	127
Executive Compensation	127
Security Ownership of Certain Beneficial Owners and Management and Related Stockholder Matters	127
Certain Relationships and Related Transactions, and Director Independence	127
Principal Accounting Fees and Services	127
Exhibits and Financial Statement Schedules	127
Signatures	163

To My Fellow Shareholders:

In our first full year of operation as an independent company, KBR delivered record financial results driven, in large measure, by the strong performance in each of KBR's business units. Our income from continuing operations rose 69 percent from the previous year, reaching \$308 million. Our backlog remained strong at \$14.1 billion as of December 31, 2008.

Our success is a tribute to the talent, dedication and hard work of our over 57,000 employees who seized the opportunity to grow in new directions after KBR's separation from our prior parent in 2007. We greatly appreciate the past contributions and ongoing efforts of our employees.

Weathering the Economic Storm

As financial markets deteriorated in 2008, we saw an increasing disconnect between our performance and our stock price that tempered enthusiasm for the year's achievements. The reality that we cannot control market forces or that the performance of KBR stock was in line with our peer companies does little to blunt our disappointment over the sharp decline.

With a balance sheet that includes in excess of \$1 billion in cash, no debt, and ample credit capacity to move forward in growing our business, we have the financial strength and flexibility to weather the economic downturn and capture any opportunities it may create. We are confident that, when markets recover, KBR's stock price will return to a level that reflects our performance and underlying strength.

In the interim, we have taken actions to provide value to our shareholders, returning approximately \$221 million of cash during 2008 through dividend payments totaling \$25 million and \$196 million for stock repurchases. Last year, we repurchased 8.4 million of our common shares at an average price of \$23.35 per share. We continue to consider our options, including additional share repurchases as authorized by the Board of Directors in December 2008, to benefit our shareholders during these incredibly difficult times.

We have also implemented substantial stock ownership requirements for all members of our executive team, ensuring that management's interests align with those of our shareholders. And we are forging ahead in implementing our strategy to create sustainable long-term value for our shareholders.

New Strategic Course Yields Benefits

We saw tangible benefits during 2008 from the new strategic course that we embarked upon after our separation from Halliburton in 2007. Following a candid assessment of our market opportunities, customer relationships and unique strengths, we identified the businesses we would be in, and we restructured the company to implement this strategy, creating six business units able to focus very closely on their market opportunities.

In addition to building our capacity for organic growth during 2008, we made a number of acquisitions that advanced certain of our strategies much faster than we could have done with our existing operations.



William P. Utt
*Chairman, President and
Chief Executive Officer*

Acquisitions Ignite Growth


We made three acquisitions in the Services arena, as well as two acquisitions in our Government & Infrastructure business, igniting progress toward regaining a leadership position in some of KBR's legacy businesses. The July acquisition of BE&K, a privately held company with a top-tier reputation and an impressive client list, brought \$2 billion of annualized revenue and a \$2 billion backlog to KBR. In addition to tripling the size of our Services business unit, BE&K strengthened our capabilities and provided access to attractive industries, including power, pulp and paper, and pharmaceuticals, where we did not previously have a presence.

The BE&K transaction, valued at \$559 million, followed our April acquisition of the Turnaround Group, a Houston-based management and consulting group that gave us specialized expertise in the planning and execution of plant turnarounds and outages. Our October acquisition of Wabi Development Corporation, a general contractor based in Ontario, Canada, enhanced our access to the Canadian industrial services market and provided new labor resources for oil sands projects in Northern Canada.

A fourth acquisition, Catalyst Interactive, complements and expands KBR's global training capabilities. An Australian provider of e-learning and training solutions for defense, government and industry, Catalyst improves our technology-based training capabilities in the Asia Pacific region and has numerous applications in our other end-markets. Finally, in December 2008, KBR bought out the interest of our partner in the Jordan-BE&K joint venture, which provides design and construction services to primarily naval customers.

Business Units Gain Ground

Upstream: KBR's Upstream business unit is building on its stature as a clear market leader in the gas monetization market while enhancing its legacy position in offshore oil and gas services. We continued moving our world-scale gas monetization projects toward a successful conclusion during 2008. At the same time, we continued to make great headway in the offshore arena. In addition to receiving contracts relating to offshore facilities in the North Sea and Australia, we see tremendous future opportunities from a multi-year agreement reached during 2008 under which we will provide engineering and project management services for BP's offshore developments worldwide. While the economic environment has caused delays in some upstream projects, we expect most to move forward, albeit at a more moderate pace.



Our success is a tribute to the talent, dedication and hard work of our over 57,000 employees who seized the opportunity to grow in new directions after KBR's separation from our prior parent in 2007. We greatly appreciate the past contributions and ongoing efforts of our employees.

Government & Infrastructure: As the world's largest defense services provider, our Government & Infrastructure (G&I) business unit has high-value competencies in engineering, construction, program management and consulting that are also applicable to civil infrastructure and civilian projects. We are successfully tapping those capabilities to broaden our service offerings to government customers and cross-sell into adjacent markets. During 2008, the U.S. Army Corps of Engineers awarded KBR multiple project task orders totaling more than \$224 million. Our infrastructure awards include a contract to perform complex civil engineering work on the Qatar-Bahrain Causeway. We see good prospects for pull-through contracting business at the project, which will become the world's longest marine causeway.

Services: Bolstered by key acquisitions that more than tripled the size of our Services business unit, we are rapidly reinvigorating some of KBR's legacy businesses, which had not been a primary focus in recent years. These include domestic construction and industrial services, value-added maintenance and turnaround, and fabrication. Due to strong synergies with other KBR businesses, these services provide excellent opportunities to leverage our customer relationships and extend the revenue streams from our engineering, procurement, construction and program management projects. Propelled by several strategic acquisitions and numerous new contracts, our Services backlog grew 267 percent to \$2.8 billion during 2008.

Downstream: Our creation of a discrete business unit focused solely on the downstream hydrocarbon market has fueled robust growth, more than quadrupling our income from downstream projects during 2008. Our success is based on a strategy of leveraging KBR's technology leadership and execution excellence to deliver exceptional value over the lifecycle of projects. Efforts to raise awareness of our renewed downstream emphasis and unique value proposition were rewarded with contract awards that included two major refinery projects in Africa. While we anticipate a challenging market in 2009, we believe we can continue to grow our downstream business by expanding the scope of current projects and winning contracts for engineering and design work that will lead to larger opportunities.

Technology: KBR's legacy of technology leadership, through best-in-class technology offerings, enhanced sales teams, and engineering design groups, creates synergies with our clients that enable their operating facilities to achieve greater efficiency and a lower cost of production. During 2008, we received several contracts to provide technology and related services for aniline, phenol and refining plants across the globe, including China, India and Venezuela. Our technology can also be a differentiator to our Downstream business unit by complementing its engineering and construction offering.

Ventures: KBR's Ventures business unit differentiates the offerings of other business units by assisting with the financing of select projects. In addition to taking an equity stake in projects where we can add value and earn attractive long-term returns, we arrange project financing.

A Foundation for the Future

Driven by excellence in execution, KBR delivered exceptional financial and operating performance across all of our business units during 2008. At the same time, we continued our quest to enhance the company's competitive position across all of our businesses on a global basis, setting the stage for an even greater measure of success in the years to come.

Remediating our past is a key part of setting a strong foundation for the future. I am pleased to report that on February 11, 2009, KBR executed plea agreements with the Securities and Exchange Commission and the Department of Justice related to the long-running investigation into KBR violations of the U.S. Foreign Corrupt Practices Act. These agreements will cost KBR \$20 million over two years, with the balance paid by our prior parent. While the entire episode is both regrettable and unfortunate, I am very pleased to finally put this very significant issue behind KBR.

Our foundation for the future is based on continued progress against our goals, which include strong and enduring customer relationships, best-in-class risk awareness and adhering to KBR's core values of transparency, accountability, disciplined execution and financial responsibility. Our overriding goal is to create sustainable shareholder value. Like you, we are keenly disappointed that our stock price does not currently reflect KBR's performance and prospects. We are resolved to do everything in our power to achieve full valuation of our shares.

With strong businesses that are well positioned in their markets, a management team that is highly motivated to create sustainable shareholder value, and the industry's best people, we are very optimistic about KBR's long-term prospects. We greatly appreciate the continued support of our investors, our customers and our employees.

Very truly yours,



William P. Utt
Chairman, President and
Chief Executive Officer
February 2008

KBR is a leading global engineering, construction and services company supporting the energy, hydrocarbon, government services and civil infrastructure sectors. KBR offers its wide range of services through six business segments: Downstream, Government & Infrastructure, Services, Technology, Upstream and Ventures.



John Rose · President, Upstream



John Quinn · President, Downstream



Tim Challand · President, Technology

Upstream Business Unit Revitalizes Offshore Oil and Gas Services

Committed to maintaining KBR's leadership in gas monetization and growing the company's offshore oil and gas business, the Upstream business unit has continued to evolve its organization to bring increased focus to its end markets. During 2008, we continued to build on a strong reputation as the "go-to" company for the world's most complex and challenging upstream energy projects by successfully delivering our current projects and winning new contract awards.

Coupling industry-leading capabilities in engineering, procurement, construction and related services with highly efficient execution, we successfully advanced all of our gas monetization projects during 2008. At year-end, the first trains at the Tangguh Liquefied Natural Gas (LNG) project in Indonesia and at the Yemen LNG project were on track for completion in the first half of 2009. Our Pearl project in Qatar, the world's largest gas-to-liquids plant, and our LNG project in Skikda, Algeria, progressed well during the year. A high level of front-end engineering and design (FEED) activity, including Chevron's Gorgon LNG project on Barrow Island off the coast of Australia, should set the stage for future engineering, procurement, construction (EPC) and project management opportunities.

KBR also continued to successfully deliver its offshore oil and gas projects in the Caspian and Asia Pacific regions. We are maintaining our strong offshore market position in Europe and the Asia Pacific region while focusing on the Gulf of Mexico and Middle East as areas of growth. Utilizing our world-class consulting firms, Granherne and GVA, along with support from KBR, we have complete project delivery capabilities to offer our oil and gas clients project services from concept selection through EPC execution.

During 2008, we were awarded a four-year frame agreement to provide engineering and project management services for BP's future offshore projects worldwide. In another offshore win, our Eos Joint Venture significantly expanded the scope of its work at a new platform to be built off the northwest coast of Western Australia. Eos, a 50/50 partnership with Worley Parsons, received contract options to provide detailed engineering and procurement services for Woodside's North Rankin 2 project. Coupled with FEED work that is already complete, the contract options are valued at approximately \$320 million.

We expect our upstream businesses to remain resilient during 2009. We will continue to build on our market leadership in gas monetization, strengthen our position in offshore oil and gas services, and leverage our consulting expertise to create pull-through opportunities.

Downstream Business Unit Achieves Four-fold Increase in Income

KBR's Downstream business unit has honed the company's focus on the petrochemical, refining, coal gasification and syngas markets, propelling our downstream income to \$51 million in 2008 from just \$10 million the previous year. We are strengthening customer relationships and building repeat business by leveraging KBR's technology leadership and execution skills to deliver exceptional value over the life cycle of our downstream projects.

During 2008, we completed construction of a major ammonia plant for Egypt Basic Industries Corporation (EBIC), where KBR's proprietary KAAP™ ammonia technology has positioned the facility as a low-cost producer in a highly competitive industry. We were also awarded two grassroots refinery projects in Africa during 2008. Sonangol, Angola's National Oil Company, selected KBR to perform FEED work as well as engineering, procurement and construction management services for its 200,000 barrels per day (bpd) Lobito Refinery. In South Africa, we are performing FEED work for Project Mthombo, a 400,000 bpd refinery designed to alleviate the country's liquid fuel supply challenges. We also were selected to provide proprietary technology and related services for a refinery upgrade in Colombia.

KBR is the program management contractor at Ras Tanura, the world's largest proposed petrochemical project, where we are also providing FEED services.

Committed to protecting our employees and the environment, the Downstream business unit achieved a nearly flawless health, safety, and environment (HSE) performance during 2008, with no serious injuries in nearly 14 million work hours. At our Saudi Kayan project in Jubail, we received the quarterly green flag for HSE excellence four of the five times that it was awarded.

Going forward, we see our strongest growth prospects coming from the Middle East and Africa, particularly business with National Oil Companies. We have established a senior operations presence in Dubai to capture opportunities in the region.

Technology Business Unit Provides Competitive Advantages to KBR and Clients

KBR's technology solutions help clients cut costs, improve production and enhance results. Our Technology business unit licenses the company's proprietary process technologies, offers equipment that is uniquely engineered to work with our technologies, and provides related services and ongoing support to our technology clients.

During 2008, we won three contracts to provide technology and related services at plants in China. Aniline technology, which we offer under a licensing alliance with DuPont, will help reduce project costs while ensuring safety and performance at the largest single-train aniline facility in the world. Our phenol technology is delivering production efficiency and reliability at two world-scale plants in China.

Other contract awards include three licenses for our proprietary ammonia technology, which provides a competitive advantage by delivering significant savings on capital and operating costs. We licensed the technology for two grassroots plants in Venezuela and a major ammonia plant revamping in India.

Established in late 2007 as part of KBR's reorganization, the Technology business unit built its infrastructure during 2008, creating a worldwide sales team and a basic engineering design group devoted exclusively to the company's technology offerings. During 2009, we will work to increase the scale of our technology business and seek opportunities to expand our technology portfolio.



David Zimmerman · President, Services



Dennis L. Calton · Executive Vice President, Operations



Government & Infrastructure



Tom Mumford · Senior Vice President, Commercial

Government & Infrastructure Business Unit Advances Three-pronged Growth Strategy

KBR's Government and Infrastructure (G&I) business unit delivers on-demand and sustainment support services to national security clients across the full military mission cycle, and serves diverse infrastructure and civilian markets. Our G&I growth strategy is built on three pillars: broadening our service offerings to existing customers, cross-selling into adjacent markets and continuing to expand our competencies and capabilities.

KBR is the largest supplier to the U.S. Army and a top-ten contractor for both the U.S. Department of Defense and the U.K. Ministry of Defence, and has steadily increased our services to coalition troops in Iraq and Afghanistan. A major contractor for the U.S. Army's LOGCAP program since its inception, we have been selected to compete for projects under the LOGCAP IV contract. In addition, we continue to serve as the largest services provider to the British military in theater under the CONLOG, Afghanistan Infrastructure Support, and Temporary Deployable Accommodations programs.

We also broadened our services to the U.S. Army Corps of Engineers under our current CENTCOM contract. During 2008, KBR won task orders for seven projects valued at more than \$224 million. The task orders cover design, engineering, construction management and/or project management studies for military facilities in Iraq.

KBR also continues to deliver a strong showing in our infrastructure and private sector businesses. In late 2008, we were selected for a prime program management role in the Qatar-Bahrain Causeway. Also known as the "Friendship Bridge", the project will be the world's largest marine causeway. Our role, overseeing initial design and engineering work on the project, draws on the highest-order civil engineering talent and underscores our stature in this arena. We see additional infrastructure opportunities in the Gulf Cooperation Council (GCC) nations, including the United Arab Emirates, where we currently manage the iconic Palm Jumeirah project in the Sultanate of Oman.

As a leader in defense outsourcing, KBR is drawing upon our logistics and services work for the U.S. and U.K. militaries to pursue logistics, pilot training, and military infrastructure opportunities in the U.A.E. In addition, we are drawing on our experience in Australia and new training capabilities acquired in 2008 with Catalyst Interactive to provide a total package for military and civilian flight training.

We are optimistic about the future for our G&I business. We have strong partnership positions in the key government sectors, and we see exciting growth prospects in our adjacent markets.

Services Business Unit Rebuilds Legacy Businesses

KBR's Services business unit set out to reestablish prominent positions in legacy businesses such as domestic construction and industrial services, maintenance and turnaround, and fabrication.

We significantly accelerated our Services business plan with the July 2008 acquisition of BE&K. A privately held Alabama-based construction and services company, BE&K brought a complementary geographic and business footprint and client list, with a consistent

direct execution business model. BE&K added new capabilities, including a commercial building and construction group, and gave us access to new industries such as power, pulp and paper, chemicals, pharmaceuticals, health care and education.

Two smaller acquisitions in 2008 also advanced our Services growth strategy. With specialized expertise in the planning and execution of plant turnarounds and outages, the Turnaround Group, based in Houston, hastened our reentry into the business of performing highly scheduled plant outages in very short periods of time. The acquisition of Wabi Development Corporation, a general contractor based in Ontario, Canada, provided access to new markets and a new labor pool that enhanced our position for oil sands projects in Northern Alberta and Ontario markets.

Propelled by our acquisitions and new project awards, our Services revenue showed a three-fold increase in 2008. With a 267 percent increase in backlog, we expect robust growth to continue in 2009. We are leveraging exceptional relationships with our vastly expanded client base and delivering superior services to grow projects where possible and generate repeat business.

Operations Group Drives Success Across All Business Units

KBR's operations group manages some of the company's most valuable resources – the nearly 11,000 technical and professional people worldwide who provide the engineering, procurement, project controls, construction management and commissioning services on our projects. More importantly, they build the workforce of the future by recruiting and developing new talent and matching staffing levels with the demands of KBR's business units.

In addition to managing our project-assignable human resources, the operations group is also charged with developing and maintaining our project execution work processes, procedures and systems, and for ensuring that projects are consistently and successfully executed across the enterprise.

Ventures Business Unit Adds Value to KBR Projects

KBR's commercial group includes the Ventures business unit, which invests and manages KBR's equity investments in projects where one or more of our business units has a direct role in engineering, construction, and/or operations and maintenance. We work with our clients to help them realize financed projects and offer assistance with innovative commercial structures and arranging financing, including helping with export credit agencies.

Ventures was created to separate project execution from the businesses of investing and asset management. This structure enables Ventures to align with project sponsors and bring our financing and management skill sets to bear on projects early in their evolution. Project equity investments currently under management include defense infrastructure and equipment, toll roads and hydrocarbons.

Going forward, we will broaden our capital investments across KBR's business units, supporting initiatives where our participation will add value to projects that meet our investment criteria.

KBR...where community and people matter

Focused on improving health, education and the environment in the United States, and all across the globe where our employees live and work, KBR bases its commitment to philanthropy and volunteerism on two simple concepts: 'KBR cares' and 'KBR...where community matters.' The company's charitable contributions exceeded \$2 million in 2008, and total contributions, including employees' personal giving, exceeded \$3 million. In addition to their generous financial gifts, our employees demonstrated that 'they care' by investing their time – tens of thousands of volunteer hours – to benefit schools, hospitals, crisis centers, shelters and community centers. Highlights of our efforts in 2008 included creation of a 100 percent matching gifts program for support of education and disaster relief, which spurred an increase in personal donations from our employees. We continue our 20 percent match of employee donations to all eligible charities, while expanding the choice of charities to our employees. BE&K, acquired by KBR in 2008, continued its educational initiatives like "BE&K Girl Power," which offers construction camps designed to encourage high school girls to pursue engineering and construction careers.

Commitment to Safety

During 2008, KBR received 36 awards of honor from the National Safety Council for exemplary performance in workplace safety across several business units and our diversified client base. Our commitment to safety was also recognized with project-specific awards, which included an Order of Distinction Award, a Crystal Award, a Safety Performance Award and an Award of Recognition for HSE. These accolades span several projects, including the Escravos GTL project, the Yas Island infrastructure project and an industrial services project in Texas.

A key metric for measuring KBR's success in safety is work hours without a lost-time incident. Since the inception of our work, the EBIC project in Egypt has logged nearly 12 million hours and the Saudi Kayan project in Saudi Arabia has achieved 8 million hours, both without a lost-time incident. The same is true for a newer project,

the Skikda LNG project in Algeria, with almost 3 million hours. We have three industrial services projects where KBR has been onsite for at least 16 years with no lost-time injuries.

Building a Greener World

Recognizing that environmental excellence is the foundation for good corporate citizenship, we initiated a series of sustainability initiatives during 2008. With a theme of "increasing environmental awareness through our actions," we developed key sustainability tools for our employees and customers. Our efforts drew recognition for environmental and community stewardship from both communities and customers.

KBR sponsored the Second Annual KBR Kids Day on Buffalo Bayou in Houston, where more than 3,000 children and family members participated in hands-on, environmental learning opportunities. The event fostered collaboration among numerous non-profit and environmentally conscious partners to help Houstonians learn about and have fun along the city's bayou. The event was recognized with a Mayor's Proud Partners Award, which recognizes environmentally friendly activities, events and projects in the Houston area. Across the globe, our joint venture, Project Aspire, received the UK Construction Industry's "environmental leadership award," which recognizes companies that have made a "step change in their approach to construction." KBR's young professionals' organization, IMPACT, sponsored two environmentally focused events during the year, KBR's Green IMPACT and "Master of the Green." Our Green IMPACT event, which marked World Environment Day in June, promoted "increasing environmental awareness through our actions" among KBR employees worldwide. IMPACT staged events around the globe that included environmental lunch & learns, collaboration with community planting events, energy-saving initiatives, alternative transportation days and recycling fairs. Similarly, IMPACT's Master of the Green charity golf tournament in September distributed green tips and raised \$240,000 for support of 12 charities just two weeks after Hurricane Ike devastated the Houston-Galveston area.



**UNITED STATES
SECURITIES AND EXCHANGE COMMISSION**

Washington, D.C. 20549

FORM 10-K

(Mark One)

☒ **Annual Report Pursuant to Section 13 or 15(d) of the Securities Exchange Act of 1934**

For the fiscal year ended December 31, 2008

OR

☐ **Transition Report Pursuant to Section 13 or 15(d) of the Securities Exchange Act of 1934**

For the transition period from **to**

Commission File Number 1-33146

KBR, Inc.

(Exact name of registrant as specified in its charter)

Delaware
(State or other jurisdiction of incorporation or
organization)

20-4536774
(I.R.S. Employer Identification No.)

601 Jefferson Street
Suite 3400
Houston, Texas 77002
(Address of principal executive offices)
Telephone Number - Area code (713) 753-3011

Securities registered pursuant to Section 12(b) of the Act:

Title of each class	Name of each Exchange on which registered
Common Stock par value \$0.001 per share	New York Stock Exchange

Securities registered pursuant to Section 12(g) of the Act: None

Indicate by check mark if the registrant is a well-known seasoned issuer, as defined in Rule 405 of the Securities Act. Yes ☒ No ☐

Indicate by check mark if the registrant is not required to file reports pursuant to Section 13 or Section 15(d) of the Act. Yes ☐ No ☒

Indicate by check mark whether the registrant (1) has filed all reports required to be filed by Section 13 or 15(d) of the Securities Exchange Act of 1934 during the preceding 12 months (or for such shorter period that the registrant was required to file such reports), and (2) has been subject to such filing requirements for the past 90 days. Yes ☒ No ☐

Indicate by check mark if disclosure of delinquent filers pursuant to Item 405 of Regulation S-K is not contained herein, and will not be contained, to the best of registrant's knowledge, in definitive proxy or information statements incorporated by reference in Part III of this Form 10-K or any amendment to this Form 10-K. ☐

Indicate by check mark whether the registrant is a large accelerated filer, an accelerated filer, a non-accelerated filer, or a smaller reporting company. See the definitions of "large accelerated filer," "accelerated filer" and "smaller reporting company" in Rule 12b-2 of the Exchange Act. (Check one):

Large accelerated filer ☒

Accelerated filer ☐

Non-accelerated filer ☐

Smaller reporting company ☐

(Do not check if a smaller reporting company)

Indicate by check mark whether the registrant is a shell company (as defined in Rule 12b-2 of the Exchange Act).

Yes ☐ No ☒

The aggregate market value of the voting stock held by non-affiliates on June 30, 2008, was approximately \$5,423,000,000, determined using the closing price of shares of common stock on the New York Stock Exchange on that date of \$34.91.

As of February 20, 2009, there were 161,811,707 shares of KBR, Inc. Common Stock, \$0.001 par value per share, outstanding.

DOCUMENTS INCORPORATED BY REFERENCE

Portions of the KBR, Inc. Company Proxy Statement for our 2009 Annual Meeting of Stockholders are incorporated by reference into Part III of this report.

TABLE OF CONTENTS

	<u>Page</u>
PART I	
Item 1. Business	12
Item 1A. Risk Factors	23
Item 1B. Unresolved Staff Comments	35
Item 2. Properties	35
Item 3. Legal Proceedings	36
Item 4. Submission of Matters to a Vote of Security Holders	36
PART II	
Item 5. Market for Registrant’s Common Equity, Related Stockholder Matters and Issuer Purchases of Equity Securities....	36
Item 6. Selected Financial Data	38
Item 7. Management’s Discussion and Analysis of Financial Condition and Results of Operations	39
Item 7A. Quantitative and Qualitative Disclosures About Market Risk	68
Item 8. Financial Statements and Supplementary Data	68
Item 9. Changes In and Disagreements with Accountants on Accounting and Financial Disclosures	124
Item 9A. Controls and Procedures	124
Item 9B. Other Information	127
FINANCIAL STATEMENTS	
Report of Independent Registered Public Accounting Firm	69
Consolidated Statements of Income	70
Consolidated Balance Sheets	71
Consolidated Statements of Shareholders’ Equity	72
Consolidated Statements of Cash Flows	73
Notes to Consolidated Financial Statements	74
PART III	
Item 10. Directors, Executive Officers and Corporate Governance	127
Item 11. Executive Compensation	127
Item 12. Security Ownership of Certain Beneficial Owners and Management and Related Stockholder Matters	127
Item 13. Certain Relationships and Related Transactions, and Director Independence	127
Item 14. Principal Accounting Fees and Services	127
PART IV	
Item 15. Exhibits and Financial Statement Schedules	127
SIGNATURES	163

Forward-Looking and Cautionary Statements

This report contains certain statements that are, or may be deemed to be, “forward-looking statements” within the meaning of Section 27A of the Securities Act of 1933, as amended, and Section 21E of the Securities Exchange Act of 1934, as amended. The Private Securities Litigation Reform Act of 1995 provides safe harbor provisions for forward looking information. Some of the statements contained in this annual report are forward-looking statements. All statements other than statements of historical fact are, or may be deemed to be, forward-looking statements. The words “believe,” “may,” “estimate,” “continue,” “anticipate,” “intend,” “plan,” “expect” and similar expressions are intended to identify forward-looking statements. Forward-looking statements include information concerning our possible or assumed future financial performance and results of operations.

We have based these statements on our assumptions and analyses in light of our experience and perception of historical trends, current conditions, expected future developments and other factors we believe are appropriate in the circumstances. Forward-looking statements by their nature involve substantial risks and uncertainties that could significantly affect expected results, and actual future results could differ materially from those described in such statements. While it is not possible to identify all factors, factors that could cause actual future results to differ materially include the risks and uncertainties described under “Risk Factors” contained in Part I of this Annual Report on Form 10-K.

Many of these factors are beyond our ability to control or predict. Any of these factors, or a combination of these factors, could materially and adversely affect our future financial condition or results of operations and the ultimate accuracy of the forward-looking statements. These forward-looking statements are not guarantees of our future performance, and our actual results and future developments may differ materially and adversely from those projected in the forward-looking statements. We caution against putting undue reliance on forward-looking statements or projecting any future results based on such statements or present or prior earnings levels. In addition, each forward-looking statement speaks only as of the date of the particular statement, and we undertake no obligation to publicly update or revise any forward-looking statement.

PART I

Item 1. Business

General

KBR, Inc. (“KBR”) is a leading global engineering, construction and services company supporting the energy, petrochemicals, government services, industrial and civil infrastructure sectors. We provide our wide range of services through six business units; Government and Infrastructure (“G&I”), Upstream, Services, Downstream, Technology and Ventures. See Note 7 to our consolidated financial statements for financial information about our reportable business segments.

KBR, Inc. was incorporated in Delaware on March 21, 2006 as an indirect wholly-owned subsidiary of Halliburton Company (“Halliburton”). KBR was formed to own and operate KBR Holdings, LLC (“KBR Holdings”), which was contributed to KBR by Halliburton in November 2006. KBR had no operations from the date of its formation to the date of the contribution of KBR Holdings. In November 2006, KBR, Inc. completed an initial public offering of 32,016,000 shares, or approximately 19%, of its common stock (the “Offering”) at \$17.00 per share. Halliburton retained all of the KBR shares owned prior to the Offering and, as a result of the Offering, its 135,627,000 shares of common stock represented 81% of the outstanding common stock of KBR, Inc. after the Offering. On February 26, 2007, Halliburton’s board of directors approved a plan under which Halliburton would dispose of its remaining interest in KBR through a tax-free exchange with Halliburton’s stockholders pursuant to an exchange offer. On April 5, 2007, Halliburton completed the separation of KBR by exchanging the 135,627,000 shares of KBR owned by Halliburton for publicly held shares of Halliburton common stock pursuant to the terms of the exchange offer (the “Exchange Offer”) commenced by Halliburton on March 2, 2007.

In May 2006, we completed the sale of our Production Services group, which was part of our Services business unit. The Production Services group delivers a range of support services, including asset management and optimization; brownfield projects; engineering; hook-up, commissioning and start-up; maintenance management and execution; and long-term production operations, to oil and gas exploration and production customers. In connection with the sale, we received net proceeds of \$265 million. The sale of Production Services resulted in a pre-tax gain of approximately \$120 million in the year ended December 31, 2006.

In June 2007, we completed the disposition of our 51% interest in Devonport Management Limited (“DML”) to Babcock International Group plc. DML owns and operates Devonport Royal Dockyard, one of Western Europe’s largest naval dockyard complexes. Our DML operations, which was part of our G&I business unit, primarily involved refueling nuclear submarines and performing maintenance on surface vessels for the U.K. Ministry of Defence as well as limited commercial projects. In connection with the sale of our 51% interest in DML, we received \$345 million in cash proceeds, net of direct transaction costs, resulting in a gain of approximately \$101 million, net of tax of \$115 million.

In April 2008, we acquired 100% of the outstanding common stock of Turnaround Group of Texas, Inc. (“TGI”) and Catalyst Interactive for approximately \$12 million. TGI is a Houston-based turnaround management and consulting company that specializes in the planning and execution of turnarounds and outages in the petrochemical, power, and pulp & paper industries. Catalyst Interactive is an Australian e-learning and training solution provider that specializes in the defense, government and industry training sectors. TGI’s results of operations are included in our Services business unit. Catalyst Interactive’s results of operations are included in our Government & Infrastructure business unit.

In July 2008, we acquired 100% of the outstanding common shares of BE&K, Inc., (“BE&K”) a privately held, Birmingham, Alabama-based engineering, construction and maintenance services company. The acquisition of BE&K enhances our ability to provide contractor and maintenance services in North America. The agreed-upon purchase price was \$550 million in cash subject to certain indemnifications and stockholders equity adjustments as defined in the stock purchase agreement. BE&K and its acquired divisions have been integrated into our Services, Downstream and Government & Infrastructure business units based upon the nature of the underlying projects acquired.

In October 2008, we acquired 100% of the outstanding common stock of Wabi Development Corporation (“Wabi”) for approximately \$20 million in cash. Wabi is a privately held Canada-based general contractor, which provides services for the energy, forestry and mining industries. Wabi currently employs over 120 people, providing maintenance, fabrication, construction and construction management services to a variety of clients in Canada and Mexico. Wabi has been integrated into our Services business unit and it provides additional growth opportunities for our heavy hydrocarbon, forestry, oil sand, general industrial and maintenance services business.

See Note 4 to our consolidated financial statements for further discussion of our recent acquisitions.

Our Business Units

Downstream. Our Downstream business unit serves clients in the petrochemical, refining, coal gasification and syngas markets, executing projects throughout the world. We leverage our differentiated process technologies, some of which are the most efficient ones available in the market today, and also execute projects using non-KBR technologies, either alone or with joint venture or alliance partners to a wide variety of customers. Downstream's work with KBR's Ventures business unit has resulted in creative equity participation structures such as our Egypt Basic Industries Corporation Ammonia plant which offers our customers unique solutions to meet their project development needs. We are a leading contractor in the markets that we serve delivering projects through a variety of service offerings including front-end engineering design ("FEED"), detailed engineering, engineering, procurement and construction ("EPC"), engineering, procurement and construction management ("EPCM") and program management. We are dedicated to providing life cycle value to our customers.

Government and Infrastructure. Our G&I business unit provides program and project management, contingency logistics, operations and maintenance, construction management, engineering and other services to military and civilian branches of governments and private clients worldwide. We deliver on-demand support services across the full military mission cycle from contingency logistics and field support to operations and maintenance on military bases. A significant portion of our G&I business unit's current operations relate to the support of the United States government operations in the Middle East, which we refer to as our Middle East operations, and is one of the largest U.S. military deployments since World War II. In the civil infrastructure market, we operate in diverse sectors, including transportation, waste and water treatment and facilities maintenance. We design, construct, maintain and operate and manage civil infrastructure projects ranging from airport, rail, highway, water and wastewater facilities, and mining and mineral processing to regional development programs and major events. We provide many of these services to foreign governments such as the United Kingdom and Australia.

Services. Our Services business unit delivers full scope construction, construction management, fabrication, maintenance, and turnaround expertise to customers worldwide. Our experience is broad and based on 90 years of successful project realization beginning with the founding of legacy company Brown & Root in 1919. With the acquisition of BE&K, our reach has expanded and now includes engineering as well as construction and maintenance services to address power, alternate energy, pulp and paper, industrial and manufacturing, and pharmaceutical industries in addition to our base markets in the oil, gas, petrochemicals and hydrocarbon processing industries. We provide construction related services to education, food and beverage, healthcare, hospitality and entertainment, life science and technology, and mixed use building clients through our Building Group. KBR Services and its joint venture partner offer maintenance and construction related services for offshore oil and gas producing facilities in the Bay of Campeche through the use of semisubmersible vessels.

Technology. Our Technology business unit offers differentiated process technologies, some of which are the most efficient ones available in the market today, including value-added technologies in the coal monetization, petrochemical, refining and syngas markets. We offer technology licenses, and, in conjunction with our Downstream business unit, offer project management and engineering, procurement and construction for integrated solutions worldwide. We are one of a few engineering and construction companies to possess a technology center, with 80 years of experience in technology research and development.

Upstream. Our Upstream business unit provides a full range of services for large, complex upstream projects, including liquefied natural gas ("LNG"), gas-to-liquids ("GTL"), onshore oil and gas production facilities, offshore oil and gas production facilities, including platforms, floating production and subsea facilities, and onshore and offshore pipelines. In gas-to-liquids, we are leading the construction of two of the world's three gas-to-liquids projects under construction or start-up, the size of which exceeds that of almost any other in the industry. Our Upstream business unit has designed and constructed some of the world's most complex onshore facility and pipeline projects and, in the last 30 years, more than half of the world's operating LNG liquefaction capacity. In oil & gas, we provide integrated engineering and program management solutions for offshore production facilities and subsea developments, including the design of the largest floating production facility in the world to date.

Ventures. Our Ventures business unit assists clients to realize projects through innovative commercial structures that lead to financed projects. The business unit invests and manages KBR equity in certain projects where the Company's other business units provide engineering, procurement, construction, and/or operations and maintenance services. Project equity investments under current management include defense equipment and housing, toll roads and petrochemicals.

Our Significant Projects

The following table summarizes several significant contracts under which business units are currently providing or have recently provided services.

G&I-Middle East

Project Name	Customer Name	Location	Contract Type	Description
LogCAP III	U.S. Army	Worldwide	Cost-reimbursable	Contingency support services.

G&I-Americas

Project Name	Customer Name	Location	Contract Type	Description
CENTCOM	U.S. Army	Middle East	Fixed-price and cost-reimbursable	Construction of military infrastructure and support facilities.
U.S. Embassy Macedonia	U.S. Department of State	Macedonia	Fixed-price	Design and construction of embassy.
DOCCC-Office of Space Launch	NRO Office of Space Launch	USA	Fixed-price plus award fee	Provide on call project management, construction management and related support for mission critical facilities at Cape Canaveral and other locations.
Qatar Bahrain Causeway Phase I and II	Qatar Bahrain Causeway Foundation	Qatar/Bahrain	Cost-reimbursable	Program management contracting.
USAREUR	U.S. Army	Europe (Balkans)	Fixed-price and cost-reimbursable	Contingency support within the USAREUR AOR; Balkans Support.

G&I-International

Project Name	Customer Name	Location	Contract Type	Description
Aspire Defence-Allenby & Connaught Accommodation Project	Aspire Defence U.K. Ministry of Defence	U.K.	Fixed-price and cost-reimbursable	Design, build and finance the upgrade and service of army facilities.
Temporary Deployable Accommodations ("TDA")	U.K. Ministry of Defence	Worldwide	Fixed-price	Battlefield infrastructure support.
CONLOG	U.K. Ministry of Defence	Worldwide	Fixed-price and cost-reimbursable	Provide contingency support services to MOD.
Hope Downs Iron Ore Project	Rio Tinto IO	Western Australia	Cost-reimbursable	Engineering, Procurement & Construction Management.
Afghanistan ISP UK	Ministry of Defense (Defense Estates)	Afghanistan	Firm-fixed price	Construction of military infrastructure and support facilities.
Tier 3 Basra	UK Ministry of Defense Basra	Iraq	Fixed-price and cost-reimbursable	Construction of Hardened Accommodation (Field Hospital, DFAC)

Upstream- Gas Monetization

Project Name	Customer Name	Location	Contract Type	Description
Tangguh LNG	BP Berau Ltd.	Indonesia	Fixed-price	EPC-CS services for two LNG liquefaction trains; joint venture with JGC and PT Pertamina Engineering of Indonesia.
Yemen LNG	Yemen LNG Company Ltd.	Yemen	Fixed-price	EPC-CS services for two LNG liquefaction trains; joint venture with JGC and Technip.
NLNG Train 6	Nigeria LNG Ltd.	Nigeria	Fixed-price	EPC-CS services for one LNG liquefaction train; working through TSKJ joint venture.
Skikda LNG	Sonatrach	Algeria	Fixed-price and cost-reimbursable	EPC-CS services for one LNG liquefaction train.
Escravos GTL	Chevron Nigeria Ltd & Nigeria National Petroleum Corp.	Nigeria	Cost-reimbursable	EPC-CS services for a GTL plant producing diesel, naphtha and liquefied petroleum gas; joint venture with JGC and Snamprogetti.
Pearl GTL	Qatar Shell GTL Ltd.	Qatar	Cost-reimbursable	Front-end engineering design ("FEED") work and project management for the overall complex and EPCM for the GTL synthesis and utilities portions of the complex; joint venture with JGC.
Gorgon LNG	Chevron Australia Pty Ltd	Australia	Cost-reimbursable	Front-end engineering design ("FEED") work and project management for a Liquefied Natural Gas (LNG) facility on Barrow Island; joint venture with KJVG.

Upstream-Offshore

Project Name	Customer Name	Location	Contract Type	Description
Azeri-Chirag-Gunashli	AIOC	Azerbaijan	Cost-reimbursable	Engineering and procurement services for six offshore platforms, subsea facilities, 600 kilometers of offshore pipeline and onshore terminal upgrades.
Kashagan	AGIP	Kazakhstan	Cost-reimbursable	Project management services for the development of multiple facilities in the Caspian Sea.
EOS JV North Rankin 2 (NR2)	Woodside Energy Limited	Australia	Fixed-price	Detailed engineering and procurement management services to maintain gas supply to its onshore LNG facility, principally by providing compression facilities for the low pressure Perseus reservoir.

Upstream-Other

Project Name	Customer Name	Location	Contract Type	Description
KEP2010	Statoil Hydro	Norway	Cost-reimbursable	Engineering and support services for the overall construction of an upgrade to a gas plant.

Services

Project Name	Customer Name	Location	Contract Type	Description
Georgia Power	Georgia Power	Georgia	Cost-reimbursable	Provision of project management, procurement, and construction services for coal-fired power generation plant and environmental remediation.
Shell Scotford	Shell Canada	Canada	Cost-reimbursable and fixed-price	Provision of direct hire construction services and fixed-unit rate module/pipe fabrication for oil sands upgrader project.
LCRA	Lower Colorado River Authority	Texas	Cost- reimbursable	Provision of project management, procurement, and construction services of power generation plant.
Hunt Refining	Hunt Refining	Alabama	Cost-reimbursable	Provision of process construction services and project management for refinery expansion.
Borger	ConocoPhillips	Texas	Cost- reimbursable	Provision of direct hire construction services for a Benzene unit

Downstream

Project Name	Customer Name	Location	Contract Type	Description
Ethylene/Olefins Facility	Saudi Kayan Petrochemical Company	Saudi Arabia	Fixed-price	Basic process design and EPCM services for a new ethylene facility using SCORE™ technology
Ras Tanura Integrated Project	Dow and Saudi Aramco	Saudi Arabia	Cost-reimbursable	FEED and PM/CM of an integrated refinery and Petrochemical complex.
Yanbu Export Refinery Project	Aramco Services Co. and ConocoPhillips Yanbu Ltd.	Saudi Arabia	Cost-reimbursable	Program management services including FEED for a new 400,000 barrels per day green field export refinery.
Ammonia Plant	Egypt Basic Industries Corporation	Egypt	Fixed-price	EPC-CS services for an ammonia plant based on KBR Advanced Ammonia Process technology.

Technology

Project Name	Customer Name	Location	Contract Type	Description
Moron Ammonia Plant	Ferrostaal/Pequiven	Venezuela	Fixed-price	Technology license and engineering services.
Jose Ammonia Facility LBEP	Pequiven	Venezuela	Fixed-price	Technology license and basic engineering services.
Puerto Nutrias Ammonia Facility LBEP	Pequiven	Venezuela	Fixed-price	Technology license and basic engineering services.
Hazira Ammonia Plant Revamp	KRIBHCO	India	Fixed-price	Technology license and basic engineering services.

Ventures

Project Name	Customer Name	Location	Contract Type	Description
Egypt Basic Industries (EBIC)- Ammonia Project	Various	Egypt	Market rates	Design, build, own, finance and operate an ammonia plant.
Aspire Defence- Allenby & Connaught Defence Accommodation Project	U.K. Ministry of Defence	U.K.	Fixed-price and cost-reimbursable	Design, build and finance the upgrade and service of army facilities.

See Note 7 to the consolidated financial statements for financial information about our reportable business segments.

Our Business Strategy

Our business strategy is to create sustainable shareholder value by providing our customers differentiated capital project and services offerings across the entire engineering, construction and services project lifecycle. We will execute our business strategy on a global scale through best in class risk awareness, delivering consistent, predictable financial results in all markets where we operate. Our core skills are conceptual design, FEED (front-end engineering design), engineering, project management, procurement, construction, construction management, operations and maintenance. Our primary activities are scalable, which will enable us to grow the company organically. We will complement organic growth by pursuing targeted merger and acquisition opportunities with a focus on expanding our product and services offerings and market coverage to accelerate implementation of individual Business Unit strategies. Key features of our business unit strategies include:

- *The Government and Infrastructure business unit* will broaden our logistical design, infrastructure and other service offerings to existing customers and cross-sell to adjacent markets.
- *The Upstream business unit* will build on our world-class strength and experience in gas monetization and seek to expand our footprint in offshore oil and gas services.
- *The Services business unit* will expand existing operations while pursuing new offerings that capitalize on our brand reputation and legacy core competencies.
- *The Downstream business unit* will grow by leveraging our leading technologies and execution excellence to provide life-cycle value to customers.
- *The Technology business unit* will expand our range of differentiated process technologies and increase our proprietary equipment and catalyst offerings.

- *The Ventures business unit* will differentiate the offerings of our business units by investing capital and arranging project finance.

Competition and Scope of Global Operations

We operate in highly competitive markets throughout the world. The principal methods of competition with respect to sales of our capital project and service offerings include:

- customer relationships;
- technical excellence or differentiation;
- price;
- service delivery, including the ability to deliver personnel, processes, systems and technology on an “as needed, where needed, when needed” basis with the required local content and presence;
- service quality;
- health, safety, and environmental standards and practices;
- financial strength;
- breadth of technology and technical sophistication;
- risk management awareness and processes; and
- warranty.

We conduct business in over 45 countries. Based on the location of services provided, our operations in countries other than the United States accounted for 85% of our consolidated revenue during 2008, 89% of our consolidated revenue during 2007 and 85% of our consolidated revenue during 2006. Revenue from our operations in Iraq, primarily related to our work for the U.S. government, was 43% of our consolidated revenue in 2008, 50% of our consolidated revenue in 2007 and 49% of our consolidated revenue in 2006. See Note 7 to our consolidated financial statements for selected geographic information.

We market substantially all of our capital project and service offerings through our servicing and sales organizations. We serve highly competitive industries and we have many substantial competitors in the markets that we serve. Some of our competitors have greater financial and other resources and better access to capital than we do, which may enable them to compete more effectively for large-scale project awards. The companies competing in the markets that we serve include but are not limited to AMEC, Bechtel Corporation, CH2M Hill Companies Ltd., Chicago Bridge and Iron Co., N.V., Chiyoda, DynCorp, Fluor Corporation, Foster Wheeler Ltd., Jacobs Engineering Group, Inc., Shaw Group, Inc., Technip, URS Corporation, and Worley Parsons Ltd. Additionally, in April 2008, we were selected as one of the executing contractors under the multiple service provider LogCAP IV contract along with Fluor Corporation and DynCorp International. Since the markets for our services are vast and cross numerous geographic lines, we cannot make a meaningful estimate of the total number of our competitors.

Our operations in some countries may be adversely affected by unsettled political conditions, acts of terrorism, civil unrest, force majeure, war or other armed conflict, expropriation or other governmental actions, inflation, exchange controls and currency fluctuations. Please read “Management’s Discussion and Analysis of Financial Condition and Results of Operations—Financial Instruments Market Risk” and Note 15 to our consolidated financial statements for information regarding our exposures to foreign currency fluctuations, risk concentration, and financial instruments used to manage our risks.

Joint Ventures and Alliances

We enter into joint ventures and alliances with other industry participants in order to reduce and diversify risk, increase the number of opportunities that can be pursued, capitalize on the strengths of each party, expand or create the relationships of each party with different potential customers, and allow for greater flexibility in choosing the preferred location for our services based on the greatest cost and geographical efficiency. Several of our significant joint ventures and alliances are described below. All joint venture ownership percentages presented are as of December 31, 2008.

In 2002, we entered into a cooperative agreement with ExxonMobil Research and Engineering Company for licensing fluid catalytic cracking technology that was an extension of a previous agreement with Mobil Oil Corporation. Under this alliance, we offer to the industry certain fluid catalytic cracking technology that is available from both parties. We lead the marketing effort under this collaboration, and we co-develop certain new fluid catalytic cracking technology.

M.W. Kellogg Limited (“MWKL”) is a London-based joint venture that provides full EPC-CS contractor services for LNG, GTL and onshore oil and gas projects. MWKL is owned 55% by us and 45% by JGC. MWKL supports both of its parent companies, on a stand-alone basis or through our gas alliance with JGC, and also provides services to other third party customers. We consolidate MWKL for financial accounting purposes.

TKJ Group is a consortium consisting of several private limited liability companies registered in Dubai, UAE. The TKJ Group was created for the purpose of trading equipment and the performance of services required for the realization, construction, and modification of maintenance of oil, gas, chemical, or other installations in the Middle East. KBR holds a 33.3% interest in the TKJ Group companies. We account for this investment using the equity method of accounting.

TSKJ Group is a joint venture consisting of several limited liability companies formed to design and construct large-scale projects in Nigeria. TSKJ’s members are Technip, SA of France, Snamprogetti Netherlands B.V., which is a subsidiary of Saipem SpA of Italy, JGC and us, each of which has a 25% interest. TSKJ has completed six LNG production facilities on Bonny Island, Nigeria and has performed the engineering and design work on a seventh such facility. We account for this investment using the equity method of accounting.

Aspire Defence—Allenby & Connaught is a joint venture between us, Carillion Plc. and a financial investor formed to contract with the U.K. Ministry of Defence to upgrade and provide a range of services to the British Army’s garrisons at Aldershot and around the Salisbury Plain in the United Kingdom. We own a 45% interest in Aspire Defence. In addition, we own a 50% interest in each of the two joint ventures that provide the construction and related support services to Aspire Defence. We account for our investments in these entities using the equity method of accounting.

MMM is a joint venture formed under a Partners Agreement with Grupo R affiliated entities. The principal Grupo R entity is Corporative Grupo R, S.A. de C.V. and Discoverer ASA, Ltd a Cayman Islands company. The partners agreement covers five joint venture entities related to the Mexico contract with PEMEX. The MMM joint venture was set up under Mexican maritime law in order to hold navigation permits to operate in Mexican waters. The scope of the business is to render services of maintenance, repair and restoration of offshore oil and gas platforms and provisions of quartering in the territorial waters of Mexico. We own a 50% interest in MMM and in each of the four other joint ventures. We account for our investment in these entities using the equity method of accounting.

Backlog

Backlog represents the dollar amount of revenue we expect to realize in the future as a result of performing work under multi-period contracts that have been awarded to us. Backlog is not a measure defined by generally accepted accounting principles, and our methodology for determining backlog may not be comparable to the methodology used by other companies in determining their backlog. Backlog may not be indicative of future operating results. Not all of our revenue is recorded in backlog for a variety of reasons, including the fact that some projects begin and end within a short-term period. Many contracts do not provide for a fixed amount of work to be performed and are subject to modification or termination by the customer. The termination or modification of any one or more sizeable contracts or the addition of other contracts may have a substantial and immediate effect on backlog.

We generally include total expected revenue in backlog when a contract is awarded and/or the scope is definitized. For our projects related to unconsolidated joint ventures, we have included in the table below our percentage ownership of the joint venture’s revenue in backlog. However, because these projects are accounted for under the equity method, only our share of future earnings from these projects will be recorded in our revenue. Our backlog for projects related to unconsolidated joint ventures totaled \$2.4 billion at December 31, 2008 and \$3.1 billion at December 31, 2007. We also consolidate joint ventures which are majority-owned and controlled or are variable interest entities in which we are the primary beneficiary. Our backlog included in the table below for projects related to consolidated joint ventures with minority interest includes 100% of the backlog associated with those joint ventures and totaled \$3.1 billion at December 31, 2008 and \$3.2 billion at December 31, 2007.

For long-term contracts, the amount included in backlog is limited to five years. In many instances, arrangements included in backlog are complex, nonrepetitive in nature, and may fluctuate depending on expected revenue and timing. Where contract duration is indefinite, projects included in backlog are limited to the estimated amount of expected revenue within the following twelve months. Certain contracts provide maximum dollar limits, with actual authorization to perform work under the contract being agreed upon on a periodic basis with the customer. In these arrangements, only the amounts authorized are included in backlog. For projects where we act solely in a project management capacity, we only include our management fee revenue of each project in backlog.

(in millions)	Backlog(1)	
	December 31,	
	2008	2007
G&I:		
U.S. Government - Middle East Operations	\$ 1,428	\$ 1,361
U.S. Government - Americas Operations	600	548
International Operations	1,446	2,339
Total G&I	<u>\$ 3,474</u>	<u>\$ 4,248</u>
Upstream:		
Gas Monetization	6,196	6,606
Offshore Projects	148	173
Other	112	118
Total Upstream	<u>\$ 6,456</u>	<u>\$ 6,897</u>
Services	2,810	765
Downstream	578	313
Technology	130	128
Ventures	649	700
Total backlog	<u>\$ 14,097</u>	<u>\$ 13,051</u>

- (1) Our G&I business unit's total backlog attributable to firm orders was \$3.3 billion and \$4.0 billion as of December 31, 2008 and 2007. Our G&I business unit's total backlog attributable to unfunded orders was \$0.2 billion and \$0.2 billion as of December 31, 2008 and 2007, respectively.

We estimate that as of December 31, 2008, 62% of our backlog will be complete within one year. As of December 31, 2008, 20% of our backlog was attributable to fixed-price contracts and 80% was attributable to cost-reimbursable contracts. For contracts that contain both fixed-price and cost-reimbursable components, we classify the components as either fixed-price or cost-reimbursable according to the composition of the contract except for smaller contracts where we characterize the entire contract based on the predominant component.

As of December 31, 2008, backlog in our G&I business unit includes approximately \$1.4 billion for our continued services under the LogCAP III contract in our Middle East operations and \$1.0 billion related to the Allenby & Connaught for the U.K. Ministry of Defence.

Backlog in our Upstream business unit decreased primarily as a result of work-off on several Gas Monetization projects including the Pearl GTL, Tangguh LNG and Yemen LNG projects. As of December 31, 2008, our Gas Monetization backlog included \$2.4 billion on the Escravos LNG project and \$2.8 billion on the Skikda LNG project.

Total KBR backlog increased by approximately \$2.0 billion as a result of the acquisition of BE&K on July 1, 2008 of which \$1.9 billion was added to our Services business unit.

Contracts

Our contracts can be broadly categorized as either cost-reimbursable or fixed-price, the latter sometimes being referred to as lump-sum. Some contracts can involve both fixed-price and cost-reimbursable elements.

Fixed-price contracts are for a fixed sum to cover all costs and any profit element for a defined scope of work. Fixed-

price contracts entail more risk to us because they require us to predetermine both the quantities of work to be performed and the costs associated with executing the work. Although fixed-price contracts involve greater risk than cost-reimbursable contracts, they also are potentially more profitable since the owner/customer pays a premium to transfer more project risk to us.

Cost-reimbursable contracts include contracts where the price is variable based upon our actual costs incurred for time and materials, or for variable quantities of work priced at defined unit rates, including reimbursable labor hour contracts. Profit on cost-reimbursable contracts may be based upon a percentage of costs incurred and/or a fixed amount. Cost reimbursable contracts are generally less risky than fixed-price contracts because the owner/customer retains many of the project risks.

Our G&I business unit provides substantial work under government contracts with the Department of Defense (“DoD”), the Ministry of Defense (“MoD”) and other governmental agencies. These contracts include our LogCAP contract and contracts to rebuild Iraq’s petroleum industry such as the PCO Oil South contract. If our customer or a government auditor finds that we improperly charged any costs to a contract, these costs are not reimbursable or, if already reimbursed, the costs must be refunded to the customer. If performance issues arise under any of our government contracts, the government retains the right to pursue remedies, which could include threatened termination or termination under any affected contract. Furthermore, the government has the contractual right to terminate or reduce the amount of work under our contracts at any time.

Customers

We provide services to a diverse customer base, including international and national oil and gas companies, independent refiners, petrochemical producers, fertilizer producers and domestic and foreign governments. Revenue from the U.S. government, resulting primarily from work performed in the Middle East by our G&I business unit, represented 53% of our 2008 consolidated revenue, 62% of our 2007 consolidated revenue and 66% of our 2006 consolidated revenue. No other customer represented more than 10% of consolidated revenue in any of these periods. See “Risk Factors – Risk related to our customers and contracts – *Our government contracts work is regularly reviewed and audited by our customer, government auditors and others, and these reviews can lead to withholding or delay of payments to us, non-receipt of award fees, legal actions, fines, penalties and liabilities and other remedies against us.*”

Raw Materials

Equipment and materials essential to our business are available from worldwide sources. The principal equipment and materials we use in our business are subject to availability and pricing fluctuations due to customer demand, producer capacity, market conditions and material shortage. We monitor the availability and pricing of equipment and materials on a regular basis. Our procurement department actively leverages our size and buying power to ensure that we have access to key equipment and materials at the best possible prices and delivery schedule. Globally, current market conditions indicate supply chain opportunities exist due to increases in fabrication capacity and decreases in pricing for a wide array of equipment and materials as a result of delays or cancellation of some major projects. While we do not currently foresee the lack of availability of equipment and materials in the near term, the availability of these items may vary significantly from year to year and any prolonged unavailability or significant price increases for equipment and materials necessary to our projects and services could have a material adverse effect on our business. Please read, “*Risk Factors—Risks Related to Our Customers and Contracts—Difficulties in engaging third party subcontractors, equipment manufacturers or materials suppliers or failures by third party subcontractors, equipment manufacturers or materials suppliers to perform could result in project delays and cause us to incur additional costs.*”

Intellectual Property

We have developed or otherwise have the right to license leading technologies, including technologies held under license from third parties, used for the production of a variety of petrochemicals and chemicals and in the areas of olefins, refining, fertilizers and semi-submersible technology. Our petrochemical technologies include SCORE™ and SUPERFLEX™. SCORE™ is a process for the production of ethylene which includes technology developed with ExxonMobil. SUPERFLEX™ is a flexible proprietary technology for the production of high yields of propylene using low value chemicals. We also license a variety of technologies for the transformation of raw materials into commodity chemicals such as phenol and aniline used in the production of consumer end-products. Our Residuum Oil Supercritical Extraction (ROSE™) heavy oil technology is

designed to maximize the refinery production yield from each barrel of crude oil. The by-products from this technology, known as asphaltenes, can be used as a low-cost alternative fuel. We are also a licensor of ammonia process technologies used in the conversion of Syngas to ammonia. KAAPplus™, our ammonia process which combines the best features of the KBR Advanced Ammonia Process, the KBR Reforming Exchanger System and the KBR Purifier technology, offers ammonia producers reduced capital cost, lower energy consumption and higher reliability. We believe our technology portfolio and experience in the commercial application of these technologies and related know-how differentiates us from other contractors, enhances our margins and encourages customers to utilize our broad range of engineering, procurement, construction and construction services (“EPC-CS”) services.

Our rights to make use of technologies licensed to us are governed by written agreements of varying durations, including some with fixed terms that are subject to renewal based on mutual agreement. For example, our SCORE™ license runs until 2028 while our rights to SUPERFLEX™ currently expire in 2013, which can be extended by mutual concurrence indefinitely for 5-year periods. Each agreement may be further extended and we have historically been able to renew existing agreements before they expire. We expect these and other similar agreements to be extended so long as it is mutually advantageous to both parties at the time of renewal. For technologies we own, we protect our rights through patents and confidentiality agreements to protect our know-how and trade secrets. KBR’s ammonia process technology is continually protected through trade secrets and the patent process; currently, KBR’s ammonia process consists of twenty-five US patents, eighteen US patent applications, and corresponding foreign filings in at least twenty-five different jurisdictions.

Technology Development

We own and operate a technology center in Houston, Texas, where we collaborate with our customers to develop new technologies and improve existing ones. We license these technologies to our customers for the design, engineering and construction of oil and gas and petrochemical facilities. We are also working to identify new technologically driven opportunities in emerging markets, including coal gasification technologies to promote more environmentally friendly uses of abundant coal resources and CO2 sequestration to reduce CO2 emissions by capturing and injecting them underground. Our expenditures for research and development activities were immaterial in each of the past three fiscal years.

Seasonality

On an overall basis, our operations are not generally affected by seasonality. Weather and natural phenomena can temporarily affect the performance of our services, but the widespread geographic scope of our operations mitigates those effects.

Employees

As of December 31, 2008, we had over 57,000 employees in our continuing operations, of which approximately 4.9% were subject to collective bargaining agreements. Based upon the geographic diversification of our employees, we believe any risk of loss from employee strikes or other collective actions would not be material to the conduct of our operations taken as a whole. We believe that our employee relations are good.

Health and Safety

We are subject to numerous health and safety laws and regulations. In the United States, these laws and regulations include: the Federal Occupation Safety and Health Act and comparable state legislation, the Mine Safety and Health Administration laws, and safety requirements of the Departments of State, Defense, Energy and Transportation. We are also subject to similar requirements in other countries in which we have extensive operations, including the United Kingdom where we are subject to the various regulations enacted by the Health and Safety Act of 1974.

These regulations are frequently changing, and it is impossible to predict the effect of such laws and regulations on us in the future. We actively seek to maintain a safe, healthy and environmentally friendly work place for all of our employees and those who work with us. However, we provide some of our services in high-risk locations and, as a result, we may incur substantial costs to maintain the safety of our personnel.

Environmental Regulation

We are subject to numerous environmental, legal, and regulatory requirements related to our operations worldwide. In the United States, these laws and regulations include, among others:

- the Comprehensive Environmental Response, Compensation and Liability Act;
- the Resources Conservation and Recovery Act;
- the Clean Air Act;
- the Federal Water Pollution Control Act; and
- the Toxic Substances Control Act.

In addition to federal and state laws and regulations, other countries where we do business often have numerous environmental regulatory requirements by which we must abide in the normal course of our operations. The portions of our business to which these requirements apply primarily relates to our Upstream, Downstream and Services business units where we perform construction and industrial maintenance services or operate and maintain facilities. For certain locations, including our property at Clinton Drive, we have not completed our analysis of the site conditions and until further information is available, we are only able to estimate a possible range of remediation costs. These locations were primarily utilized for manufacturing or fabrication work and are no longer in operation. The use of these facilities created various environmental issues including deposits of metals, volatile and semi-volatile compounds, and hydrocarbons impacting surface and subsurface soils and groundwater. The range of remediation costs could change depending on our ongoing site analysis and the timing and techniques used to implement remediation activities. We do not expect costs related to environmental matters will have a material adverse effect on our consolidated financial position or our results of operations. Based on the information presently available to us, we have accrued approximately \$8 million for the assessment and remediation costs associated with all environmental matters, which represents the low end of the range of possible costs that could be as much as \$15 million. See Note 11 to our consolidated financial statements for more information on environmental matters.

Website Access

Our annual reports on Form 10-K, quarterly reports on Form 10-Q, current reports on Form 8-K, and amendments to those reports filed or furnished pursuant to Section 13(a) or 15(d) of the Exchange Act of 1934 are made available free of charge on our internet website at www.kbr.com as soon as reasonably practicable after we have electronically filed the material with, or furnished it to, the SEC. The public may read and copy any materials we have filed with the SEC at the SEC's Public Reference Room at 100 F Street, NE, Washington, DC 20549. Information on the operation of the Public Reference Room may be obtained by calling the SEC at 1-800-SEC-0330. The SEC maintains an internet site that contains our reports, proxy and information statements, and our other SEC filings. The address of that site is www.sec.gov. We have posted on our website our Code of Business Conduct, which applies to all of our employees and Directors and serves as a code of ethics for our principal executive officer, principal financial officer, principal accounting officer, and other persons performing similar functions. Any amendments to our Code of Business Conduct or any waivers from provisions of our Code of Business Conduct granted to the specified officers above are disclosed on our website within four business days after the date of any amendment or waiver pertaining to these officers.

Item 1A. Risk Factors

Risks Related to Our Customers and Contracts

Our G&I and Services business units are directly affected by spending and capital expenditures by our customers and our ability to contract with our customers.

A decrease in the magnitude of work we perform for the U.S. government in Iraq and for the MoD or other decreases in governmental spending and outsourcing for military and logistical support of the type that we provide could have a material adverse effect on our business, results of operations and cash flow. For example, the current level of government services being provided in the Middle East will not likely continue for an extended period of time. We are currently the sole service provider under our LogCAP III contract to provide logistics support to U.S. Forces deployed in the Middle East and elsewhere, under which certain task orders have been extended by the DoD through the third quarter of 2009. In April 2008, we were selected as one of the

executing contractors under the LogCap IV contract, a new competitively bid, multiple service provider contract to replace the current LogCAP III contract. Despite the backlog under the current LogCAP III contract and the award of a portion of the LOGCAP IV contract, we expect our overall volume of work to decline as our customer scales back its requirement for the types and the amounts of services we provide.

The loss of the U.S. government as a customer would, and the loss of the MoD as a customer could, have a material adverse effect on our business, results of operations and cash flow. The loss of the U.S. government as a customer, or a significant reduction in our work for it, would have a material adverse effect on our business, results of operations and cash flow. Revenue from U.S. government agencies represented 53% of our revenues in 2008, 62% of our revenues in 2007 and 66% of our revenues in 2006. The MoD is also a substantial customer, the loss of which could have a material adverse effect on our business, results of operations and cash flow.

In our G&I and Services business units, a decrease in capital spending for infrastructure and other projects of the type that we undertake could have a material adverse effect on our business, results of operations and cash flow.

Our Upstream, Services, Downstream, and Technology business units depend on demand and capital spending by customers in their target markets, many of which are directly affected by trends in oil, gas and commodities prices as well as other factors.

Demand for many of our services depends on capital spending by oil and natural gas companies, including national and international oil companies, and industrial and power companies, which is directly affected by trends in oil, natural gas and commodities prices. Capital expenditures for refining and distribution facilities by large oil and gas companies have a significant impact on the activity levels of our businesses. Demand for LNG facilities for which we provide construction services would decrease in the event of a sustained reduction in crude oil or natural gas prices. Perceptions of longer-term lower oil and natural gas prices by oil and gas companies or longer-term higher material and contractor prices impacting facility costs can similarly reduce or defer major expenditures given the long-term nature of many large-scale projects. Prices for oil, natural gas and commodities are subject to large fluctuations in response to relatively minor changes in supply and demand, market uncertainty, and a variety of other factors that are beyond our control. Factors affecting the prices of oil, natural gas and other commodities include:

- worldwide political, military, and economic conditions;
- the cost of producing and delivering oil and natural gas;
- the level of demand for oil, natural gas, industrial services and power generation;
- governmental regulations or policies, including the policies of governments regarding the use of energy and the exploration for and production and development of their oil and natural gas reserves;
- a reduction in energy demand as a result of energy taxation or a change in consumer spending patterns;
- global economic growth or decline;
- the level of oil production by non-OPEC countries and the available excess production capacity within OPEC;
- global weather conditions and natural disasters;
- oil refining capacity;
- shifts in end-customer preferences toward fuel efficiency and the use of natural gas;
- potential acceleration of the development and expanded use of alternative fuels;
- environmental regulation, including limitations on fossil fuel consumption based on concerns about its relationship to climate change; and
- reduction in demand for pulp and paper.

Historically, the markets for oil and natural gas have been volatile and are likely to continue to be volatile in the future.

Demand for our services may also be materially and adversely affected by the consolidation of our customers, which:

- could cause customers to reduce their capital spending, which in turn reduces the demand for our services; and
- could result in customer personnel changes, which in turn affects the timing of contract negotiations and settlements of claims and claim negotiations with engineering and construction customers on cost variances and change orders on major projects.

Our results of operations depend on the award of new contracts and the timing of the performance of these contracts.

Because a substantial portion of our revenue is generated from large-scale projects and the timing of new project awards is unpredictable, our results of operations and cash flow may be subject to significant periodic fluctuations. A substantial portion of our revenue is directly or indirectly derived from large-scale international and domestic projects. Delays in the timing of the awards or potential cancellations of such prospects as a result of economic conditions, material and equipment pricing and availability, or other factors could impact our long term projected results. It is generally very difficult to predict whether or when we will receive such awards as these contracts frequently involve a lengthy and complex bidding and selection process which is affected by a number of factors, such as market conditions, financing arrangements, governmental approvals and environmental matters. Because a significant portion of our revenue is generated from large projects, our results of operations and cash flow can fluctuate significantly from quarter to quarter depending on the timing of our contract awards and the commencement or progress of work under awarded contracts. In addition, many of these contracts are subject to financing contingencies and, as a result, we are subject to the risk that the customer will not be able to secure the necessary financing for the project.

If we are unable to provide our customers with bonds, letters of credit or other credit enhancements, we may be unable to obtain new project awards. In addition, we cannot rely on Halliburton to provide payment and performance guarantees of our bonds, letters of credit and contracts entered into after our initial public offering as it has done in the past, except to the extent Halliburton has agreed to do so under the terms of the master separation agreement. Customers may require us to provide credit enhancements, including bonds, letters of credit or performance or financial guarantees. Consistent with industry practice, we are often required to provide performance and surety bonds to customers. These bonds indemnify the customer should we fail to perform our obligations under the contract. Since the separation from Halliburton we have been engaged in discussions with surety companies and have arranged lines with multiple firms for our own stand-alone capacity. Since the arrangement of this stand alone capacity, we have been sourcing our surety bonds from our own capacity without Halliburton credit support. Due to events that affect the insurance and bonding markets generally, bonding may be difficult to obtain or may only be available at significant cost. In addition, future projects may require us to obtain letters of credit that extend beyond the term of our current credit facility. Further, our credit facility limits the amount of new letters of credit and other debt we can incur outside of the credit facility to \$250 million, which could adversely affect our ability to bid or bid competitively on future projects if the credit facility is not amended or replaced. Prior to our initial public offering, Halliburton provided guarantees of most of our surety bonds and letters of credit as well as most other payment and performance guarantees under our contracts. The credit support arrangements in existence at the completion of our initial public offering will remain in effect, but Halliburton is not expected to enter into any new credit support arrangements on our behalf, except to the limited extent Halliburton is obligated to do so under the master separation agreement. We have agreed to indemnify Halliburton for all losses under our outstanding credit support instruments and any additional credit support instruments for which Halliburton may become obligated following our initial public offering, and under the master separation agreement, we have agreed to use our reasonable best efforts to attempt to release or replace Halliburton's liability thereunder for which such release or replacement is reasonably available. Any inability to obtain adequate bonding and/or provide letters of credit or other customary credit enhancements and, as a result, to bid on new work could have a material adverse effect on our business prospects and future revenue.

The DoD awards its contracts through a rigorous competitive process and our efforts to obtain future contract awards from the DoD, including the LogCAP IV contract, may be unsuccessful, and the DoD has recently favored multiple award task order contracts. The DoD conducts a rigorous competitive process for awarding most contracts. In the services arena, the DoD uses multiple contracting approaches. It uses omnibus contract vehicles, such as LogCAP, for work that is done on a contingency, or as-needed basis. In more predictable "sustainment" environments, contracts may include both fixed-price and cost-reimbursable elements. The DoD has also recently favored multiple award task order contracts, in which several contractors are selected as eligible bidders for future work. Such processes require successful contractors to continually anticipate customer requirements and develop rapid-response bid and proposal teams as well as have supplier relationships and delivery systems in place to react to emerging needs. We will face rigorous competition for any additional contract awards

from the DoD, and we may be required to qualify or continue to qualify under the various multiple award task order contract criteria. The DoD has awarded us a portion of the new LogCAP IV contract, which will replace the current LogCAP III contract under which we are the sole provider, which is a multiple award task order contract. Despite being awarded a portion of the LogCAP IV contract, we may not be awarded any task orders under the LogCAP IV contract, which may have a material adverse effect on future results of operations. It may be more difficult for us to win future awards from the DoD and we may have other contractors sharing in any DoD awards that we win. In addition, negative publicity regarding findings out of DCAA and Congressional investigations may adversely affect our ability to obtain future awards. See “*Management’s Discussion and Analysis of Financial Condition and Results of Analysis – U.S. Government Matters.*”

The uncertainty of the timing of future contract awards may inhibit our ability to recover our labor costs. The uncertainty of our contract award timing can also present difficulties in matching workforce size with contract needs. In some cases, we maintain and bear the cost of a ready workforce that is larger than called for under existing contracts in anticipation of future workforce needs for expected contract awards. If an expected contract award is delayed or not received, we may not be able to recover our labor costs, which could have a material adverse effect on us.

A portion of our projects are on a fixed-price basis, subjecting us to the risks associated with cost over-runs, operating cost inflation and potential claims for liquidated damages.

Our long-term contracts to provide services are either on a cost-reimbursable basis or on a fixed-price basis. At December 31, 2008, 20% of our backlog for continuing operations was attributable to fixed-price contracts and 80% was attributable to cost-reimbursable contracts. Our failure to accurately estimate the resources and time required for a fixed-price project or our failure to complete our contractual obligations within the time frame and costs committed could have a material adverse effect on our business, results of operations and financial condition. In connection with projects covered by fixed-price contracts, we generally bear the risk of cost over-runs, operating cost inflation, labor availability and productivity, and supplier and subcontractor pricing and performance. Under both our fixed-price contracts and our cost-reimbursable contracts, we generally rely on third parties for many support services, and we could be subject to liability for engineering or systems failures. Risks under our contracts include:

- Our engineering, procurement and construction projects may encounter difficulties in the design or engineering phases, related to the procurement of supplies, and due to schedule changes, equipment performance failures, and other factors that may result in additional costs to us, reductions in revenue, claims or disputes.
- We may not be able to obtain compensation for additional work or expenses incurred as a result of customer change orders or our customers providing deficient design or engineering information or equipment or materials.
- We may be required to pay liquidated damages upon our failure to meet schedule or performance requirements of our contracts.
- Difficulties in engaging third party subcontractors, equipment manufacturers or materials suppliers or failures by third party subcontractors, equipment manufacturers or materials suppliers to perform could result in project delays and cause us to incur additional costs.
- Our projects expose us to potential professional liability, product liability, warranty, performance and other claims that may exceed our available insurance coverage.

Our government contracts work is regularly reviewed and audited by our customer, government auditors and others, and these reviews can lead to withholding or delay of payments to us, non-receipt of award fees, legal actions, fines, penalties and liabilities and other remedies against us.

Given the demands of working in Iraq and elsewhere for the U.S. government, we expect that from time to time we will have disagreements or experience performance issues with the various government customers for which we work. If performance issues arise under any of our government contracts, the government retains the right to pursue remedies, which could include threatened termination or termination under any affected contract. If any contract were so terminated, we may not receive award fees under the affected contract, and our ability to secure future contracts could be adversely affected, although we would receive payment for amounts owed for our allowable costs under cost-reimbursable contracts. Other remedies that our government customers may seek for any improper activities or performance issues include sanctions such as forfeiture of profits, suspension of payments, fines and suspensions or debarment from doing business with the government. Further, the negative publicity that could arise from disagreements with our customers or sanctions as a result thereof could

have an adverse effect on our reputation in the industry, reduce our ability to compete for new contracts, and may also have a material adverse effect on our business, financial condition, results of operations and cash flow.

To the extent that we export products, technical data and services outside the United States, we are subject to U.S. laws and regulations governing international trade and exports, including but not limited to the International Traffic in Arms Regulations, the Export Administration Regulations and trade sanctions against embargoed countries, which are administered by the Office of Foreign Assets Control within the Department of the Treasury. A failure to comply with these laws and regulations could result in civil and/or criminal sanctions, including the imposition of fines upon us as well as the denial of export privileges and debarment from participation in U.S. government contracts. From time to time, we identify certain inadvertent or potential export or related violations. These violations may include, for example, transfers without required governmental authorizations. We can give no assurance as to whether we will ultimately be subject to sanctions as a result of such practices or the disclosure thereof, or the extent or effect thereof, if any sanctions are imposed, or whether individually or in the aggregate such practices or the disclosure thereof will have a material adverse effect on our business, financial condition or results of operations.

We have identified issues for disclosure to the government, and it is possible that we will identify additional issues for disclosure. Specifically, we have reported to the U.S. Department of State and Department of Commerce that exports of materials, including personal protection equipment such as helmets, goggles, body armor and chemical protective suits, in connection with personnel deployed to Iraq and Afghanistan may not have been in accordance with current licenses or applicable regulations. Please read “*Management’s Discussion and Analysis of Financial Condition and Results of Operations – U.S. Government Matters – Investigations Relating to Iraq, Kuwait and Afghanistan*” for more information. We expect to incur legal and other costs, which could include penalties, in connection with these export control disclosures and investigations.

We are involved in a dispute with Petrobras with respect to responsibility for the failure of subsea flow-line bolts on the Barracuda-Caratinga project.

In June 2000, we entered into a contract with Barracuda & Caratinga Leasing Company B.V., the project owner, to develop the Barracuda and Caratinga crude oilfields, which are located off the coast of Brazil. The construction manager and project owner’s representative is Petrobras, the Brazilian national oil company. The project consists of two converted supertankers, Barracuda and Caratinga, which are being used as floating production, storage, and offloading units, commonly referred to as FPSOs. At Petrobras’ direction, we have replaced certain bolts located on the subsea flow-lines that have failed through mid-November 2005, and we understand that additional bolts have failed thereafter, which have been replaced by Petrobras. These failed bolts were identified by Petrobras when it conducted inspections of the bolts. The original design specification for the bolts that have failed was issued by Petrobras, and as such, we believe the cost resulting from any replacement is not our responsibility. Petrobras has indicated, however, that they do not agree with our conclusion. On March 9, 2006, Petrobras notified us that they have submitted this matter to arbitration claiming \$220 million plus interest for the cost of monitoring and replacing the defective bolts and, in addition, all of the costs and expenses of the arbitration including the cost of attorneys fees. The arbitration is being conducted in New York under the guidelines of the United Nations Commission on International Trade Law (“UNCITRAL”). Although we believe Petrobras is responsible for any maintenance and replacement of the bolts, it is possible that the arbitration panel could find against us on this issue. Consequences of this matter could have a material adverse effect on our results of operations, financial condition and cash flow. Please read “*Management’s Discussion and Analysis of Financial Condition and Results of Operations – Business Environment and Results of Operations*” for further discussion.

We are actively engaged in claims negotiations with some of our customers, and a failure to successfully resolve our unapproved claims may materially and adversely impact our results of operations.

We report revenue from contracts to provide construction, engineering, design or similar services under the percentage-of-completion method of accounting. The recording of profits and losses on long-term contracts requires an estimate of the total profit or loss over the life of each contract. Total estimated profit is calculated as the difference between total estimated contract value and total estimated costs. When calculating the amount of total profit or loss, we include unapproved claims as contract value when the collection is deemed probable based upon the four criteria for recognizing unapproved claims under the American Institute of Certified Public Accountants Statement of Position 81-1, “Accounting for Performance of Construction-Type and Certain Production-Type Contracts.” Including probable unapproved claims in this calculation increases the operating income (or reduces the operating loss) that would otherwise be recorded without consideration of the probable unapproved claims. For example, we are involved in an arbitration matter with PEMEX as

discussed in Note 11 to our consolidated financial statements.

Risk Factors relating to FCPA Matters and Investigations of Related Corruption Allegations

We pleaded guilty to violating provisions of the United States FCPA and agreed to the entry of a civil judgment and injunction with the SEC relating to such violations that could have a material adverse effect on our business, prospects, results of operations, financial condition and cash flow.

On February 11, 2009, Kellogg Brown and Root LLC, one of our subsidiaries, pleaded guilty to one count of conspiring to violate the FCPA and four counts of violating the FCPA, all arising from the intent to bribe various Nigerian officials through commissions paid to agents working on behalf of TSKJ, a joint venture in which one of our subsidiaries (a successor to The M.W. Kellogg Company) had an approximate 25% interest at December 31, 2008, of a multibillion dollar contract to construct a natural gas liquefaction complex and related facilities at Bonny Island in Rivers State, Nigeria. On the same date, the SEC filed a complaint, and we consented to the filing of a final judgment against us in the Court. The complaint and the judgment were filed as part of a settled civil enforcement action by the SEC, to resolve the civil portion of the government's investigation of the Bonny Island project. Please read "*Risks Related to Our Relationship With Halliburton—Halliburton's indemnity for Foreign Corrupt Practices Act matters does not apply to all potential losses, Halliburton's actions may not be in our stockholders' best interests and we may take or fail to take actions that could result in our indemnification from Halliburton with respect to related corruption allegations no longer being available,*" and "*Management's Discussion and Analysis of Financial Condition and Results of Operations—Legal Proceedings—FCPA Investigations*" for more information.

Potential consequences arising out of our guilty plea to violations of the FCPA could include suspension or debarment of our ability to contract with the United States, state or local governments, U.S. government agencies or the MoD, third party claims, loss of business, adverse financial impact, damage to reputation and adverse consequences on financing for current or future projects.

Potential consequences of the guilty plea arising out of the investigations into FCPA matters or related corruption allegations could include suspension of our ability to contract with the United States, state or local governments, U.S. government agencies or the MoD in the United Kingdom. We and our affiliates could be debarred from future contracts or new orders under current contracts to provide services to any such parties. During 2008, we had revenue of \$6.2 billion from our government contracts work with agencies of the United States or state or local governments. In addition, we may be excluded from bidding on MoD contracts in the United Kingdom because the guilty plea involved corruption allegations or if the MoD determines that our actions constituted grave misconduct. During 2008, we had revenue of \$234 million from our government contracts work with the MoD. Suspension or debarment from the government contracts business would have a material adverse effect on our business, results of operations and cash flow. Please read "*Management's Discussion and Analysis of Financial Condition and Results of Operations – Legal Proceedings – FCPA Investigations*" for more information.

Limitations on our use of agents as part of our efforts to comply with applicable laws, including the FCPA, could put us at a competitive disadvantage in pursuing large-scale international projects. Most of our large-scale international projects are pursued and executed using one or more agents to assist in understanding customer needs, local content requirements, and vendor selection criteria and processes and in communicating information from us regarding our services and pricing. As a result of our settlement of the FCPA matters described below under "*—Risks Relating to Investigations*" and "*—Risks Related to Our Relationship With Halliburton*" a monitor will be appointed to review future practices for compliance with the FCPA, including with respect to the retention of agents. Our compliance procedures and our requirement to have a monitor may result in a more limited use of agents on large-scale international projects than in the past. Accordingly, we could be at a competitive disadvantage in successfully being awarded such future projects, which could have a material adverse effect on our ability to win contracts and our future revenue and business prospects.

Other Risks Related to Our Business

Our revolving credit facility imposes restrictions that limit our operating flexibility and may result in additional expenses, and this credit facility will not be available if financial covenants are not met or if an event of default occurs.

Our Revolving Credit Facility provides up to \$930 million of borrowing and letters of credit capacity and expires in December 2010. This facility serves to assist us in providing working capital and letters of credit for our projects. The revolving credit facility contains a number of covenants restricting, among other things, incurrence of additional indebtedness and liens,

sales of our assets, the amount of investments we can make, and the amount of dividends we can declare to pay or equity shares that can be repurchased. We are also subject to certain financial covenants, including maintenance of ratios with respect to consolidated debt to total consolidated capitalization, leverage and fixed charge coverage. If we fail to meet the covenants or an event of default occurs, we would not have available the liquidity that the facility provides.

It is an event of default if any person or two or more persons acting in concert, other than Halliburton or our Company, directly or indirectly acquires 25% or more of the combined voting power of all outstanding equity interests ordinarily entitled to vote in the election of directors of KBR Holdings, LLC, our wholly owned subsidiary, the borrower under the credit facility. In the event of a default, the banks under the facility could declare all amounts due and payable and cease to provide additional advances and require cash collateralization for all outstanding letters of credit. If we were unable to obtain a waiver from the banks or negotiate an amendment or a replacement credit facility prior to an event of default, it could have a material adverse effect on our liquidity, financial condition and cash flow.

We conduct a large portion of our engineering and construction operations through joint ventures. As a result, we may have limited control over decisions and controls of joint venture projects and have returns that are not proportional to the risks and resources we contribute.

We conduct a large portion of our engineering and construction operations through joint ventures, where control may be shared with unaffiliated third parties. As with any joint venture arrangement, differences in views among the joint venture participants may result in delayed decisions or in failures to agree on major issues. We also cannot control the actions of our joint venture partners, including any nonperformance, default, or bankruptcy of our joint venture partners, and we typically have joint and several liability with our joint venture partners under these joint venture arrangements. These factors could potentially materially and adversely affect the business and operations of a joint venture and, in turn, our business and operations.

Operating through joint ventures in which we are minority holders results in us having limited control over many decisions made with respect to projects and internal controls relating to projects. These joint ventures may not be subject to the same requirements regarding internal controls and internal control reporting that we follow. As a result, internal control issues may arise, which could have a material adverse effect on our financial condition and results of operation. When entering into joint ventures, in order to establish or preserve relationships with our joint venture partners, we may agree to risks and contributions of resources that are proportionately greater than the returns we could receive, which could reduce our income and returns on these investments compared to what we would have received if the risks and resources we contributed were always proportionate to our returns.

We make equity investments in privately financed projects on which we have sustained losses and could sustain additional losses.

We participate in privately financed projects that enable our government and other customers to finance large-scale projects, such as railroads, and major military equipment, capital project and service purchases. These projects typically include the facilitation of non-recourse financing, the design and construction of facilities, and the provision of operation and maintenance services for an agreed to period after the facilities have been completed.

We may incur contractually reimbursable costs and typically make an equity investment prior to an entity achieving operational status or completing its full project financing. If a project is unable to obtain financing, we could incur losses including our contractual receivables and our equity investment. After completion of these projects, our equity investments can be at risk, depending on the operation of the project and market factors, which may not be under our control. As a result, we could sustain a loss on our equity investment in these projects. Current equity investments in projects of this type include the Allenby & Connaught project in the U.K. and the Egypt Basic Industries Corporation ammonia plant in Egypt. Please read Note 16 to our consolidated financial statements for further discussion of these projects.

Intense competition in the engineering and construction industry could reduce our market share and profits.

We serve markets that are highly competitive and in which a large number of multinational companies compete. These highly competitive markets require substantial resources and capital investment in equipment, technology and skilled personnel whether the projects are awarded in a sole source or competitive bidding process. Our projects are frequently awarded through a competitive bidding process, which is standard in our industry. We are constantly competing for project awards based on pricing and the breadth and technological sophistication of our services. Any increase in competition or

reduction in our competitive capabilities could have a significant adverse impact on the margins we generate from our projects or our ability to retain market share.

If we are unable to attract and retain a sufficient number of affordable trained engineers and other skilled workers, our ability to pursue projects may be adversely affected and our costs may increase.

Our rate of growth will be confined by resource limitations as competitors and customers compete for increasingly scarce resources. We believe that our success depends upon our ability to attract, develop and retain a sufficient number of affordable trained engineers and other skilled workers that can execute our services in remote locations under difficult working conditions. If we are unable to attract and retain a sufficient number of skilled personnel, our ability to pursue projects may be adversely affected and the costs of performing our existing and future projects may increase, which may adversely impact our margins.

We ship a significant amount of cargo using seagoing vessels which expose us to certain maritime risks.

We execute different projects around the world that include remote locations. Depending on the type of contract, location and the nature of the work, we may charter vessels under time and bareboat charter parties that assume certain risks typical of those agreements. Such risks may include damage to the ship and liability for cargo and liability which charterers and vessel operators have to third parties “at law”. In addition, we ship a significant amount of cargo and are subject to hazards of the shipping and transportation industry.

If we are unable to enforce our intellectual property rights or if our intellectual property rights become obsolete, our competitive position could be adversely impacted.

We utilize a variety of intellectual property rights in our services. We view our portfolio of process and design technologies as one of our competitive strengths and we use it as part of our efforts to differentiate our service offerings. We may not be able to successfully preserve these intellectual property rights in the future and these rights could be invalidated, circumvented, or challenged. In addition, the laws of some foreign countries in which our services may be sold do not protect intellectual property rights to the same extent as the laws of the United States. Because we license technologies from third parties, there is a risk that our relationships with licensors may terminate or expire or may be interrupted or harmed. In some, but not all cases, we may be able to obtain the necessary intellectual property rights from alternative sources. If we are unable to protect and maintain our intellectual property rights, or if there are any successful intellectual property challenges or infringement proceedings against us, our ability to differentiate our service offerings could be reduced. In addition, if our intellectual property rights or work processes become obsolete, we may not be able to differentiate our service offerings, and some of our competitors may be able to offer more attractive services to our customers. As a result, our business and revenue could be materially and adversely affected.

Our current business strategy relies on acquisitions. Acquisitions of other companies present certain risks and uncertainties.

We see business merger and acquisition activities as an integral means of broadening our offerings and capturing additional market opportunities by our business units. As a result, we may incur certain additional risks accompanying these activities. These risks include the following:

- We may not identify or complete future acquisitions conducive to our current business strategy;
- Any future acquisition activities may not be completed successfully as a result of potential strategy changes, competitor activities, and other unforeseen elements associated with merger and acquisition activities;
- Valuation methodologies may not accurately capture the value proposition;
- Future completed acquisitions may not be integrated within our operations with the efficiency and effectiveness initially expected resulting in a potentially significant detriment to the associated product service line financial results, and pose additional risks to our operations as a whole;
- We may have difficulty managing the growth from merger and acquisition activities;
- Key personnel within an acquired organization may resign from their related positions resulting in a significant loss to our strategic and operational efficiency associated with the acquired company;

- The effectiveness of our daily operations may be reduced by the redirection of employees and other resources to acquisition activities;
- We may assume liabilities of an acquired business (e.g. litigation, tax liabilities, contingent liabilities, environmental issues), including liabilities that were unknown at the time the acquisition, that pose future risks to our working capital needs, cash flows and the profitability of related operations;
- Business acquisitions often may include unforeseen substantial transactional costs to complete the acquisition that exceed the estimated financial and operational benefits;
- We may experience significant difficulties in integrating our current system of internal controls into the acquired operations; and
- Future acquisitions may require us to obtain additional equity or debt financing, which may not be available on attractive terms. Moreover, to the extent an acquisition transaction results in additional goodwill, it will reduce our tangible net worth, which might have an adverse effect on our credit capacity.

If we need to sell or issue additional common shares to finance future acquisitions, our existing shareholder ownership could be diluted.

Part of our business strategy is to expand into new markets and enhance our position in existing markets both domestically and internationally through the merging and acquiring of complementary businesses. To successfully fund and complete such identified, potential acquisitions, we may issue additional equity securities that have the potential to dilute our earnings per share and our existing shareholder ownership.

Risks Related to Geopolitical and International Operations and Events

International and political events may adversely affect our operations.

A significant portion of our revenue is derived from our non-United States operations, which exposes us to risks inherent in doing business in each of the countries in which we transact business. The occurrence of any of the risks described below could have a material adverse effect on our results of operations and financial condition.

Our operations in countries other than the United States accounted for approximately 85% of our consolidated revenue during 2008, 89% of our consolidated revenue during 2007 and 85% of our consolidated revenue during 2006. Based on the location of services provided, 43% of our consolidated revenue in 2008, 50% of our consolidated revenue in 2007 and 49% in 2006 was from our operations in Iraq, primarily related to our work for the United States government. Operations in countries other than the United States are subject to various risks peculiar to each country. With respect to any particular country, these risks may include:

- expropriation and nationalization of our assets in that country;
- political and economic instability;
- civil unrest, acts of terrorism, force majeure, war, or other armed conflict;
- natural disasters, including those related to earthquakes and flooding;
- inflation;
- currency fluctuations, devaluations, and conversion restrictions;
- confiscatory taxation or other adverse tax policies;
- governmental activities that limit or disrupt markets, restrict payments, or limit the movement of funds;
- governmental activities that may result in the deprivation of contract rights; and
- governmental activities that may result in the inability to obtain or retain licenses required for operation.

Due to the unsettled political conditions in many oil-producing countries and countries in which we provide governmental logistical support, our revenue and profits are subject to the adverse consequences of war, the effects of

terrorism, civil unrest, strikes, currency controls, and governmental actions. Countries where we operate that have significant amounts of political risk include: Afghanistan, Algeria, Indonesia, Iraq, Nigeria, Russia, and Yemen. In addition, military action or continued unrest in the Middle East could impact the supply and pricing for oil and gas, disrupt our operations in the region and elsewhere, and increase our costs for security worldwide.

We work in international locations where there are high security risks, which could result in harm to our employees and contractors or substantial costs.

Some of our services are performed in high-risk locations, such as Iraq, Afghanistan, Nigeria and Algeria where the country or location is suffering from political, social or economic issues, or war or civil unrest. In those locations where we have employees or operations, we may incur substantial costs to maintain the safety of our personnel. Despite these precautions, the safety of our personnel in these locations may continue to be at risk, and we have in the past and may in the future suffer the loss of employees and contractors.

We are subject to significant foreign exchange and currency risks that could adversely affect our operations and our ability to reinvest earnings from operations, and our ability to limit our foreign exchange risk through hedging transactions may be limited.

A sizable portion of our consolidated revenue and consolidated operating expenses are in foreign currencies. As a result, we are subject to significant risks, including:

- foreign exchange risks resulting from changes in foreign exchange rates and the implementation of exchange controls; and
- limitations on our ability to reinvest earnings from operations in one country to fund the capital needs of our operations in other countries.

In particular, we conduct business in countries that have non-traded or “soft” currencies which, because of their restricted or limited trading markets, may be difficult to exchange for “hard” currencies. The national governments in some of these countries are often able to establish the exchange rates for the local currency. As a result, it may not be possible for us to engage in hedging transactions to mitigate the risks associated with fluctuations of the particular currency. We are often required to pay all or a portion of our costs associated with a project in the local soft currency. As a result, we generally attempt to negotiate contract terms with our customer, who is often affiliated with the local government, to provide that we are paid in the local currency in amounts that match our local expenses. If we are unable to match our costs with matching revenue in the local currency, we would be exposed to the risk of an adverse change in currency exchange rates.

Where possible, we selectively use hedging transactions to limit our exposure to risks from doing business in foreign currencies. Our ability to hedge is limited because pricing of hedging instruments, where they exist, is often volatile and not necessarily efficient.

In addition, the value of the derivative instruments could be impacted by:

- adverse movements in foreign exchange rates;
- interest rates;
- commodity prices; or
- the value and time period of the derivative being different than the exposures or cash flow being hedged.

Risks Related to Our Relationship With Halliburton

Halliburton’s indemnity for FCPA matters and related corruption allegations does not apply to all potential losses, Halliburton’s actions may not be in our stockholders’ best interests and we may take or fail to take actions that could result in our indemnification from Halliburton with respect to corruption allegations no longer being available.

Under the terms of the master separation agreement entered into in connection with our initial public offering, Halliburton has agreed to indemnify us for, and any of our greater than 50%-owned subsidiaries for our share of, fines or other

monetary penalties or direct monetary damages, including disgorgement, as a result of claims made or assessed by a governmental authority of the United States, the United Kingdom, France, Nigeria, Switzerland or Algeria, or a settlement thereof, relating to FCPA Matters (as defined below), which could involve Halliburton and us through The M. W. Kellogg Company, M. W. Kellogg Limited or their or our joint ventures in projects both in and outside of Nigeria, including the Bonny Island, Nigeria project. Halliburton's indemnity does not apply to any other losses, claims, liabilities or damages assessed against us as a result of or relating to FCPA Matters or to any fines or other monetary penalties or direct monetary damages, including disgorgement, assessed by governmental authorities in jurisdictions other than the United States, the United Kingdom, France, Nigeria, Switzerland or Algeria, or a settlement thereof, or assessed against entities such as TSKJ, in which we do not have an interest greater than 50%. For purposes of the indemnity, "FCPA Matters" include claims relating to alleged or actual violations occurring prior to the date of the master separation agreement of the FCPA or particular, analogous applicable statutes, laws, regulations and rules of U.S. and foreign governments and governmental bodies identified in the master separation agreement in connection with the Bonny Island project in Nigeria and in connection with any other project, whether located inside or outside of Nigeria, including without limitation the use of agents in connection with such projects, identified by a governmental authority of the United States, the United Kingdom, France, Nigeria, Switzerland or Algeria in connection with the current investigations in those jurisdictions. Please read *"—Risks Relating to Investigations—We pleaded guilty to violating provisions of the FCPA and agreed to the entry of a civil judgment and injunction with the SEC relating to such violations that could have a material adverse affect on our business, prospects, results of operations, financial conditions and cash flows."* and *"Risks Related to Our Relationship with Halliburton—Our indemnification from Halliburton for FCPA Matters may not be enforceable as a result of being against governmental policy."*

Either before or after a settlement or disposition of any remaining corruption allegations, we could incur losses as a result of or relating to such corruption allegations for which Halliburton's indemnity will not apply, and we may not have the liquidity or funds to address those losses, in which case such losses could have a material adverse effect on our business, prospects, results of operations, financial condition and cash flow.

As part of the master separation agreement, Halliburton has agreed to indemnify us for certain FCPA Matters, but we had to agree that Halliburton will, in its sole discretion, have and maintain control over the investigation, defense and/or settlement of FCPA Matters until such time, if any, that we exercise our right to assume control of the investigation, defense and/or settlement of FCPA Matters. We have also agreed, at Halliburton's expense, to assist with Halliburton's full cooperation with any governmental authority in Halliburton's investigation of FCPA Matters and its investigation, defense and/or settlement of any claim made by a governmental authority or court relating to FCPA Matters, in each case even if we assume control of FCPA Matters.

Subject to the exercise of our right to assume control of the investigation, defense and/or settlement of FCPA Matters, Halliburton will have broad discretion to investigate and defend FCPA Matters. We expect that Halliburton will take actions that are in the best interests of its stockholders, which may not be in our or our stockholders' best interests, particularly in light of the potential differing interests that Halliburton and we may have with respect to the matters currently under investigation and their defense and/or settlement. In addition, the manner in which Halliburton controls the investigation, defense and/or settlement of FCPA Matters and our ongoing obligation to cooperate with Halliburton in its investigation, defense and/or settlement thereof could adversely affect us and our ability to defend or settle FCPA or other claims against us, or result in other adverse consequences to us or our business that would not be subject to Halliburton's indemnification. We may take control over the investigation, defense and/or settlement of FCPA Matters or we may refuse to agree to a settlement of FCPA Matters negotiated by Halliburton. Notwithstanding our decision, if any, to assume control or refuse to agree to a settlement of FCPA Matters, we will have a continuing obligation to assist in Halliburton's full cooperation with any government or governmental agency, which may reduce any benefit of our taking control over the investigation of FCPA Matters or refusing to agree to a settlement. If we take control over the investigation, defense and/or settlement of FCPA Matters, refuse a settlement of FCPA Matters negotiated by Halliburton, enter into a settlement of FCPA Matters without Halliburton's consent, materially breach our obligation to cooperate with respect to Halliburton's investigation, defense and/or settlement of FCPA Matters or materially breach our obligation to consistently implement and maintain, for five years following our separation from Halliburton, currently adopted business practices and standards relating to the use of foreign agents, Halliburton may terminate the indemnity, which could have a material adverse effect on our financial condition, results of operations and cash flow.

Our indemnification from Halliburton for FCPA matters or related corruption allegations may not be enforceable as a result of being against governmental policy.

Our indemnification from Halliburton relating to FCPA matters and related corruption allegations (as defined under “—Risks Related to Our Relationship With Halliburton”) may not be enforceable as a result of being against governmental policy. Under the indemnity with Halliburton, our share of any liabilities for fines or other monetary penalties or direct monetary damages, including disgorgement, as a result of U.S. or certain foreign governmental claims or assessments relating to corruption allegations would be funded by Halliburton and would not be borne by us and our public stockholders. If we are assessed by or agree with U.S. or certain foreign governments or governmental agencies to pay any such fines, monetary penalties or direct monetary damages, including disgorgement, and Halliburton’s indemnity cannot be enforced or is unavailable because of governmental requirements of a settlement, we may not have the liquidity or funds to pay those penalties or damages, which would have a material adverse effect on our business, prospects, results of operations, financial condition and cash flow. Please read “*Management’s Discussion and Analysis of Financial Condition and Results of Operations—Transactions with former Parent.*”

Halliburton’s indemnity for matters relating to the Barracuda-Caratinga project only applies to the replacement of certain subsea bolts, and Halliburton’s actions may not be in our stockholders’ best interests.

Under the terms of the master separation agreement, Halliburton agreed to indemnify us and any of our greater than 50%-owned subsidiaries as of November 20, 2006, the date of the master separation agreement, for out-of-pocket cash costs and expenses, or cash settlements or cash arbitration awards in lieu thereof, we incur as a result of the replacement of certain subsea flow-line bolts installed in connection with the Barracuda-Caratinga project, which we refer to as “B-C Matters.” Please read “*Risks Related to Our Customers and Contracts—We are involved in a dispute with Petrobras with respect to responsibility for the failure of subsea flow-line bolts on the Barracuda-Caratinga Project.*”

At our cost, we will control the defense, counterclaim and/or settlement with respect to B-C Matters, but Halliburton will have discretion to determine whether to agree to any settlement or other resolution of B-C Matters. We expect Halliburton will take actions that are in the best interests of its stockholders, which may or may not be in our or our stockholders’ best interests. Halliburton has the right to assume control over the defense, counterclaim and/or settlement of B-C Matters at any time. If Halliburton assumes control over the defense, counterclaim and/or settlement of B-C Matters, or refuses a settlement proposed by us, it could result in material and adverse consequences to us or our business that would not be subject to Halliburton’s indemnification. In addition, if Halliburton assumes control over the defense, counterclaim and/or settlement of B-C Matters, and we refuse a settlement proposed by Halliburton, Halliburton may terminate the indemnity. Also, if we materially breach our obligation to cooperate with Halliburton or we enter into a settlement of B-C Matters without Halliburton’s consent, Halliburton may terminate the indemnity.

If the exchange fails to qualify as a tax-free transaction because of actions we take or because of a change of control of us, we will be required to indemnify Halliburton for any resulting taxes, and this potential obligation to indemnify Halliburton may prevent or delay a change of control of us.

In connection with the exchange offer, we and Halliburton will be required to comply with representations that have been made to Halliburton’s tax counsel in connection with the tax opinion that was issued to Halliburton regarding the tax-free nature of the exchange offer and with representations that have been made to the Internal Revenue Service in connection with the private letter ruling that Halliburton has received. If we breach any representations with respect to the opinion or any ruling request or takes any action that causes such representations to be untrue and which causes the exchange offer to be taxable, we will be required to indemnify Halliburton for any and all taxes incurred by Halliburton or any of its affiliates resulting from the failure of the exchange offer to qualify as tax-free transactions as provided in the tax sharing agreement between us and Halliburton. Further, we have agreed not to enter into transactions for two years after the completion of the exchange offer and any that would result in a more than immaterial possibility of a change of control of us pursuant to a plan unless a ruling is obtained from the Internal Revenue Service or an opinion is obtained from a nationally recognized law firm that the transaction will not affect the tax-free nature of the exchange offer. For these purposes, certain transactions are deemed to create a more than immaterial possibility of a change of control of us pursuant to a plan, and thus require such a ruling or opinion, including, without limitation, the merger of us with or into any other corporation, stock issuances (regardless of size) other than in connection with our employee incentive plans, or the redemption or repurchase of any of our capital stock (other than in connection with future employee benefit plans or pursuant to a future market purchase program involving 5% or less of KBR’s publicly traded stock). If we take any action which results in the exchange offer becoming a taxable transaction, we will be required to indemnify Halliburton for any and all taxes incurred by Halliburton or any of its affiliates, on an after-tax basis, resulting from such actions.

The amounts of any indemnification payments would be substantial and would have a material adverse effect on our financial condition.

Depending on the facts and circumstances, the exchange offer may be taxable to Halliburton if KBR undergoes a 50% or greater change in stock ownership within two years after the exchange offer and any subsequent spin-off distribution. Under the tax sharing agreement, as amended, between KBR and Halliburton, Halliburton is entitled to reimbursement of any tax costs incurred by Halliburton as a result of a change in control of KBR after the exchange offer. Halliburton would be entitled to such reimbursement even in the absence of any specific action by KBR, and even if actions of Halliburton (or any of its officers, directors or authorized representatives) contributed to a change in control of KBR. These costs may be so great that they delay or prevent a strategic acquisition, a change in control of KBR or an attractive business opportunity. Actions by a third party after the exchange offer causing a 50% or greater change in KBR's stock ownership could also cause the exchange offer and any subsequent spin-off distribution by Halliburton to be taxable and require reimbursement by KBR.

Provisions in our charter documents and Delaware law may inhibit a takeover or impact operational control, since our separation from Halliburton, which could adversely affect the value of our common stock.

Our certificate of incorporation and bylaws, as well as Delaware corporate law, contain provisions that could delay or prevent a change of control or changes in our management that a stockholder might consider favorable. These provisions include, among others, a staggered board of directors, prohibiting stockholder action by written consent, advance notice for raising business or making nominations at meetings of stockholders and the issuance of preferred stock with rights that may be senior to those of our common stock without stockholder approval. Many of these provisions became effective following the exchange offer. These provisions would apply even if a takeover offer may be considered beneficial by some of our stockholders. If a change of control or change in management is delayed or prevented, the market price of our common stock could decline.

Item 1B. Unresolved Staff Comments

None.

Item 2. Properties

We own or lease properties in domestic and foreign locations. The following locations represent our major facilities.

Location	Owned/Leased	Description	Business Unit
Houston, Texas.....	Leased(1)	High-rise office facility	All and Corporate
Arlington, Virginia	Leased	High-rise office facility	G&I
Houston, Texas.....	Owned	Campus facility	All and Corporate
Birmingham, Alabama	Owned	Campus facility	Services
Leatherhead, United Kingdom..	Owned	Campus facility	All
Greenford, Middlesex United Kingdom	Owned(2)	High-rise office facility	Upstream, Downstream and Technology

(1) At December 31, 2008, we had a 50% interest in a joint venture which owns this office facility.

(2) At December 31, 2008, we had a 55% interest in a joint venture which owns this office facility.

We also own or lease numerous small facilities that include our technology center, sales offices and project offices throughout the world. We own or lease marine fabrication facilities, which are currently for sale, covering approximately 300 acres in Scotland. All of our owned properties are unencumbered and we believe all properties that we currently occupy are suitable for their intended use.

Item 3. Legal Proceedings

Information relating to various commitments and contingencies is described in “Risk Factors” contained in Part I of this Annual Report on Form 10-K and “Management’s Discussion and Analysis of Financial Condition and Results of Operations” and in Notes 10 and 11 to our consolidated financial statements and the information discussed therein is incorporated by reference into this Item 3.

Item 4. Submission of Matters to a Vote of Security Holders

There were no matters submitted to a vote of security holders during the fourth quarter of 2008.

PART II

Item 5. Market for Registrant’s Common Equity, Related Stockholder Matters and Issuer Purchases of Equity Securities

Our common stock is traded on the New York Stock Exchange under the symbol “KBR.” The following table sets forth, on a per share basis for the periods indicated, the high and low sale prices per share for our common stock as reported by the New York Stock Exchange and dividends declared:

	Common Stock Price Range		Dividends
	High	Low	Declared Per Share (a)
Fiscal Year 2008			
First quarter ended March 31, 2008	\$ 41.95	\$ 24.00	\$ 0.05
Second quarter ended June 30, 2008	38.41	27.79	0.05
Third quarter ended September 30, 2008	35.30	13.50	0.05
Fourth quarter ended December 31, 2008	18.59	9.78	0.05
Fiscal Year 2007			
First quarter ended March 31, 2007	\$ 26.10	\$ 19.66	\$ —
Second quarter ended June 30, 2007	29.32	20.13	—
Third quarter ended September 30, 2007	40.38	26.31	—
Fourth quarter ended December 31, 2007	45.24	33.76	—

(a) Dividends declared per share represents dividends declared and payable to shareholders of record in our fiscal year ended December 31, 2008. Excluded from the table are dividends declared of \$0.05 per share, which were declared in December 2008 for shareholders of record as of March 13, 2009.

At February 20, 2009, there were 158 shareholders of record. In calculating the number of shareholders, we consider clearing agencies and security position listings as one shareholder for each agency or listing.

On August 6, 2008, our Board of Directors authorized a program to repurchase up to five percent of our outstanding common shares. In the third quarter of 2008, we repurchased 8.4 million shares at a cost of \$196 million. The share repurchases were funded through our current cash position. In December 2008, our Board of Directors authorized a new share repurchase program pursuant to which we will repurchase shares in the open market to reduce and maintain, over time, our outstanding shares at approximately 160 million shares. No shares were repurchased in 2008 under the new program.

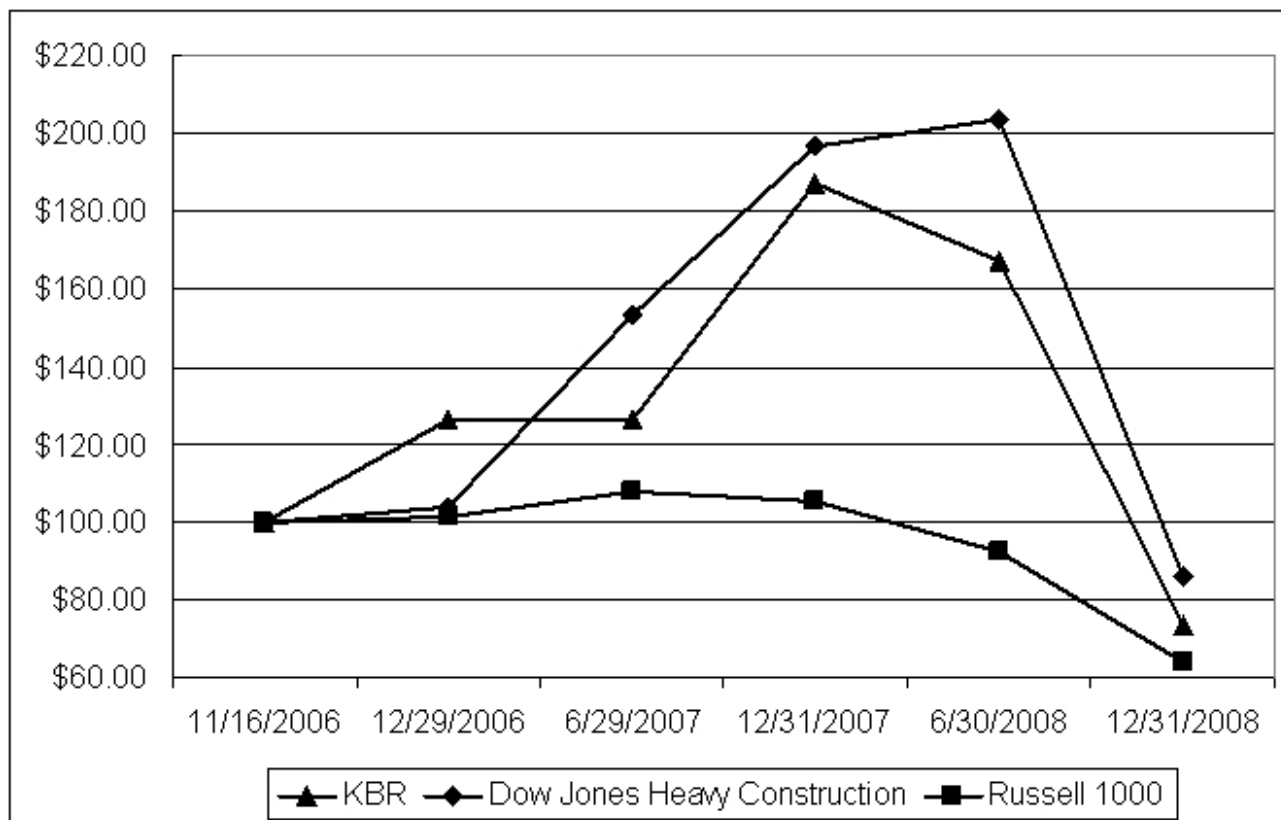
Our \$930 million revolving credit facility (“Revolving Credit Facility”) restricts, among other things, the total dollar amount of we may pay for dividends and equity repurchases of our common stock. During 2008, we expanded the capacity of our Revolving Credit Facility by \$80 million. This expansion increased the capacity under the Revolving Credit Facility from \$850 million to \$930 million. On January 17, 2008, we entered into an Agreement and Amendment to the Revolving Credit Facility effective as of January 11, 2008, (the “Amendment”). The Amendment, among other things, permits us to declare and pay shareholder dividends and/or engage in equity repurchases not to exceed \$400 million in the aggregate. We have the capacity to pay additional dividends or repurchase shares in the amount of \$163 million after the declaration of dividends and shares repurchased in 2008. See Note 9 to our consolidated financial statements. The declaration and payment of any future dividends will be at the discretion of our Board of Directors and will depend upon, among other things, future earnings,

general financial condition and liquidity, success in business activities, capital requirements, and general business conditions.

The information required by this item regarding securities authorized for issuance under equity compensation plans is incorporated by reference to the information set forth in Item 12 of this Form 10-K and the information discussed therein is incorporated by reference into this Item 5.

Performance Graph

The chart below compares the cumulative total shareholder return on our common shares from November 16, 2006 (the date of our initial public offering) to the end of the year with the cumulative total return on the Dow Jones Heavy Construction Industry Index and the Russell 1000 Index for the same period. The comparison assumes the investment of \$100 on November 16, 2006, and reinvestment of all dividends. The shareholder return is not necessarily indicative of future performance.



	11/16/2006	12/29/2006	6/29/2007	12/31/2007	6/30/2008	12/31/2008
KBR	\$ 100.00	\$ 126.07	\$ 126.41	\$ 187.01	\$ 168.77	\$ 73.93
Dow Jones Heavy Construction.....	100.00	103.62	153.21	196.48	204.10	87.91
Russell 1000.....	100.00	101.31	107.64	105.22	92.51	64.17

Item 6. Selected Financial Data

The following table presents selected financial data for the last five years. You should read the following information in conjunction with “Management’s Discussion and Analysis of Financial Condition and Results of Operations” and the consolidated financial statements and the related notes to the consolidated financial statements.

	Years Ended December 31, (a)				
	2008	2007	2006	2005	2004
	(In millions, except for per share amounts)				
Statements of Operations Data:					
Total revenue.....	\$ 11,581	\$ 8,745	\$ 8,805	\$ 9,291	\$ 11,173
Operating costs and expenses:					
Cost of services.....	10,820	8,225	8,433	8,858	11,427
General and administrative.....	223	226	226	158	161
Gain on sale of assets, net.....	(3)	—	(6)	(110)	—
Operating income (loss)	541	294	152	385	(415)
Interest income (expense), net	35	62	27	(1)	5
Interest expense—related party.....	—	—	(36)	(24)	(15)
Foreign currency gains (losses), net.....	(8)	(15)	(16)	2	6
Foreign currency gains, net—related party	—	—	1	3	(18)
Other, net.....	—	1	—	(1)	(2)
Income (loss) from continuing operations before income taxes and minority interest.....	568	342	128	364	(439)
Benefit (provision) for income taxes	(212)	(138)	(94)	(160)	113
Minority interest in net (income) loss of consolidated subsidiaries	(48)	(22)	20	(19)	(7)
Income (loss) from continuing operations.....	308	182	54	185	(333)
Income from discontinued operations, net of tax provisions	11	120	114	55	30
Net income (loss).....	<u>\$ 319</u>	<u>\$ 302</u>	<u>\$ 168</u>	<u>\$ 240</u>	<u>\$ (303)</u>
Basic income (loss) per share:					
—Continuing operations	\$ 1.86	\$ 1.08	\$ 0.39	\$ 1.36	\$ (2.45)
—Discontinued operations.....	0.07	0.71	0.81	0.40	0.22
Basic income (loss) per share.....	<u>\$ 1.92</u>	<u>\$ 1.80</u>	<u>\$ 1.20</u>	<u>\$ 1.76</u>	<u>\$ (2.23)</u>
Diluted income (loss) per share:					
—Continuing operations	\$ 1.84	\$ 1.08	\$ 0.39	\$ 1.36	\$ (2.45)
—Discontinued operations.....	0.07	0.71	0.81	0.40	0.22
Diluted income (loss) per share	<u>\$ 1.91</u>	<u>\$ 1.79</u>	<u>\$ 1.20</u>	<u>\$ 1.76</u>	<u>\$ (2.23)</u>
Basic weighted average shares outstanding	166	168	140	136	136
Diluted weighted average shares outstanding.....	167	169	140	136	136
Cash dividends declared per share (b)	\$ 0.20	\$ —	\$ —	\$ —	\$ —
Other Financial Data:					
Capital expenditures (c)	\$ 37	\$ 36	\$ 47	\$ 51	\$ 56
Depreciation and amortization expense (d).....	49	31	29	29	28

	At December 31,				
	2008	2007	2006	2005	2004
	(In millions)				
Balance Sheet Data:					
Cash and equivalents	\$ 1,145	\$ 1,861	\$ 1,410	\$ 362	\$ 220
Net working capital.....	1,099	1,433	915	944	765
Property, plant and equipment, net	245	220	211	185	178
Total assets	5,884	5,203	5,414	5,182	5,487
Total debt (including due to and notes payable to former parent)	—	—	—	774	1,189
Shareholders' equity.....	2,052	2,267	1,794	1,256	812

- (a) In May 2006 we completed the sale of our Production Services group and in June 2007 we completed the disposition of our 51% interest in DML. The results of operations of Production Services group and DML for all periods presented have been reported as discontinued operations. See Note 22 to the consolidated financial statements for information about discontinued operations.
- (b) Dividends declared per share represents dividends declared and payable to shareholders of record in our fiscal year ended December 31, 2008. Excluded from the table are dividends declared of \$0.05 per share, which were declared in December 2008 for shareholders of record as of March 13, 2009.
- (c) Capital expenditures do not include capital expenditures for DML, which was sold in the second quarter of 2007 and is accounted for as discontinued operations. Capital expenditures for DML were \$7 million, \$10 million, \$25 million and \$18 million for the years ended December 31, 2007, 2006, 2005 and 2004, respectively.
- (d) Depreciation and amortization expense does not include depreciation and amortization expense for DML, which was sold in the second quarter of 2007 and is accounted for as discontinued operations. Depreciation and amortization expense for DML was \$10 million, \$18 million, \$27 million and \$24 million for the years ended December 31, 2007, 2006, 2005 and 2004, respectively.

Item 7. Management's Discussion and Analysis of Financial Condition and Results of Operations

Introduction

The purpose of management's discussion and analysis ("MD&A") is to increase the understanding of the reasons for material changes in our financial condition, results of operations, liquidity and certain other factors that may affect our future results. The MD&A should be read in conjunction with the consolidated financial statements and related notes included in Item 8 of this Annual Report on Form 10-K.

Executive Overview

Summary of Consolidated Results

Consolidated revenues in 2008 were \$11.6 billion as compared to \$8.7 billion in 2007. Revenue was significantly impacted by our Middle East operations in our G&I business unit where we provide support services to the U.S. military primarily in Iraq. Revenues from our Middle East Operations were up approximately \$736 million in 2008 largely as a result of higher volume on U.S. military support activities in Iraq under our LogCAP III contract due to a U.S. military troop surge in the second half of 2007 that continues to positively impact our 2008 revenue. In 2008, the total number of employees working in the Middle East increased by approximately 11% to just over 72,000 including direct hires, subcontractors and local hires. Although total DoD spending increased throughout 2008, we continue to believe overall spending in the long term is likely to decline. Revenues from our Gas Monetization operations in our Upstream business unit increased approximately \$755 million in 2008 due to increased progress on a number of GTL and LNG projects. Although we continue to experience increased activity on existing LNG and GTL projects, we are seeing indication that our customers are delaying investment decisions pending stabilization in the marketplace. Revenues from our Services business unit increased significantly during 2008 by approximately \$1.1 billion. The majority of this increase relates to the business we obtained through the acquisition of BE&K which contributed approximately \$825 million of revenue during 2008. Also contributing to the increase in 2008 in our Services business unit were increases in activity from direct construction and modular fabrication services in our Canadian and

North American construction operations.

Consolidated operating income in 2008 was \$541 million as compared to \$294 million in 2007. All of our business units had improvements in business unit income primarily due to increased revenue from work performed. Income from our Services business unit increased significantly both as a result of continued growth in our legacy operations and as a result of the business we obtained through the acquisition of BE&K. In addition, our Offshore operations in the Upstream business unit recognized increased income as a result of a \$51 million favorable arbitration award on the EPC 28 PEMEX project in the first quarter of 2008. Our Downstream income increased primarily due to increased activity on several large petrochemical projects in Saudi Arabia and newly awarded refining projects as well as a result of the work we obtained in the BE&K acquisition. We also reduced our labor cost absorption and our corporate general and administrative expenses during 2008.

Consolidated revenues in 2007 were \$8.7 billion as compared to \$8.8 billion in 2006. Revenue decreased in 2007 by approximately \$480 million in our Middle East operations largely due to the lower volume of activities on our LogCAP III and PCO Oil contracts as our customer continued to scale back the construction and procurement related to military sites in Iraq. The decrease in revenue from our Middle East operations was partially offset by continued revenue growth on several of our Gas Monetization projects, including our Escravos LNG and Pearl GTL projects.

Consolidated operating income in 2007 was \$294 million as compared to \$152 million in 2006. Operating income in 2007 includes positive contributions from a number of Gas Monetization projects including our Pearl GTL, Yemen LNG, Nigeria LNG and the Skikda LNG projects and various offshore projects, including Kashagan, in our Upstream business unit. Operating income also included positive contributions from our LOGCAP III contract in our G&I business unit. Our operating income in 2006 was negatively impacted by \$157 million in charges related to our Escravos GTL project in Nigeria.

Acquisition of BE&K, Inc.

On July 1, 2008, we acquired 100% of the outstanding common shares of BE&K, Inc., (“BE&K”) a privately held, Birmingham, Alabama-based engineering, construction and maintenance services company. BE&K serves both domestic and international customers, and employs roughly 9,000 people. BE&K’s international operations are located in Poland and Russia. The acquisition of BE&K enhances our ability to provide contractor and maintenance services in North America. The agreed-upon purchase price was \$550 million in cash subject to certain indemnifications and stockholders equity adjustments as defined in the stock purchase agreement. BE&K and its acquired divisions have been integrated into our Services, Downstream and Government & Infrastructure business units based upon the nature of the underlying projects acquired. As a result of the acquisition, the condensed consolidated statements of income for December 31, 2008, include the results of operations of BE&K since the date of acquisition. See Note 4 to our consolidated financial statements for further discussion of the BE&K acquisition.

Acquisition of Wabi Development Corporation.

In October 2008, we acquired 100% of the outstanding common stock of Wabi Development Corporation (“Wabi”) for approximately \$20 million in cash. Wabi is a privately held Canada-based general contractor, which provides services for the energy, forestry and mining industries. Wabi currently employs over 120 people, providing maintenance, fabrication, construction and construction management services to a variety of clients in Canada and Mexico. Wabi has been integrated into our Services business unit. The integration of Wabi into our Services business will provide additional growth opportunities for our heavy hydrocarbon, forestry, oil sand, general industrial and maintenance services business. See Note 4 to our consolidated financial statements for further discussion of the Wabi acquisition.

Acquisition of TGI and Catalyst Interactive

In April 2008, we acquired 100% of the outstanding common stock of Turnaround Group of Texas, Inc. (“TGI”) and Catalyst Interactive for approximately \$12 million. TGI is a Houston-based turnaround management and consulting company that specializes in the planning and execution of turnarounds and outages in the petrochemical, power, and pulp & paper industries. Catalyst Interactive is an Australian e-learning and training solution provider that specializes in the defense, government and industry training sectors. TGI’s results of operations are included in our Services business unit. Catalyst Interactive’s results of operations are included in our Government & Infrastructure business unit.

Business Environment and Results of Operations

Business Environment

Government business. A significant portion of our G&I business unit's current operations relate to the support of the United States government operations in the Middle East, which we refer to as our Middle East operations, one of the largest U.S. military deployments since World War II. These services are provided under our LogCAP III contract with the DoD. Revenues under the LogCAP III project were approximately \$5.5 billion, \$4.7 billion, and \$5.0 billion for the years ended December 31, 2008, 2007 and 2006, respectively. Revenue from our Middle East Operations has historically been impacted by the level of DoD spending which has increased significantly in recent years primarily as a result of the current military operations in Iraq, Afghanistan and elsewhere in the region. However, we expect the overall DoD spending to decline because of troop reductions in the Middle East region and the current economic conditions in the United States.

In the civil infrastructure sector, we operate in diverse sectors, including transportation, waste and water treatment and facilities maintenance. In addition to the U.S government, we provide many of these services to foreign governments such as the United Kingdom and Australia. There has been a general trend of historic under-investment in the sector. In particular, infrastructure related to the quality of water, wastewater, roads and transit, airports, and educational facilities has declined while demand for expanded and improved infrastructure continues to outpace funding. As a result, we expect increased opportunities for our engineering and construction services and for privately financed project activities where our ability to assist with arranging financing and our desire to participate in project ownership make us an attractive partner for state and local governments undertaking important infrastructure projects. However, it is difficult to predict the availability of funding and timing for such projects and programs both domestically and internationally as a result of the current financial market crisis and overall worldwide economic conditions.

Engineering and Construction business. We provide a full range of engineering and construction services for large and complex upstream and downstream projects, including LNG and GTL facilities, onshore and offshore oil and gas production facilities, industrial, power generation and other projects. We serve customers in the gas monetization, oil and gas, petrochemical, refining, and chemical markets throughout the world. At any given time, a relatively few number of projects and joint ventures represent a substantial part of our operations. Our projects are generally long term in nature and are impacted by factors including market conditions, financing arrangements, governmental approvals and environmental matters. Demand for our services depends primarily on our customers' capital expenditures and budgets for construction services. We have benefited in recent years from increased capital expenditures from our petroleum and petrochemical customers driven by historically high crude oil and natural gas prices and general global economic expansion. However, the recent worldwide economic conditions, volatility in oil and gas prices and current financial market crisis has resulted in the delay of several major projects currently under development. Many of our customers have decreased their capital expenditure budgets in the short term until the economic conditions become more favorable. Additionally, some customers are deferring projects to take advantage of what they believe will be decreasing equipment, material and labor costs. Although it is presently not possible to determine the impact these conditions may have on us in the future, to date we have not experienced any significant impact to our business.

Results of Operations

LogCap Project. Backlog related to the LogCAP III contract at December 31, 2008 was \$1.4 billion. During the almost seven-year period we have worked under the LogCAP III contract, we have been awarded 82 "excellent" ratings out of 104 total ratings. Our award fees on the LogCAP III contract are recognized based on our estimate of the amounts to be awarded. Once the task orders underlying the work are definitized and award fees are granted, we adjust our estimate of award fees to the actual amounts earned. In 2007, we reduced our award fee accrual rate on the LogCAP III contract from 84% to 80% as a result of award fee scores received in that year resulting in a charge of approximately \$2 million in 2007. In 2008, based upon the self evaluations of our performance, we reduced the award fee accrual rate on this project from 80% to 72% for the performance period beginning in April 2008, resulting in a charge of approximately \$5 million in the fourth quarter of 2008. As of December 31, 2008, we have recognized approximately \$65 million in unbilled receivables as our estimate of award fees earned since the April 2008 performance period. If our next award fee letter has performance scores and award rates higher or lower than our historical rates, our accrual will be adjusted accordingly

In August 2006, the DoD issued a request for proposals on a new competitively bid, multiple service provider LogCAP IV contract to replace the current LogCAP III contract. We are currently the sole service provider under our LogCAP III

contract, which has been extended by the DoD through the third quarter of 2009. In June 2007, we were selected as one of the executing contractors under the LogCap IV contract to provide logistics support to U.S. Forces deployed in the Middle East. The LogCAP IV contract award was reevaluated by the GAO as a result of actions brought by various unsuccessful bidders. In April 2008, the DoD again selected KBR as one of the executing contractors. Despite the award of a portion of the LogCAP IV contract, we expect our overall volume of work to decline in the long term as our customer scales back its requirement for the types and the amounts of services we provide. However, although we continue to experience increased activity as a result of the surge of additional troops in late 2007 and extended tours of duty in Iraq, we expect the decline may occur more slowly than we previously expected.

Skopje Embassy Project. In 2005, we were awarded a fixed-price contract to design and build a U.S. embassy in Skopje, Macedonia. In the fourth quarter of 2006, as a result of a project estimate update and progress achieved on design drawings, we recorded a \$12 million loss in connection with this project. Subsequently, we recorded additional losses on this project of approximately \$27 million in 2007 and approximately \$21 million in 2008, bringing our total estimated losses to approximately \$60 million. These additional costs are a result of identifying increased costs of materials and the related costs of freight, installation and other costs. We could incur additional costs and losses on this project if our cost estimation processes identify new costs not previously included in our total estimated costs or if our plans to make up lost schedule are not achieved.

Escravos project. In connection with our review of a consolidated 50%-owned GTL project in Escravos, Nigeria, during the second quarter of 2006, we identified increases in the overall cost to complete this four-plus year project, which resulted in our recording a \$148 million charge before minority interest and taxes during the second quarter of 2006. These cost increases were caused primarily by schedule delays related to civil unrest and security on the Escravos River, changes in the scope of the overall project, engineering and construction changes due to necessary front-end engineering design changes and increases in procurement cost due to project delays. The increased costs were identified as a result of our first check estimate process.

During the first half of 2007, we and our joint venture partner negotiated modifications to the contract terms and conditions resulting in an executed contract amendment in July 2007. The contract was amended to convert from a fixed price to a reimbursable contract whereby we will be paid our actual cost incurred less a credit that approximates the charge we identified in the second quarter of 2006. The unamortized balance of the charge is included as a component of the "Reserve for estimated losses on uncompleted contracts" in the accompanying condensed consolidated balance sheets. Also included in the amended contract are client determined incentives that may be earned over the remaining life of the contract. Under the terms of the amended contract, the first \$21 million of incentives earned over the remaining life of the contract are not payable to us. Since the contract was amended in July 2007, we have earned in the aggregate \$21 million in client determined incentives. Any future incentives will be recognized if and when they are earned. Our Advanced billings on uncompleted contracts included in our condensed consolidated balance sheets related to this project, was \$1 million at December 31, 2008 and \$236 million at December 31, 2007.

For purposes of presenting our results of operations, we supplementally provide financial results for each of our six business units and certain product service lines. The business units presented are consistent with our reportable operating segments discussed in Note 7 (Business Segment Information) to our consolidated financial statements. We also present the results of operations for product service lines ("PSL"). While certain of the business units and product service lines presented below do not meet the criteria for reportable segments in accordance with SFAS No. 131, we believe this supplemental information is relevant and meaningful to our investors for various reasons including monitoring our progress and growth in certain markets and product lines.

For purposes of reviewing the results of operations, “business unit income” is calculated as revenue less cost of services managed and reported by the business unit and are directly attributable to the business unit. Business unit income excludes corporate general and administrative expenses and other non-operating income and expense items.

In millions

	Years Ended December 31,					
	2008	2007	Increase (Decrease)	Percentage Change	2006	Increase (Decrease) Percentage Change
Revenue (1)						
G&I:						
U.S. Government – Middle East						
Operations	\$ 5,518	\$ 4,782	\$ 736	15%	\$ 5,262	\$ (480) (9%)
U.S. Government – Americas Operations.	618	721	(103)	(14%)	837	(116) (14%)
International Operations	802	590	212	36%	407	183 45%
Total G&I	6,938	6,093	845	14%	6,506	(413) (6%)
Upstream:						
Gas Monetization.....	2,157	1,402	755	54%	1,012	390 39%
Offshore.....	413	338	75	22%	388	(50) (13%)
Other.....	112	147	(35)	(24%)	300	(153) (51%)
Total Upstream.....	2,682	1,887	795	42%	1,700	187 11%
Services.....	1,373	322	1,051	326%	314	8 3%
Downstream.....	484	361	123	34%	315	46 15%
Technology.....	84	90	(6)	(7%)	62	28 45%
Ventures.....	(2)	(8)	6	75%	(92)	84 91%
Other	22	—	22	—	—	—
Total revenue	\$ 11,581	\$ 8,745	\$ 2,836	32%	\$ 8,805	\$ (60) (1%)

- (1) Our revenue includes both equity in the earnings of unconsolidated affiliates and revenue from the sales of services into the joint ventures. We often participate on larger projects as a joint venture partner and also provide services to the venture as a subcontractor. The amount included in our revenue represents our share of total project revenue, including equity in the earnings (loss) from joint ventures and revenue from services provided to joint ventures.

In millions

Years Ending December 31,

	Increase Percentage						Increase Percentage	
	2008	2007	(Decrease)	Change	2006	(Decrease)	Change	
Business unit income (loss):								
G&I:								
U.S. Government – Middle East								
Operations.....	\$ 242	\$ 231	\$ 11	5%	\$ 350	\$ (119)	(34%)	
U.S. Government – Americas Operations ...	36	68	(32)	(47%)	83	(15)	(18%)	
International Operations.....	170	116	54	47%	73	43	59%	
Total job income	448	415	33	8%	506	(91)	(18%)	
Divisional overhead.....	(116)	(136)	20	15%	(179)	43	24%	
Total G&I business unit income	332	279	53	19%	327	(48)	(15%)	
Upstream:								
Gas Monetization	165	161	4	2%	(4)	165	4,125%	
Offshore	116	59	57	97%	60	(1)	(2%)	
Other.....	25	22	3	14%	28	(6)	(21%)	
Total job income	306	242	64	26%	84	158	188%	
Divisional overhead.....	(44)	(54)	10	19%	(44)	(10)	(23%)	
Total Upstream business unit income	262	188	74	39%	40	148	370%	
Services:								
Job income	151	67	84	125%	50	17	34%	
Gain on sale of assets.....	1	—	1	—	—	—	—	
Divisional overhead.....	(42)	(11)	(31)	(282%)	(5)	(6)	(120%)	
Total Services business unit income.....	110	56	54	96%	45	11	24%	
Downstream:								
Job income	72	26	46	177%	54	(28)	(52%)	
Divisional overhead.....	(21)	(16)	(5)	(31%)	(13)	(3)	(23%)	
Total Downstream business unit income	51	10	41	410%	41	(31)	(76%)	
Technology:								
Job income	41	39	2	5%	28	11	39%	
Divisional overhead.....	(22)	(20)	(2)	(10%)	(18)	(2)	(11%)	
Total Technology business unit income	19	19	—	—	10	9	90%	
Ventures:								
Job loss	(4)	(9)	5	56%	(91)	82	90%	
Gain on sale of assets.....	1	—	1	—	6	(6)	(100%)	
Divisional overhead.....	(2)	(3)	1	33%	(1)	(2)	(200%)	
Total Ventures business unit income (loss).....	(5)	(12)	7	58%	(86)	74	86%	
Other:								
Job income	7	—	7	—	—	—	—	
Gain on sale of assets.....	1	—	1	—	—	—	—	
Divisional overhead.....	(5)	—	(5)	—	—	—	—	
Total Other business unit income	3	—	3	—	—	—	—	
Total business unit income	772	540	232	43%	377	163	43%	
Unallocated amounts:								
Labor cost absorption (1)	(8)	(20)	12	60%	1	(21)	(2,100%)	
Corporate general and administrative.....	(223)	(226)	3	1%	(226)	—	—	
Total operating income	\$ 541	\$ 294	\$ 247	84%	\$ 152	\$ 142	93%	

(1) Labor cost absorption represents costs incurred by our central labor and resource groups (above) or under the amounts charged to the operating business units.

Government and Infrastructure. Revenue from our Middle East Operations increased in 2008 largely as a result of higher volume on U.S. military support activities in Iraq under our LogCAP III contract due to a U.S. military troop surge in the second half of 2007 that continues to positively impact our 2008 revenue. Revenue from the LogCAP III project increased approximately \$748 million in 2008 over the prior year. We expect to provide services under our LogCAP III contract through the third quarter of 2009. In April 2008, we were selected as one of the executing contractors of the LogCAP IV contract and the US Army is currently developing a transition plan from the LogCAP III to the LogCAP IV contract. However, we expect our overall volume of work to decrease. Revenue from our Americas Operations decreased in 2008 primarily as a result of reduced activity on several domestic cost-reimbursable U.S. Government projects including the CENTCOM, CONCAP and Los Alamos projects. The increase in revenue in 2008 from our International Operations is largely due to a project to design, procure and construct facilities for the U.K. MoD in Basra, southern Iraq and several engineering projects in Australia.

The decline in revenues from our Middle East Operations in 2007 was primarily the result of a decrease in U.S. military support activities Iraq under our LogCAP III contract and our oilfield restoration activities under our PCO Oil South contract. In 2007, revenues under our LogCAP III contract declined by \$293 million and revenues under our PCO Oil South contract decreased \$185 million.

Job income from our Middle East Operations increased in 2008 primarily as a result of the increase in work volume, which was partially offset by the \$17 million net charge recognized during 2008 related to an unfavorable judgment from litigation with one of our subcontractors for work performed on our LogCAP III contract in 2003. We believe the judgment is billable to our customer. However, we will not recognize such amount as revenue until such time as we are reasonably assured of collection. The increase in job income from our Middle East Operations in 2008 due to increased volume, which was further offset due to a reduction in our award fee accrual rate and provisions for potentially unallowable costs. Job income from our Americas Operations in 2008 decreased as a result of lower activity on the CENTCOM, CONCAP and several other government projects. Job income from our International Operations increased in 2008 due to several projects including increased earnings from the Allenby & Connaught project and the recently awarded project to design, procure and construct facilities for the U.K. MoD in southern Iraq.

The decrease in job income from our Middle East Operations in 2007 relates to lower job income on our LogCAP III project resulting from a lower volume of activities and slightly lower award fees as compared to 2006. In addition, we recorded charges in 2007 of approximately \$22 million representing potentially unallowable costs incurred under government contracts for activities dating from 2003.

Divisional overhead expenses incurred in 2008 and 2007 by the G&I business unit decreased primarily as a result of certain office closures in the Middle East and other cost reduction activities, which had a positive impact on total business unit income.

Upstream. Revenues for 2008 in our Gas Monetization Operations increased significantly primarily due to increased activity from several Gas Monetization projects including the Escravos GTL, Pearl GTL, Gorgon LNG and Skikda LNG projects. Revenue from these four projects increased an aggregate \$837 million during 2008. Partially offsetting these 2008 increases in Gas Monetization revenues were decreases in revenue of approximately \$95 million in the aggregate for the Yemen LNG, Nigeria LNG and Tangguh LNG projects primarily due to lower activity in 2008 as compared to 2007 as these projects are nearing completion. In our Offshore Operations, in the first quarter of 2008 we recognized revenue in the amount of \$51 million related to the favorable arbitration award related to one of our three projects performed for PEMEX, EPC 28, which contributed significantly to the increase in 2008 revenues.

Revenues for 2007 in our Gas Monetization Operations increased an aggregate of \$514 million as a result of the increased activity on the Escravos LNG, Pearl GTL, Yemen LNG and Skikda LNG projects. The increased activity on these projects was generally because they either started in 2006 and had a full year of operations in 2007 or began operations in 2007. These revenue increases in 2007 were partially offset by decreases in revenues in our Gas Monetization Operations related to several front-end engineering and design ("FEED") and other recently completed projects.

Job income in our Gas Monetization Operations for 2008 was largely driven by a combined \$76 million on the Skikda LNG, Pearl GTL and Gorgon LNG projects due to increased activity as compared to the prior year. These increases in 2008 job income were partially offset by lower activity on other recently completed Gas Monetization projects as well as a decrease in recognized profits on one of our LNG projects caused by increases in estimated costs of our joint venture. We decreased our recognized profits from this LNG project by \$24 million during the second quarter of 2008 and subsequently executed a change

order to recover these cost increases which were partially offset by further cost increases of approximately \$7 million. Additionally, we recognized a \$20 million charge in 2008 related to our estimated liability for the prospective settlement of the FCPA and bidding practices investigations in Nigeria, which was charged to our Gas Monetization Operations job income and, accordingly, the charge is classified as a component of cost of services in the accompanying consolidated statements of income. In our Offshore Operations, job income increased in 2008 primarily as a result of the \$51 million favorable arbitration award related to the EPC 28 project performed for PEMEX.

The increase in 2007 Gas Monetization job income is largely due to the \$157 million charge related to our Escravos GTL project in Nigeria in 2006. No further losses were incurred on the project and in 2007, we executed an amendment with our customer to convert the contract from a fixed price to a cost reimbursable basis. In 2007, job income from our Gas Monetization Operations primarily was driven by our Pearl GTL, Skikda LNG, Yemen LNG and Tangguh LNG projects, which contributed approximately \$101 million to job income in the aggregate.

Services. The 2008 increase in Services revenue is primarily due to business we obtained through the acquisition of BE&K on July 1, 2008, which contributed approximately \$825 million of revenue from the date of our acquisition through December 31, 2008. Additionally, revenue in 2008 from Services legacy operations increased significantly as a result of continued growth in our Canadian and North American Construction operations. Revenue in 2008 from our Canadian operations was up approximately \$125 million over the prior year primarily as a result of increased construction services on the Shell Scotford Upgrader project. North American Construction revenues in 2008 increased approximately \$81 million as a result of newly awarded domestic construction projects as well as growth on projects awarded in 2007.

Increases in Services revenue in 2007 were primarily related to increases in awards for direct hire construction and modular fabrication services on the Shell Scotford Upgrader project in our Canadian operations. Partially offsetting these increases were reductions in activity from other projects in our Canadian operations and from our Industrial Services operations as a result of the completion of a number of projects in 2007.

Job income from Services increased in 2008 primarily due to of the business we obtained through the acquisition of BE&K which contributed approximately \$65 million to job income. In our Canadian operations, job income was up in 2008 on the Shell Scotford Upgrader project offset by decreases in other projects in our Canadian operations that were completed in 2007. Job income was positively impacted in 2008 as a result of an actuarially determined insurance adjustment of \$4 million. Divisional overhead of the Services business unit in 2008 increased primarily as a result of the BE&K acquisition.

Job income from Services in 2007 increased due to the increases related to modular fabrication services in our Canada operations. Job income in 2007 also increased as a result of our MMM joint venture which provides marine vessel support services in the Gulf of Mexico. This joint venture was contributed to us in the second quarter of 2006 by our former parent company, Halliburton. Job income was also positively impacted by actuarially determined insurance adjustments of \$11 million for the year ended December 31, 2007. These increases were partially offset by decreases in job income from our Industrial Services operations.

Downstream. During 2008 revenue from our operations increased by approximately \$92 million on the Saudi Kayan olefin and the Ras Tanura projects in Saudi Arabia due to increased activity. Downstream revenue for the year ended December 31, 2008 increased an additional \$64 million as a result of the BE&K acquisition on July 1, 2008. Downstream refining operations was awarded a number of new refining projects in 2008 which also contributed approximately \$37 million to the increase in revenue. Increases in revenue related to these and other projects were partially offset by a \$90 million decline in revenue during 2008 on the EBIC ammonia plant project in Egypt as it nears completion.

For 2007, the increase in Downstream revenue is primarily attributable to the Yanbu export refinery and Saudi Kayan olefin projects in Saudi Arabia. Revenue related to these two projects increased an aggregate of \$107 million due to a higher volume of work in 2007. Offsetting these increases were decreases in revenues on various other projects.

The increases in Downstream job income in 2008 are primarily due to an aggregate \$25 million increase in job income in our petrochemicals operations from program management services for the Ras Tanura project and construction management services on the Saudi Kayan project in Saudi Arabia. Additionally, during 2008, we reversed \$8 million of the previously recognized losses on the Saudi Kayan resulting from the effects of change orders executed during the second quarter of 2008. Furthermore, job income from the business we obtained through the acquisition of BE&K on July 1, 2008, contributed approximately \$9 million to the increase in job income in 2008 and primarily related to our chemical operations.

Job income from our refining operations increased approximately \$14 million as a result of the award of several new refining projects and increases in scope on two existing refining projects.

Job income from Downstream in 2007 includes a \$7 million loss recorded on the Saudi Kayan olefin project in Saudi Arabia. Additionally, job income related to an ammonia plant construction project in Egypt was \$23 million higher in 2006 as a result of higher progress achieved in 2006 and the project was nearing completion in late 2007.

Technology. The 2008 decrease in Technology revenue of \$6 million is primarily attributable to several projects in China and South America with lower activity as they are completed or nearly completed in 2008. The 2008 increase in Technology job income of \$2 million is primarily attributable to contributions from an ammonia project in Venezuela, a refinery fluid catalytic cracking revamp project in Colombia, and a royalty payment for a technology license in India. The decreases in 2008 revenue from these projects are partially offset by increases from technology licensed to an ammonia plant in Venezuela and an aniline plant in China awarded in early 2008. The increase in revenues and job income in 2007 is largely due to syngas technologies deployed on projects in the South American region and Superflex technology project in China.

Ventures. Ventures job loss was \$4 million, \$9 million and \$91 million for the years ended December 31, 2008, 2007 and 2006, respectively. Job loss for 2008 and 2007 are primarily driven by continued operating losses generated on our investment in APT/FreightLink, the Alice Springs-Darwin railroad project in Australia. At December 31, 2008, our investment in APT/Freightlink had been written-off and no further losses are expected. These losses in 2008 and 2007 were partially mitigated by income generated by the Aspire Defence (Allenby & Connaught) project. The loss in 2006 included \$58 million of impairment charges recorded on our equity investment in the Alice Springs-Darwin railroad project and \$17 million in charges recorded on an equity investment in a joint venture road project in the United Kingdom.

Labor cost absorption. Labor cost absorption expense was \$8 million in 2008, \$20 million in 2007 and we had labor cost absorption benefits of \$1 million in 2006. Labor cost absorption represents costs incurred by our central labor and resource groups (above) or under the amounts charged to the operating business units. The decrease in labor cost absorption in 2008 was primarily due to chargeability and utilization. Partially offsetting the 2008 reduction was a \$6 million charge recorded in 2008 related to the impact of Hurricane Ike in Houston, Texas. The increase in labor cost absorption in 2007 compared to 2006 was primarily due to an increase in incentive compensation and the issuance of performance based award units during 2007.

General and Administrative expense. General and administrative expense was \$223 million, \$226 million and \$226 million for the years ended December 31, 2008, 2007 and 2006, respectively. The slight decline in 2008 was due to lower activity related to our deployment of our HR/Payroll instance of SAP and lower associated charges from Halliburton for access to their HR/Payroll system, decreases in incentive compensation as compared to the same period of the prior year, and lower costs from acquisition related activities for transactions not closed. These decreases in costs for 2008 were offset by incremental general and administrative expense of \$8 million since our acquisition of BE&K on July 1, 2008, as well as \$5 million in charges recognized related to the impact of Hurricane Ike in Houston, Texas. As a result of the net impact of these activities and other cost reductions, our general and administrative expense in 2008 remained relatively flat with 2007. In 2007, we substantially completed the financial systems implementation project. Costs related to the financial systems implementation project decreased approximately \$17 million in 2007. This decrease was offset by increases in costs from acquisition related activities as well as incentive compensation as we increased the number of participants in and the number of awards issued under our incentive compensation plans.

Non-operating items

Net interest income was \$35 million, \$62 million and \$27 million for the years ended December 31, 2008, 2007 and 2006, respectively. Interest income decreased significantly in 2008 as a result of the decrease in our cash and equivalents balance from \$1.9 billion at December 31, 2007 to \$1.1 billion as of December 31, 2008. Additionally, interest rates earned on our invested cash declined significantly in 2008 as a result of the current economic conditions which further contributed to the decrease in interest income. The decrease in our cash and equivalents balance is largely attributable to the acquisition of BE&K on July 1, 2008 with a purchase price of approximately \$559 million and stock repurchase totaling \$196 million in 2008. In addition, as a result of the July 2007 conversion of Escravos contract from fixed price to cost reimbursable, we were no longer entitled to interest income earned on advanced funds from the project owner. Interest income in 2007 increased compared to 2006 primarily as a result of the continued growth of our cash and equivalents balance throughout 2006 resulting from customer advances and proceeds from our initial public offering in later 2006.

Related party interest expense was zero for the years ended December 31, 2008 and 2007 and \$36 million for the year ended December 31, 2006. The related party interest expense in 2006 was primarily due to the conversion of the non-interest bearing portion of our intercompany payable to Halliburton into \$774 million interest bearing subordinated intercompany notes to subsidiaries of Halliburton, which occurred in December 2005. The subordinated intercompany notes were paid in full during the fourth quarter of 2006.

Foreign currency losses were \$8 million, \$15 million and \$16 million for the years ended December 31, 2008, 2007 and 2006, respectively. The foreign currency losses incurred in 2008 were primarily related to losses on the Mexican peso denominated receivable due from PEMEX on the EPC 28 arbitration award and weakening of the Indonesian currency against positions that were not fully hedged. These losses were partially offset by strengthening of the U.S. Dollar against the British Pound in 2008. The foreign currency losses incurred in 2007 and 2006 primarily related to impact of the weakening of the U.S. dollar against the British Pound on certain of our U.K. subsidiaries with a British Pound functional currency that held significant U.S. dollar cash balances related to the proceeds from the sale of our Production Services group in 2006 and sale of DML in 2007.

Provision for income taxes was \$212 million, \$138 million and \$94 million for the years ended December 31, 2008, 2007 and 2006, respectively. Our effective tax rate was 37%, 40% and 73% for the years ended December 31, 2008, 2007 and 2006, respectively. Our U.S. statutory tax rate for all years is 35%. Our effective tax rate for 2008 exceeded our statutory rate primarily due to certain dividends from foreign affiliates, the non-deductible fine resulting from our settlement of the FCPA investigation in Nigeria and domestic state taxes. For the year ended December 31, 2008, our valuation allowance was reduced from \$33 million to \$19 million primarily as a result of utilizing foreign branch net operating losses for which a valuation allowance had been previously established in prior years.

Our 2007 effective tax rate was higher than the statutory rate primarily as a result of certain non-deductible losses in foreign jurisdictions, operating losses from our railroad investment in Australia, and state and other taxes. Our 2006 effective tax rate was higher than the statutory rate primarily as a result of not receiving a tax benefit for the impairment charges taken on our investment in the Alice Springs-Darwin railroad project in Australia ("ASD"), non-deductible operations losses from ASD, and tax return-to-accrual adjustments in various tax jurisdictions.

Income from discontinued operations was \$11 million, \$120 million and \$114 million for the years ended December 31, 2008, 2007 and 2006, respectively. Discontinued operations primarily represent revenues and gain on the sale of our Production Services group in May 2006 and the disposition of our 51% interest in DML in June 2007. In 2008, we recognized a tax benefit of \$11 million related to foreign tax credits upon completion of a tax pool study related to DML. We sold our 51% interest in DML in June 2007. Revenues from our discontinued operations were \$449 million and \$1.1 billion for 2007 and 2006, respectively, while income from discontinued operations, net of tax, was \$120 million and \$114 million for the same periods, respectively. Income from discontinued operations included a gain on sale, net of tax, of approximately \$101 million in 2007 and \$77 million in 2006.

Liquidity and Capital Resources

Cash and equivalents totaled \$1.1 billion at December 31, 2008 and \$1.9 billion December 31, 2007, which included \$175 million and \$483 million, respectively, of cash and equivalents from advanced payments related to contracts in progress held by our joint ventures and that we consolidate for accounting purposes. The use of these cash balances in consolidated joint ventures is limited to the joint venture activities and is not available for other projects, general cash needs or distribution to us without approval of the board of directors of the respective joint ventures. In addition, cash and equivalents includes \$179 million and \$213 million as of December 31, 2008 and 2007, respectively, from advanced payments related to a contract in progress that was approximately 37% complete at December 31, 2008. We expect to use the cash and equivalents advanced on this project to pay project costs.

Historically, our primary sources of liquidity were cash flows from operations, including cash advance payments from our customers and borrowings from our former parent, Halliburton. In October 2005, Halliburton capitalized \$300 million of the then outstanding intercompany balance to equity through a capital contribution. On December 1, 2005, our intercompany balance of \$774 million payable to Halliburton was converted into Subordinated Intercompany Notes to Halliburton. Effective December 16, 2005, we entered into a bank syndicated unsecured \$850 million five-year revolving credit facility (Revolving Credit Facility), which extends through 2010. In October 2006, we repaid \$324 million in aggregate principal amount of the \$774 million of indebtedness we owed under the Subordinated Intercompany Notes. In November 2006, we completed an

initial public offering of our common stock which generated net proceeds of \$511 million. In connection with the initial public offering, we repaid the remaining \$450 million in aggregate principal amount of the Subordinated Intercompany Notes.

During 2008, we expanded the capacity of our Revolving Credit Facility from \$850 million to \$930 million. Our Revolving Credit Facility is available for cash working capital needs and letters of credit to support our operations. Amounts drawn under the Revolving Credit Facility bear interest at variable rates based on a base rate (equal to the higher of Citibank's publicly announced base rate, the Federal Funds rate plus 0.5% or a calculated rate based on the certificate of deposit rate) or the Eurodollar Rate, plus, in each case, the applicable margin. The applicable margin will vary based on our utilization spread. At December 31, 2008, we had zero cash draws and \$510 million in letters of credit issued and outstanding, which reduced the availability under the Revolving Credit Facility to \$420 million. In addition, we pay a commitment fee on any unused portion of the credit line under the Revolving Credit Facility ranging from 0.15% to 0.25% per annum depending upon the level of total capacity utilized.

Debt covenants. The Revolving Credit Facility contains a number of covenants restricting, among other things, our ability to incur additional indebtedness and liens, sales of our assets and payment of dividends, as well as limiting the amount of investments we can make. Further, the Revolving Credit Facility limits the amount of new letters of credit and other debt we can incur outside of the credit facility to \$250 million, which could adversely affect our ability to bid or bid competitively on future projects if the credit facility is not amended or replaced. In January 2008, we entered into an Agreement and Amendment to the Revolving Credit Facility effective (the "Amendment"), which (i) permits us to elect whether any increase in the aggregate commitments under the Revolving Credit Facility used solely for the issuance of letters of credit are to be funded from existing banks or from one or more eligible assignees; and (ii) permits us to declare and pay shareholder dividends and/or engage in equity repurchases not to exceed a total of \$400 million in the aggregate.

The Revolving Credit Facility also requires us to maintain certain financial ratios, as defined by the Revolving Credit Facility agreement, including a debt-to-capitalization ratio that does not exceed 50%; a leverage ratio that does not exceed 3.5; and a fixed charge coverage ratio of at least 3.0. At December 31, 2008 and 2007, we were in compliance with these ratios and other covenants.

Cash flow activities	Years Ended December 31,		
	2008	2007	2006
	(In millions)		
Cash flows provided by operating activities.....	\$ 124	\$ 248	\$ 931
Cash flows (used in) provided by investing activities.....	(556)	293	225
Cash flows used in financing activities	(244)	(150)	(139)
Effect of exchange rate changes on cash	(40)	9	50
Increase (decrease) in cash and equivalents.....	\$ (716)	\$ 400	\$ 1,067

Operating activities. Cash provided by operations was \$124 million for the year ended December 31, 2008 compared to cash provided by operations of \$248 million for the year ended December 31, 2007. We received payments from PEMEX related to the EPC 22 and EPC 28 arbitration awards totaling \$185 million in 2008. Additionally, we received \$121 million in dividends from unconsolidated joint ventures, which are accounted for using the equity method of accounting. Our working capital requirements for our Iraq-related work decreased from \$239 at December 31, 2007 to \$76 at December 31, 2008, generating cash of approximately \$163 million. Offsetting these cash increases were decreases in cash of approximately \$342 million on our consolidated joint venture projects and a contract in progress. We also made contribution to our international and domestic pension plans of \$74 million during 2008.

Operating cash flows in 2007 decreased significantly compared to 2006 due to lower advanced billings on uncompleted contracts and a higher volume of accounts receivable billing on other projects than in 2006. Operating cash flows in 2007 also included tax payments related to the gain on the sale of our 51% interest in DML of approximately \$115 million. Operating cash flows in 2006 includes \$304 million of cash advances on several consolidated joint venture projects including our Escravos project and a \$248 million increase as a result of the reduction in our working capital for Iraq related work.

Our cash flows from operations can vary significantly from year to year and are affected by the mix, percentage of completion and terms of our engineering and construction projects. We often receive cash through advanced billings on our larger projects and those of our consolidated joint ventures such as Escravos. These cash advances are generally only available

for use on a specific project and not available for other purposes. As the advances are used in project execution, our cash position is reduced on the project. In the event the net investment in the operating assets of a project is greater than available project cash balance, we may utilize other cash on hand or availability under our Revolving Credit Facility to satisfy any periodic net operating cash outflows.

Investing activities. Cash used in investing activities for the year ended December 31, 2008 totaled \$556 million compared to cash provided by investing activities of \$293 million and \$225 million for the years ended December 31, 2007 and 2006, respectively. Cash used in investing activities in 2008 were primarily for business acquisitions. In July 2008, we acquired BE&K for \$494 million, net of cash acquired and post closing purchase price adjustments. We also acquired TGI, Catalyst Interactive and Wabi Development Corporation for a combined purchase price of approximately \$32 million, net of cash received. Capital expenditures in 2008 were \$37 million as compared to \$43 million and \$57 million in 2007 and 2006, respectively. In 2007, we sold our 51% interest in DML for cash proceeds of approximately \$345 million, net of direct transaction costs. In 2006, we completed the sale of our Production Services group, in which we received net proceeds of \$265 million.

Financing activities. Cash used in financing activities for the year ended December 31, 2008 totaled \$244 million which was almost entirely related to \$196 million of payments to reacquire 8.4 million shares of our common stock and \$53 million related to dividend payments to our shareholders and to minority shareholders of several of our consolidated joint ventures.

Cash used in financing activities for the year ended December 31, 2007 totaled \$150 million and is primarily related to net payments of \$120 million made to Halliburton for various support services provided by Halliburton under our transition services agreement and other amounts incurred prior to our separation from Halliburton. Cash flows used in financing activities for the year ended December 31, 2006 were \$139 million and primarily relates to net repayment of \$629 million in borrowings from Halliburton as previously discussed and \$25 million repayment of other long term borrowings. We completed an initial public offering of the common stock of KBR in November 2006 resulting in net proceeds of \$511 million.

Future sources of cash. Future sources of cash include cash flows from operations, including cash advance payments from our customers, and borrowings under our Revolving Credit Facility. The Revolving Credit Facility is available for cash advances required for working capital and letters of credit to support our operations. However, to meet our short- and long-term liquidity requirements, we will primarily look to our existing cash balances and cash generated from future operating activities.

Future uses of cash. Future uses of cash will primarily relate to working capital requirements for our operations. In addition, we will use cash to fund capital expenditures, pension obligations, operating leases, cash dividends, share repurchases and various other obligations, including the commitments discussed in the table below, as they arise. The capital expenditures budget for 2009 is approximately \$73 million, and primarily relates to information technology, real estate and equipment/facilities to be used in our business units. See “*Off balance sheet arrangements – commitments and other contractual obligations*” below for a schedule of contractual obligations and other long-term liabilities that will require the use of cash.

Off balance sheet arrangements

Letters of credit, surety bonds and bank guarantees. In connection with certain projects, we are required to provide letters of credit and surety bonds to our customers. Letters of credit are provided to customers in the ordinary course of business to guarantee advance payments from certain customers, support future joint venture funding commitments and to provide performance and completion guarantees on engineering and construction contracts. We have \$1.4 billion in committed and uncommitted lines of credit to support letters of credit and as of December 31, 2008, we had utilized \$645 million of our credit capacity. Surety bonds are also posted under the terms of certain contracts primarily related to state and local government projects to guarantee our performance.

As of December 31, 2008, we had approximately \$1.0 billion in letters of credit outstanding, of which \$510 million were issued under our Revolving Credit Facility and \$363 million were issued under various Halliburton facilities and/or are irrevocably and unconditionally guaranteed by Halliburton. Of the total outstanding, \$357 million relate to our joint venture operations. At December 31, 2008, \$212 million of the \$1.0 billion outstanding letters of credit have triggering events that would entitle a bank to require cash collateralization. Approximately \$433 million of the \$510 million relates to letters of credit issued under our Revolving Credit Facility which have expiry dates close to or beyond the maturity date of the facility. Under the terms of the Revolving Credit Facility, if the original maturity date of December 16, 2010 is not extended then the issuing

banks may require that we provide cash collateral for these extended letters of credit no later than 95 days prior to the original maturity date. Currently, our intention is to further increase the capacity of and extend the original maturity date of the Revolving Credit Facility which we intend to complete in 2009. As the need arises, future projects will be supported by letters of credit issued under our Revolving Credit Facility or arranged on a bilateral basis. We believe we have adequate letter of credit capacity under our existing Revolving Credit Facility and bilateral lines of credit to support our operations for the next twelve months.

Halliburton has guaranteed letters of credit and surety bonds and provided parents company guarantees primarily related to our financial commitments. We expect to cancel these letters of credit and surety bonds as we complete the underlying projects. Since the separation from Halliburton we have been engaged in discussions with surety companies and have arranged lines with multiple firms for our own standalone capacity. Since the arrangement of this stand alone capacity, we have been primarily sourcing surety bonds from our own capacity without additional Halliburton credit support. We believe our current surety bond capacity is adequate to support our current backlog of projects and prospective projects for the next twelve months.

We and Halliburton agreed that the existing letters of credit and surety bonds guaranteed by Halliburton will remain in full force and effect following the separation of our companies. In addition, we and Halliburton agreed that until December 31, 2009, Halliburton will issue additional guarantees, indemnification and reimbursement commitments for our benefit in connection with (a) letters of credit necessary to comply with our EBIC contract, our Allenby & Connaught project and all other contracts that were in place as of December 15, 2005; (b) surety bonds issued to support new task orders pursuant to the Allenby & Connaught project, two job order contracts for our G&I segment and all other contracts that were in place as of December 25, 2005; and (c) performance guarantees in support of these contracts. Each credit support instrument outstanding at the time of our initial public offering and any additional guarantees, indemnification and reimbursement commitments will remain in effect until the earlier of: (1) the termination of the underlying project contract or our obligations thereunder or (2) the expiration of the relevant credit support instrument in accordance with its terms or release of such instrument by our customer. In addition, we agreed to use our reasonable best efforts to attempt to release or replace Halliburton's liability under the outstanding credit support instruments and any additional credit support instruments relating to our business for which Halliburton may become obligated for which such release or replacement is reasonably available. For so long as Halliburton or its affiliates remain liable with respect to any credit support instrument, we agreed to pay the underlying obligation as and when it becomes due. Furthermore, we agreed to pay to Halliburton a quarterly carry charge for its guarantees of our outstanding letters of credit and surety bonds and agreed to indemnify Halliburton for all losses in connection with the outstanding credit support instruments and any new credit support instruments relating to our business for which Halliburton may become obligated following the separation. We currently pay a quarterly fee to Halliburton calculated at an annual rate of 0.40% of the outstanding performance-related letters of credit, 0.80% of the outstanding financial-related letters of credit guaranteed by Halliburton and 0.25% of the outstanding guaranteed surety bonds. Effective January 1, 2010, the annual fee increases to 0.90%, 1.65% and 0.50% of the outstanding performance-related and financial-related outstanding issued letters of credit and the outstanding guaranteed surety bonds, respectively.

We are also pursuing several large projects that, if awarded to us will likely require us to issue letters of credit that could be large in amount. The current capacity of our Revolving Credit Facility is not adequate for us to issue letters of credit necessary to replace all outstanding letters of credit issued under the various Halliburton facilities or those guaranteed by Halliburton and issue letters of credit for projects that we are currently pursuing should they be awarded to us. In addition, we would not be able to make working capital borrowings against the Revolving Credit Facility if the availability is fully reduced by issued letters of credit. We are currently working to increase our credit capacity.

Commitments and other contractual obligations. The following table summarizes our significant contractual obligations and other long-term liabilities as of December 31, 2008:

	Payments Due					Thereafter	Total
	2009	2010	2011	2012	2013		
	(In millions)						
Operating leases.....	52	47	42	38	32	101	312
Purchase obligations(a)	20	15	3	2	—	—	40
Pension funding obligation	17	—	—	—	—	—	17
Total (b)	89	62	45	40	32	101	369

- (a) The purchase obligations disclosed above do not include purchase obligations that we enter into with vendors in the normal course of business that support existing contracting arrangements with our customers. The purchase obligations with our vendors can span several years depending on the duration of the projects. In general, the costs associated with those purchase obligations are expensed to correspond with the revenue earned on the related projects.
- (b) Excluded from the table is \$35 million which includes, \$13 million in interest and penalties, related to unrecognized tax benefits recorded pursuant to Financial Accounting Standards Board Interpretation No. 48 “Accounting for Uncertainty in Income Taxes.” Refer to Note 12 in our consolidated financial statements.

Other obligations. We had commitments to provide funds to our privately financed projects of \$64 million as of December 31, 2008, and \$113 million as of December 31, 2007 and primarily related to future equity funding on our Allenby and Connaught project. Our commitments to fund our privately financed projects are supported by letters of credit as described above. At December 31, 2008, approximately \$16 million of the \$64 million commitments are current.

We have an obligation to fund estimated losses on our uncompleted contracts which totaled \$76 million at December 31, 2008. Approximately \$60 million of this amount relates to our Escravos project, the majority of which is expected to be funded in 2009.

Other factors affecting liquidity

Government claims. We had unapproved claims for costs incurred under various government contracts totaling \$73 million at December 31, 2008. The unapproved claims outstanding are considered to be probable of collection and have been recognized as revenue. These unapproved claims related to contracts where our costs have exceeded the customer’s funded value of the task order and therefore could not be billed. We understand that our customer is actively seeking funds that have been or will be appropriated to the Department of Defense that can be obligated on our contract.

Halliburton indemnities. Halliburton has agreed to indemnify us and certain of our greater than 50%-owned subsidiaries for fines or other monetary penalties or direct monetary damages, including disgorgement, as a result of claims made or assessed against us by U.S. and certain foreign governmental authorities or a settlement thereof, relating to investigations under the FCPA or analogous applicable foreign statutes related investigations with respect to the construction and subsequent expansion by TSKJ of a natural gas liquefaction complex in Nigeria. Halliburton has also agreed to indemnify us for out-of-pocket cash costs and expenses, or cash settlement or cash arbitration awards in lieu thereof, we may incur as a result of the replacement of certain subsea flow-line bolts installed in connection with the Barracuda-Caratinga project.

In February 2009, one of our subsidiaries pleaded guilty to violating and conspiring to violate the FCPA arising from the intent to bribe various Nigerian officials through commissions paid to agents working on behalf of TSKJ. The terms of the plea agreement with the DOJ call for the payment of a criminal penalty of \$402 million, of which Halliburton will pay \$382 million under the terms of the indemnity while we will pay \$20 million in quarterly payments over the next two years. We also agreed to a judgment by the SEC requiring, Halliburton and us, jointly and severally, to make payments totaling \$177 million, all of which will be paid by Halliburton under the terms of the indemnity.

We may take or fail to take actions that could result in our indemnification from Halliburton no longer being available

with respect to certain other foreign governmental investigations of the project in Nigeria or with respect to matters relating to the Barracuda-Caratinga project as Halliburton's indemnities do not apply to all potential losses. Please read "*Management Discussion and Analysis of Financial Condition and Results of Operations - Legal Proceedings - Foreign Corrupt Practices Act Investigations*" and "*Barracuda-Caratinga Project Arbitration*" as well as "*Risk Factors*" contained in Part I of this Annual Report on Form 10-K for further discussion of these matters.

Worldwide economic conditions and financial market crisis. The financial market credit crisis and the resulting current worldwide economic downturn have significantly impacted the capital and credit markets. Although it is presently not possible to determine the full impact this situation may have on us in the future, to date we have not experienced any significant impact to our business as a result of these conditions. The following is a discussion of some of the risks and possible consequences:

- The economic downturn and resulting decrease in energy prices may cause clients to postpone or cancel their capital projects. Accordingly, we may experience a decrease in the demand for our engineering procurement, construction and construction management services in the future. This may negatively impact the future operating results and cash flows of our Upstream, Downstream, Technology and Services business units. In addition, the economic downturn may result in a decrease in client capital expenditures for U.S. industrial, commercial healthcare and governmental buildings in the future. This may negatively impact the future operating results and cash flows of our Services and Government and Infrastructure business units.
- In addition, the economic downturn and financial market credit crisis may cause our vendors to experience financial difficulty which could impact their ability to perform pursuant to their contractual obligations to provide goods or services to us which may in turn require us to incur additional costs or delays in meeting our contractual commitments to our customers. Likewise, our customers may experience financial difficulty resulting in delays or the inability for us to collect any trade receivables that are owed to us. If either or both of these situations occur, it could have a significant impact on our future operating results and cash flows.
- The economic downturn could adversely affect our future operating results and cash flows resulting in future impairments of our goodwill. At December 31, 2008 we had goodwill of \$694 million. We test goodwill for impairment annually or more frequently if a triggering event occurs. Our impairment testing in 2008 indicates that our goodwill has not been impaired. See our "*Critical Accounting Estimates*" for further discussion of our goodwill impairment testing policy.
- The economic downturn has negatively impacted the value of the assets in the defined benefit pension plans that we sponsor and we expect increased funding requirements to these pension plans in the future. As a result of our actuarial valuations for these plans at December 31, 2008, we recorded a \$209 million increase to our pension liability and charge to our other comprehensive income, net of tax.
- Our Revolving Credit Facility is provided by a syndicate of 23 banks, one of which was the subject of a recent bankruptcy as a result of the recent financial market credit crisis. This bank provides \$40 million, or approximately 4%, of the total credit under this facility. To date, there have been no performance demands made on this participating bank either by us or the syndicate agent bank. We are currently working to replace this participating bank in our Revolving Credit Facility with another existing syndicate bank or a new bank. Although we have \$420 million remaining capacity under this facility at December 31, 2008, we rely on this facility to help fund our letter of credit needs as well as a potential source of funding for acquisition transactions and working capital. The inability of one or more banks in the consortium to meet its commitment under the credit facility could impede our future growth. After reviewing the credit worthiness of the banks in the consortium, we have no reason to believe that access to the credit facility is materially at-risk.

Critical Accounting Estimates

The preparation of financial statements in conformity with accounting principles generally accepted in the United States requires management to select appropriate accounting policies and to make estimates and assumptions that affect the reported amounts of assets, liabilities, revenue and expenses. Our critical accounting policies are described below to provide a better understanding of how we develop our assumptions and judgments about future events and related estimations and how

they can impact our financial statements. A critical accounting estimate is one that requires our most difficult, subjective, or complex estimates and assessments and is fundamental to our results of operations.

We base our estimates on historical experience and on various other assumptions we believe to be reasonable according to the current facts and circumstances, the results of which form the basis for making judgments about the carrying values of assets and liabilities that are not readily apparent from other sources. We believe the following are the critical accounting policies used in the preparation of our consolidated financial statements in accordance with accounting principles generally accepted in the United States, as well as the significant estimates and judgments affecting the application of these policies. This discussion and analysis should be read in conjunction with our consolidated financial statements and related notes.

Percentage of completion. Revenue from long-term contracts to provide construction, engineering, design or similar services are reported on the percentage-of-completion method of accounting. This method of accounting requires us to calculate job profit to be recognized in each reporting period for each job based upon our projections of future outcomes, which include estimates of the total cost to complete the project; estimates of the project schedule and completion date; estimates of the extent of progress toward completion; and amounts of any probable unapproved claims and change orders included in revenue. Progress is generally based upon physical progress, man-hours or costs incurred depending on the type of job. Physical progress is determined as a combination of input and output measures as deemed appropriate by the circumstances.

At the outset of each contract, we prepare a detailed analysis of our estimated cost to complete the project. Risks relating to service delivery, usage, productivity, and other factors are considered in the estimation process. Our project personnel periodically evaluate the estimated costs, claims, change orders, and percentage of completion at the project level. The recording of profits and losses on long-term contracts requires an estimate of the total profit or loss over the life of each contract. This estimate requires consideration of total contract value, change orders, and claims, less costs incurred and estimated costs to complete. We also take into account liquidated damages when determining total contract profit or loss. Our contracts often require us to pay liquidated damages should we not meet certain performance requirements, including completion of the project in accordance with a scheduled time. We include an estimate of liquidated damages in contract costs when it is deemed probable that they will be paid. Anticipated losses on contracts are recorded in full in the period in which they become evident. Profits are recorded based upon the product of estimated contract profit at completion times the current percentage-complete for the contract.

When calculating the amount of total profit or loss on a long-term contract, we include unapproved claims in contract value when the collection is deemed probable based upon the four criteria for recognizing unapproved claims under the American Institute of Certified Public Accountants Statement of Position (“SOP”) 81-1, “Accounting for Performance of Construction-Type and Certain Production-Type Contracts.” Including probable unapproved claims in this calculation increases the operating income (or reduces the operating loss) that would otherwise be recorded without consideration of the probable unapproved claims. Probable unapproved claims are recorded to the extent of costs incurred and include no profit element. In all cases, the probable unapproved claims included in determining contract profit or loss are less than the actual claim that will be or has been presented to the customer. We are actively engaged in claims negotiations with our customers, and the success of claims negotiations has a direct impact on the profit or loss recorded for any related long-term contract. Unsuccessful claims negotiations could result in decreases in estimated contract profits or additional contract losses, and successful claims negotiations could result in increases in estimated contract profits or recovery of previously recorded contract losses.

At least quarterly, significant projects are reviewed in detail by senior management. We have a long history of working with multiple types of projects and in preparing cost estimates. However, there are many factors that impact future costs, including but not limited to weather, inflation, labor and community disruptions, timely availability of materials, productivity, and other factors as outlined in our “Risk Factors” contained in Part I of this Annual Report on Form 10-K. These factors can affect the accuracy of our estimates and materially impact our future reported earnings.

Accounting for government contracts. Most of the services provided to the United States government are governed by cost-reimbursable contracts. Services under our LogCAP and Balkans support contracts are examples of these types of arrangements. Generally, these contracts contain both a base fee (a fixed profit percentage applied to our actual costs to complete the work) and an award fee (a variable profit percentage applied to definitized costs, which is subject to our customer’s discretion and tied to the specific performance measures defined in the contract, such as adherence to schedule, health and safety, quality of work, responsiveness, cost performance, and business management).

Revenue is recorded at the time services are performed, and such revenues include base fees, actual direct project costs incurred and an allocation of indirect costs. Indirect costs are applied using rates approved by our government customers. The general, administrative, and overhead cost reimbursement rates are estimated periodically in accordance with government contract accounting regulations and may change based on actual costs incurred or based upon the volume of work performed. Revenue is reduced for our estimate of costs that either are in dispute with our customer or have been identified as potentially unallowable per the terms of the contract or the federal acquisition regulations.

Award fees are generally evaluated and granted periodically by our customer. For contracts entered into prior to June 30, 2003, award fees are recognized during the term of the contract based on our estimate of amounts to be awarded. Once award fees are granted and task orders underlying the work are definitized, we adjust our estimate of award fees to actual amounts earned. Our estimates are often based on our past award experience for similar types of work. We have been receiving award fees on the Balkans project since 1995, and our estimates for award fees for this project have generally been accurate in the periods presented. We periodically receive LogCAP award fee scores and, based on these actual amounts, we adjust our accrual rate for future awards, if necessary. The controversial nature of this contract may cause actual awards to vary significantly from past experience.

For contracts containing multiple deliverables entered into subsequent to June 30, 2003 (such as PCO Oil South), we analyze each activity within the contract to ensure that we adhere to the separation guidelines of Emerging Issues Task Force Issue No. 00-21, "Revenue Arrangements with Multiple Deliverables," and the revenue recognition guidelines of Staff Accounting Bulletin No. 104 "Revenue Recognition." For service-only contracts and service elements of multiple deliverable arrangements, award fees are recognized only when definitized and awarded by the customer. The LogCAP IV contract would be an example of a contract in which award fees would be recognized only when definitized and awarded by the customer. Award fees on government construction contracts are recognized during the term of the contract based on our estimate of the amount of fees to be awarded.

Similar to many cost-reimbursable contracts, these government contracts are typically subject to audit and adjustment by our customer. Each contract is unique; therefore, the level of confidence in our estimates for audit adjustments varies depending on how much historical data we have with a particular contract. Further, the significant size and controversial nature of our contracts may cause actual awards to vary significantly from past experience.

Estimated Losses on Uncompleted Contracts and Changes in Contract Estimates. We record provisions for estimated losses on uncompleted contracts in the period in which such losses are identified. The cumulative effects of revisions to contract revenue and estimated completion costs are recorded in the accounting period in which the amounts become evident and can be reasonably estimated. These revisions can include such items as the effects of change orders and claims, warranty claims, liquidated damages or other contractual penalties, adjustments for audit findings on US government contracts and contract closeout settlements. Our contracts often require us to pay liquidated damages should we not meet certain performance requirements, including completion of the project in accordance with a scheduled time. We include an estimate of liquidated damages in contract costs when it is deemed probable that they will be paid.

Goodwill Impairment. We operate our business through six business units which are also our operating segments as defined by FASB No. 131 *Disclosures about Segments of an Enterprise and Related Information*. These operating segments form the basis for our reporting units used in our goodwill impairment testing. These reporting units include the Upstream, Downstream, Services, Government & Infrastructure, Technology, and Ventures business units. Additionally, we identified an additional reporting unit related to a small staffing business acquired in the acquisition of BE&K.

We test the reporting unit goodwill for impairment on an annual basis, and more frequently when negative conditions or other triggering events arise, such as when significant current or projected operating losses exist or are forecasted. The annual impairment test for goodwill is a two-step process that involves comparing the estimated fair value of each reporting unit to the reporting unit's carrying value, including goodwill. If the fair value of a reporting unit exceeds its carrying amount, the goodwill of the reporting unit is not considered impaired; therefore, the second step of the impairment test is unnecessary. If the carrying amount of a reporting unit exceeds its fair value, we perform the second step of the goodwill impairment test to measure the amount of impairment loss to be recorded, as necessary.

The fair values of reporting units in 2008 were determined using two methods, one based on market earnings multiples of peer companies for each reporting unit, and the other based on discounted cash flow models with estimated cash flows

based on internal forecasts of revenues and expenses. We believe these two approaches are appropriate valuation techniques and we generally weight the two values equally as an estimate of reporting unit fair value for the purposes of our impairment testing. However, we may weigh one value more heavily than the other when conditions merit doing so. For example, in instances when historic results are believed to be higher than forecast results, we weigh the discounted cash flow method more heavily than our historic earnings method. The earnings multiples for the first method ranged between 7.4 times and 9.0 times. The second method used market-based discount rates ranging from 8.8 percent to 13.5 percent. The fair value derived from the weighting of these two methods provided appropriate valuations that, in aggregate, reasonably reconciled to our market capitalization, taking into account observable control premiums. Therefore, we used the valuations in evaluating goodwill for possible impairment and noted that none of our goodwill was impaired. Subsequent to our September 30, 2008 annual goodwill impairment testing we monitored the changes in our business and other factors that could represent indicators of impairment. No such indicators of impairment were noted. Although our traded stock price declined significantly during 2008, and for a brief period traded at levels below our book value, these declines did not produce an indication that our goodwill was impaired.

Income tax accounting. We are included in the consolidated U.S. federal income tax return of Halliburton up through the date of separation (April 5, 2007). Our income tax expense, prior to the separation from Halliburton, is calculated on a pro rata basis. Under this method, income tax expense is determined based on KBR's operations and its contributions to the income tax expense of the Halliburton consolidated group. For the period post separation from Halliburton, income tax expense is calculated on stand alone basis. Additionally, KBR's U.K.-based subsidiaries and divisions were members of a U.K. tax group, which allowed the sharing of tax losses and other tax attributes among the KBR and Halliburton U.K.-based affiliates up through the date of separation. As part of the separation, KBR and Halliburton entered into a tax sharing agreement, which generally provides that KBR will indemnify Halliburton for any additional taxes attributable to KBR's business for periods prior to the separation.

Deferred tax assets and liabilities are recognized for the expected future tax consequences of events that have been recognized in the financial statements or tax returns. We apply the following basic principles in accounting for our income taxes: a current tax liability or asset is recognized for the estimated taxes payable or refundable on tax returns for the current year; a deferred tax liability or asset is recognized for the estimated future tax effects attributable to temporary differences and carryforwards; the measurement of current and deferred tax liabilities and assets is based on provisions of the enacted tax law, and the effects of potential future changes in tax laws or rates are not considered; and the value of deferred tax assets is reduced, if necessary, by the amount of any tax benefits that, based on available evidence, are not expected to be realized.

In assessing the realizability of deferred tax assets, we consider whether it is more likely than not that some portion or all of the deferred tax assets will not be realized. The ultimate realization of deferred tax assets is dependent upon the generation of future taxable income during the periods in which those temporary differences become deductible. A valuation allowance is provided for deferred tax assets if it is more likely than not that these items will not be realized. We consider the scheduled reversal of deferred tax liabilities, projected future taxable income and tax planning strategies in making this assessment.

Our methodology for recording income taxes requires a significant amount of judgment in the use of assumptions and estimates. Additionally, we use forecasts of certain tax elements such as taxable income and foreign tax credit utilization, as well as evaluate the feasibility of implementing tax planning strategies. Given the inherent uncertainty involved with the use of such variables, there can be significant variation between anticipated and actual results. Unforeseen events may significantly impact these variables, and changes to these variables could have a material impact on our income tax accounts related to both continuing and discontinued operations.

We have operations in a number of countries other than the United States. Consequently, we are subject to the jurisdiction of a significant number of taxing authorities. The income earned in these various jurisdictions is taxed on differing bases, including income actually earned, income deemed earned, and revenue-based tax withholding. The final determination of our tax liabilities involves the interpretation of local tax laws, tax treaties, and related authorities in each jurisdiction. Changes in the operating environment, including changes in tax law and currency/repatriation controls, could impact the determination of our tax liabilities for a tax year.

Tax filings of our subsidiaries, unconsolidated affiliates, and related entities are routinely examined in the normal course of business by tax authorities. These examinations may result in assessments of additional taxes, which we work to resolve with the tax authorities and through the judicial process. Predicting the outcome of disputed assessments involves some

uncertainty. Factors such as the availability of settlement procedures, willingness of tax authorities to negotiate, and the operation and impartiality of judicial systems vary across the different tax jurisdictions and may significantly influence the ultimate outcome. We review the facts for each assessment, and then utilize assumptions and estimates to determine the most likely outcome and provide taxes, interest, and penalties as needed based on this outcome.

Legal and Investigation Matters. As discussed in Notes 10 and 11 of our consolidated financial statements, as of December 31, 2008 and December 31, 2007, we have accrued an estimate of the probable and estimable costs for the resolution of some of our legal and investigation matters. For other matters for which the liability is not probable and reasonably estimable, we have not accrued any amounts. Attorneys in our legal department monitor and manage all claims filed against us and review all pending investigations. Generally, the estimate of probable costs related to these matters is developed in consultation with internal and outside legal counsel representing us. Our estimates are based upon an analysis of potential results, assuming a combination of litigation and settlement strategies. The precision of these estimates is impacted by the amount of due diligence we have been able to perform. We attempt to resolve these matters through settlements, mediation, and arbitration proceedings when possible. If the actual settlement costs, final judgments, or fines, after appeals, differ from our estimates, our future financial results may be materially and adversely affected. We have in the past recorded significant adjustments to our initial estimates of these types of contingencies.

Pensions. Our pension benefit obligations and expenses are calculated using actuarial models and methods, in accordance with Statement of Financial Accounting Standards No. 158 ("SFAS No. 158"), "Employers Accounting for Defined Benefit Pension and Other Postretirement Plans, an amendment of FASB Statements No. 87, 88, 106 and 123(R)." Two of the more critical assumptions and estimates used in the actuarial calculations are the discount rate for determining the current value of plan benefits and the expected rate of return on plan assets. Other critical assumptions and estimates used in determining benefit obligations and plan expenses, including demographic factors such as retirement age, mortality, and turnover, are also evaluated periodically and updated accordingly to reflect our actual experience.

Discount rates are determined annually and are based on rates of return of high-quality fixed income investments currently available and expected to be available during the period to maturity of the pension benefits. Expected long-term rates of return on plan assets are determined annually and are based on an evaluation of our plan assets, historical trends, and experience, taking into account current and expected market conditions. Plan assets are comprised primarily of equity and debt securities. As we have both domestic and international plans, these assumptions differ based on varying factors specific to each particular country or economic environment.

The discount rate utilized to determine the projected benefit obligation at the measurement date for our U.S. pension plan decreased from 6.30% at October 31, 2007 to 6.15% at December 31, 2008. The discount rate utilized to determine the projected benefit obligation at the measurement date for our U.K. pension plans, which constitutes all of our international plans and 95% of all plans increased from 5.70% at September 30, 2007 to 5.98% at December 31, 2008. An additional future decrease in the discount rate of 25 basis points for our U.K. pension plans would increase our projected benefit obligation by an estimated \$58 million, while a similar increase in the discount rate would reduce our projected benefit obligation by an estimated \$55 million. Our expected long-term rates of return on plan assets utilized at the measurement date decreased from 8.25% to 7.81% for our U.S. pension plan and remained unchanged at 7.0% for our international plans.

Our defined benefit plans reduced pretax earnings by \$7 million, \$18 million and \$16 million for the years ended December 31, 2008, 2007 and 2006, respectively. Included in the amounts were earnings from our expected pension returns of \$106 million, \$100 million and \$82 million for the years ended December 31, 2008, 2007 and 2006, respectively. Unrecognized actuarial gains and losses are generally being recognized over a period of 10 to 15 years, which represents the expected remaining service life of the employee group. Our unrecognized actuarial gains and losses arise from several factors, including experience and assumptions changes in the obligations and the difference between expected returns and actual returns on plan assets. Actual returns were \$(275) million, \$133 million and \$148 million for the years ended December 31, 2008, 2007 and 2006, respectively. The difference between actual and expected returns is deferred as an unrecognized actuarial gain or loss and is recognized as future pension expense. Our unrecognized actuarial loss at December 31, 2008 was \$563 million, of which \$13 million will be recognized as a component of our expected 2009 pension expense. During 2008, we made contributions to fund our defined benefit plans of \$74 million. We currently expect to make contributions in 2009 of approximately \$17 million.

The actuarial assumptions used in determining our pension benefits may differ materially from actual results due to changing market and economic conditions, higher or lower withdrawal rates, and longer or shorter life spans of participants. While we believe that the assumptions used are appropriate, differences in actual experience or changes in assumptions may

materially affect our financial position or results of operations.

Financial Instruments Market Risk

We invest excess cash and equivalents in short-term securities, primarily overnight time deposits, which carry a fixed rate of return per a given tenor. Additionally, a substantial portion of our cash balances are maintained in foreign countries.

We have foreign currency exchange rate risk resulting from our international operations. We do not comprehensively hedge the exposure to currency rate changes; however, we selectively manage these exposures through the use of derivative instruments to mitigate our market risk from these exposures. The objective of our risk management program is to protect our cash flows related to sales or purchases of goods and services from market fluctuations in currency rates. We do not use derivative instruments for trading purposes. We generally utilize currency options and forward exchange contracts to hedge foreign currency transactions entered into in the ordinary course of business. As of December 31, 2008, we had forward foreign exchange contracts of 13 months duration, to exchange major world currencies. The total gross national amount of these contracts at December 31, 2008 and 2007 was \$274 million and \$332 million, respectively. The fair value liability of these contracts was approximately \$1 million as of December 31, 2008. The fair value asset of these contracts was approximately \$1 million at December 31, 2007.

Environmental Matters

We are subject to numerous environmental, legal, and regulatory requirements related to our operations worldwide. In the United States, these laws and regulations include, among others: the Comprehensive Environmental Response, Compensation, and Liability Act; the Resources Conservation and Recovery Act; the Clean Air Act; the Federal Water Pollution Control Act; and the Toxic Substances Control Act.

In addition to federal and state laws and regulations, other countries where we do business often have numerous environmental regulatory requirements by which we must abide in the normal course of our operations. The portions of our business to which these requirements apply primarily relates to our Upstream, Downstream and Services business units where we perform construction and industrial maintenance services or operate and maintain facilities. For certain locations, including our property at Clinton Drive, we have not completed our analysis of the site conditions and until further information is available, we are only able to estimate a possible range of remediation costs. These locations were primarily utilized for manufacturing or fabrication work and are no longer in operation. The use of these facilities created various environmental issues including deposits of metals, volatile and semi-volatile compounds, and hydrocarbons impacting surface and subsurface soils and groundwater. The range of remediation costs could change depending on our ongoing site analysis and the timing and techniques used to implement remediation activities. We do not expect costs related to environmental matters will have a material adverse effect on our consolidated financial position or our results of operations. Based on the information presently available to us, we have accrued approximately \$8 million for the assessment and remediation costs associated with all environmental matters, which represents the low end of the range of possible costs that could be as much as \$15 million.

Transactions with Former Parent

In connection with our initial public offering in November 2006 and the separation of our business from Halliburton, we entered into various agreements, including, among others, a master separation agreement, transition services agreements and a tax sharing agreement. Pursuant to our master separation agreement, we agreed to indemnify Halliburton for, among other matters, all past, present and future liabilities related to our business and operations. We agreed to indemnify Halliburton for liabilities under various outstanding and certain additional credit support instruments relating to our businesses and for liabilities under litigation matters related to our business. Halliburton agreed to indemnify us for, among other things, liabilities unrelated to our business, for certain other agreed matters relating to the investigation of FCPA and related corruption allegations and the Barracuda-Caratinga project and for other litigation matters related to Halliburton's business. See "*MD&A – Legal Proceedings*" for further discussion of matters related to the investigation of FCPA and related corruption allegations and the Barracuda-Caratinga project arbitration. Under the transition services agreements, Halliburton is expected to continue providing various interim corporate support services to us and we will continue to provide various interim corporate support services to Halliburton. The services provided under the transition services agreement between Halliburton and KBR are substantially the same as the services historically provided. Similarly, the related costs of such services

are substantially the same as the costs incurred and recorded in our historical financial statements. The tax sharing agreement provides for certain allocations of U.S. income tax liabilities and other agreements between us and Halliburton with respect to tax matters.

Prior to our separation from Halliburton, Halliburton and certain of its subsidiaries provided various support services to including risk management, information technology, legal and internal audit. Costs for information technology, including payroll processing services were allocated to KBR based on a combination of factors including relative revenues, assets and payroll which were subject to negotiation of the reasonableness of the charge. Costs for risk management, legal and internal audit services were primarily charged to us based on direct usage of the service. Costs allocated to KBR using a method other than direct usage were not significant individually or in the aggregate and we believe the allocation methods used were reasonable. Subsequent to our separation from Halliburton, costs are no longer allocated but are charged to KBR pursuant to the terms of the transition services agreement and primarily represent fees for credit support arrangements and information technology. Costs for all services provided by Halliburton were \$6 million, \$13 million and \$40 million for the years ended December 31, 2008, 2007 and 2006, respectively.

All of the charges described above have been included as costs of our operations in our consolidated statements of income. It is possible that the terms of these transactions may differ from those that would result from transactions among third parties. Halliburton incurred approximately \$14 million for the year ended December 31, 2006 for expenses relating to the FCPA and bidding practices investigations. Halliburton incurred \$1 million as such costs for the quarter ended March 31, 2007. We do not know the amount of costs incurred by Halliburton following our separation from Halliburton as none of these costs were charged to us. These expenses were incurred for the benefit of both Halliburton and us, and we and Halliburton have no reasonable basis for allocating these costs between us. Subsequent to our separation from Halliburton and in accordance with the Master Separation Agreement, Halliburton continues to bear the direct costs associated with overseeing and directing the FCPA and bidding practices investigations. See Note 17 to our consolidated financial statements for further information related to our transactions with our former parent.

At December 31, 2008 and 2007, KBR had a \$54 million and a \$16 million balance payable to Halliburton, respectively, which consists of amounts KBR owes Halliburton for estimated outstanding income taxes under the tax sharing agreement and amounts owed pursuant to our transition services agreement for credit support arrangements and information technology.

On April 1, 2006, Halliburton contributed to us its interest in three joint ventures, which are accounted for using the equity method of accounting. These joint ventures own and operate offshore vessels equipped to provide various services, including accommodations, catering and other services to sea-based oil and gas platforms and rigs off the coast of Mexico. At March 31, 2006, the contributed interest in the three joint ventures had a book value of approximately \$26 million.

Transactions with Joint Ventures

We perform many of our projects through incorporated and unincorporated joint ventures. In addition to participating as a joint venture partner, we often provide engineering, procurement, construction, operations or maintenance services to the joint venture as a subcontractor. Where we provide services to a joint venture that we control and therefore consolidate for financial reporting purposes, we eliminate intercompany revenues and expenses on such transactions. In situations where we account for our interest in the joint venture under the equity method of accounting, we do not eliminate any portion of our revenues or expenses. We recognize the profit on our services provided to joint ventures that we consolidate and joint ventures that we record under the equity method of accounting primarily using the percentage-of-completion method. Total revenue from services provided to our unconsolidated joint ventures recorded in our consolidated statements of income were \$202 million, \$356 million and \$450 million for the years ended December 31, 2008, 2007 and 2006, respectively. Profit on transactions with our joint ventures recognized in our consolidated statements of income were \$28 million, \$30 million and \$62 million for the years ended December 31, 2008, 2007 and 2006, respectively.

Recent Accounting Pronouncements

In December 2007, the FASB issued SFAS No. 141(R), "Business Combinations," ("SFAS 141(R)"), which replaces FASB Statement No. 141. SFAS 141(R), establishes principles and requirements for how an acquirer recognizes and measures in its financial statements the identifiable assets acquired, the liabilities assumed, any non-controlling interest in the acquiree and the goodwill acquired. This Statement also established disclosure requirements which will enable users to evaluate the nature and financial effects of the business combination. SFAS 141(R) is effective for fiscal years beginning after December 15,

2008, early adoption is prohibited. Currently this statement is not expected to have a significant impact to our financial position, results of operations or cash flows. A significant impact may however be realized on any future acquisitions by the company. The amounts of such impact cannot be currently determined and will depend on the nature and terms of such future acquisitions, if any.

In December 2007, the FASB issued SFAS No. 160, "Noncontrolling Interests in Consolidated Financial Statement—amendments of ARB No. 51," ("SFAS 160"). SFAS 160 states that accounting and reporting for minority interests will be recharacterized as noncontrolling interests and classified as a component of equity. The Statement also establishes reporting requirements that provide sufficient disclosures that clearly identify and distinguish between the interests of the parent and the interests of the noncontrolling owners. SFAS 160 is effective for fiscal years beginning after December 15, 2008, early adoption is prohibited. We do not believe the adoption of SFAS 160 will have a significant impact on our financial position, results of operations or cash flows.

In March 2008, the FASB issued SFAS 132R-a, "Employer's Disclosure about Pensions and Other Postretirement Benefits" which replaces SFAS 132. This Statement was developed in response to concerns expressed by users of financial statements about their need for more information about pension plan assets, obligations, benefit payments, contributions, and net benefit cost. The FSP is intended to provide users of employers' financial statements with more informative disclosures about the nature and valuation of postretirement benefit plan assets. The disclosures about plan assets would be effective for fiscal years beginning after December 15, 2008. Early adoption is prohibited. We are currently evaluating the potential impact of adopting FSP SFAS 132R-a.

In April 2008, the FASB issued FASB Staff Position (FSP) FAS 142-3, "Determination of the Useful Life of Intangible Assets." This FSP amends the factors that should be considered in developing renewal or extension assumptions used to determine the useful life of a recognized intangible asset under FASB Statement No. 142, "Goodwill and Other Intangible Assets." The intent of this FSP is to improve the consistency between the useful life of a recognized intangible asset under Statement 142 and the period of expected cash flows used to measure the fair value of the asset under FASB Statement No. 141 (Revised 2007), "Business Combinations," and other U.S. generally accepted accounting principles (GAAP). This FSP is effective for financial statements issued for fiscal years beginning after December 15, 2008, and interim periods within those fiscal years. Early adoption is prohibited. Currently, this statement is not expected to have a significant impact to our financial position, results of operations or cash flows.

In June 2008, the FASB issued FSP EITF 03-6-1, "Determining Whether Instruments Granted in Share-Based Payment Transactions Are Participating Securities." This FSP provides that unvested share-based payment awards that contain non-forfeitable rights to dividends or dividend equivalents (whether paid or unpaid) are participating securities and shall be included in the computation of earnings per share pursuant to the two-class method. The FSP is effective for financial statements issued for fiscal years beginning after December 15, 2008, and interim periods within those years. All prior period earnings per share data presented shall be adjusted retrospectively. Early application of this FSP is prohibited. We are currently evaluating the potential impact of adopting FSP EITF 03-6-1.

In December 2008, the FASB issued FSP FIN 46R-8, "Interests in Variable Interest Entities." The FSP was issued by the FASB to expeditiously meet the need for enhanced information about transferred financial assets and an enterprise's involvement with a variable interest entity (VIE). The FSP requires extensive additional disclosures by public entities with continuing involvement in transfers of financial assets to special-purpose entities and with VIEs, including sponsors that have a variable interest in a VIE. The FSP is effective for fiscal periods ending after December 15, 2008. The adoption of FSP FIN 46R-8 did not have a significant impact to our financial position, results of operations or cash flows.

U.S. government Matters

DCAA Audit Issues

Our operations under United States government contracts are regularly reviewed and audited by the Defense Contract Audit Agency ("DCAA") and other governmental agencies. The DCAA serves in an advisory role to our customer. When issues are identified during the governmental agency audit process, these issues are typically discussed and reviewed with us. The DCAA then issues an audit report with its recommendations to our customer's contracting officer. In the case of management systems and other contract administrative issues, the contracting officer is generally with the Defense Contract Management Agency ("DCMA"). We then work with our customer to resolve the issues noted in the audit report. We self-

disallow costs that are expressly not allocable to government contracts per the relevant regulations. However, if our customer or a government auditor forms an opinion that we improperly charged any costs to a contract, these costs, depending on facts and circumstances and the issue resolution process, could become non-reimbursable and in such instances if already reimbursed, the costs must be refunded to the customer. Our revenue recorded for government contract work is reduced for our estimate of potentially refundable costs related to dispute issues that may be categorized as disputed or unallowable as a result of cost overruns or the audit process.

Security. In February 2007, we received a letter from the Department of the Army informing us of their intent to adjust payments under the LogCAP III contract associated with the cost incurred by the subcontractors to provide security to their employees. Based on this letter, the Army withheld its initial assessment of \$20 million. The Army based its assessment on one subcontract wherein, based on communications with the subcontractor, the Army estimated 6% of the total subcontract cost related to the private security costs. The Army indicated that not all task orders and subcontracts have been reviewed and that they may make additional adjustments. The Army indicated that, within 60 days, they would begin making further adjustments equal to 6% of prior and current subcontractor costs unless we provided timely information sufficient to show that such action was not necessary to protect the government's interest. The Army has taken no further action with respect to further adjustments of prior and current subcontractor costs.

The Army indicated that they believe our LogCAP III contract prohibits us from billing costs of privately acquired security. We believe that, while the LogCAP III contract anticipates that the Army will provide force protection to KBR employees, it does not prohibit any of our subcontractors from using private security services to provide force protection to subcontractor personnel. In addition, a significant portion of our subcontracts are competitively bid lump sum or fixed price subcontracts. As a result, we do not receive details of the subcontractors' cost estimate nor are we legally entitled to it. Accordingly, we believe that we are entitled to reimbursement by the Army for the cost of services provided by our subcontractors, even if they incurred costs for private force protection services. Therefore, we believe that the Army's position that such costs are unallowable and that they are entitled to withhold amounts incurred for such costs is wrong as a matter of law.

If we are unable to demonstrate that such action by the Army is not necessary, a 6% suspension of all subcontractor costs incurred to date could result in suspended costs of approximately \$400 million. We provided at the Army's request information that addresses the use of armed security either directly or indirectly charged to LogCAP III. The actual costs associated with these activities cannot be accurately estimated, but we believe that they should be less than 6% of the total subcontractor costs. In October 2007, we filed a claim to recover the amounts withheld which was deemed denied as a result of no response from the DCMA. In March 2008, we filed an appeal to the Armed Services Board of Contract Appeals to recover the amounts withheld and that appeal is currently in the discovery process. The matter is also the subject of an ongoing investigation by the DOJ. At this time, the likelihood that a loss related to this matter has been incurred is remote. As of December 31, 2008, we had not adjusted our revenues or accrued any amounts related to this matter.

Containers. In June 2005, the DCAA recommended withholding certain costs associated with providing containerized housing for soldiers and supporting civilian personnel in Iraq. The DCAA recommended that the costs be withheld pending receipt of additional explanation or documentation to support the subcontract costs. During 2006, we resolved approximately \$26 million of the withheld amounts with our contracting officer and payment was received in the first quarter of 2007. In May of 2008, we received notice from the DCMA of their intention to rescind their 2006 determination to allow the \$26 million of costs pending additional supporting information. As of December 31, 2008, approximately \$55 million of costs have been suspended related to this matter of which \$32 million has been withheld by us from our subcontractors. In April 2008, we filed a counterclaim in arbitration against one of our LogCAP III subcontractors, First Kuwaiti Trading Company, to recover approximately \$51 million paid to the subcontractor for containerized housing as further described under the caption First Kuwaiti Arbitration below. We will continue working with the government and our subcontractors to resolve the remaining amounts. At this time, the likelihood that a loss in excess of the amount accrued for this matter is remote.

Dining facilities. In the third quarter of 2006, the DCAA raised questions regarding \$95 million of costs related to dining facilities in Iraq. We responded to the DCAA that our costs are reasonable. In the fourth quarter of 2007, the DCAA suspended payment for \$11 million of costs related to these dining facilities until such time we provide documentation to support the price reasonableness of the rates negotiated with our subcontractor and demonstrate that the amounts billed were in accordance with the contract terms. In the first quarter of 2008, the DCAA suspended payment for an additional \$53 million of costs until such time we provide documentation to support the price reasonableness of the rates negotiated with the

subcontractor. We believe the prices obtained for these services were reasonable and intend to vigorously defend ourselves on this matter. In 2008, we filed four claims to recover approximately \$56 million of amounts previously withheld from us by the DCAA. With respect to questions raised regarding billing in accordance with contract terms, as of December 31, 2008, we believe it is reasonably possible that we could incur losses in excess of the amount accrued for possible subcontractor costs billed to the customer that were possibly not in accordance with contract terms. However, we are unable to estimate an amount of possible loss or range of possible loss in excess of the amount accrued related to any costs billed to the customer that were not in accordance with the contract terms.

Kosovo fuel. In April 2007, the DOJ issued a letter alleging the theft in 2004 and subsequent sale of diesel fuel by KBR employees assigned to Camp Bondsteel in Kosovo. In addition, the letter alleges that KBR employees falsified records to conceal the thefts from the Army. The total value of the fuel in question is estimated by the DOJ at approximately \$2 million based on an audit report issued by the DCAA. We believe the volume of the alleged misappropriated fuel is significantly less than the amount estimated by the DCAA. We responded to the DOJ that we had maintained adequate programs to control, protect, and preserve the fuel in question. We further believe that our contract with the Army expressly limits KBR's responsibility for such losses. Our discussions with the DOJ are ongoing and have included items ranging from settlement of this matter for de minimus amounts to the DOJ reserving their rights to litigate. Should litigation occur, we believe we have meritorious defenses and intend to vigorously defend ourselves. Neither our client nor the DCMA has indicated any intent to withhold payments from us relating to this matter. We believe the likelihood that a loss has been incurred related to this matter is remote and accordingly, no amounts have been accrued.

Transportation costs. The DCMA, in performing its audit activities under the LogCAP III contract, raised a question about our compliance with the provisions of the Fly America Act. Subject to certain exceptions, the Fly America Act requires Federal employees and others performing U.S. Government financed foreign air travel to travel by U.S. flag air carriers. There are times when we transported personnel in connection with our services for the U.S. military where we may not have been in compliance with the Fly America Act and its interpretations through the Federal Acquisition Regulations and the Comptroller General. As of December 31, 2008, we have accrued an estimate of the cost incurred for these potentially non-compliant flights with a corresponding reduction to revenue. The DCAA may consider additional flights to be noncompliant resulting in potential larger amounts of disallowed costs than the amount we have accrued. At this time, we cannot estimate a range of reasonably possible losses that may have been incurred, if any, in excess of the amount accrued. We will continue to work with our customer to resolve this matter.

Dining Facility Support Services. In April 2007, DCMA recommended withholding \$13 million of payments from KBR alleging that Eurest Support Services (Cypress) International Limited ("ESS"), a subcontractor to KBR providing dining facility services in conjunction with our LogCAP III contract in Iraq, over-billed for the cost related to the use of power generators. Payments of \$13 million were withheld from us. In the first quarter of 2008, we favorably resolved this matter with the DCAA resulting in the DCAA rescinding its previously issued withholding.

Other issues. The DCMA is continuously performing audits of costs incurred for the foregoing and other services provided by us under our government contracts. During these audits, there have been questions raised by the DCAA about the reasonableness or allowability of certain costs or the quality or quantity of supporting documentation. The DCAA might recommend withholding some portion of the questioned costs while the issues are being resolved with our customer. Because of the intense scrutiny involving our government contracts operations, issues raised by the DCAA may be more difficult to resolve.

Investigations relating to Iraq, Kuwait, Afghanistan and Other

In the first quarter of 2005, the DOJ issued two indictments associated with overbilling issues we previously reported to the Department of Defense Inspector General's office as well as to our customer, the Army Materiel Command, against a former KBR procurement manager and a manager of La Nouvelle Trading & Contracting Company, W.L.L. We provided information to the DoD Inspector General's office in February 2004 about other contacts between former employees and our subcontractors. In March 2006, one of these former employees pled guilty to taking money in exchange for awarding work to a Saudi Arabian subcontractor. The Inspector General's investigation of these matters may continue. There has been no further action taken by the DoD Inspector General with regard to this matter.

We understand that the DOJ, an Assistant United States Attorney based in Illinois, and others are investigating these

and other individually immaterial matters we have reported related to our government contract work in Iraq. If criminal wrongdoing were found, criminal penalties could range up to the greater of \$500,000 in fines per count for a corporation or twice the gross pecuniary gain or loss. We also understand that current and former employees of KBR have received subpoenas and have given or may give grand jury or trial testimony related to some of these and other matters.

Various Congressional committees have conducted hearings on the U.S. military's reliance on civilian contractors, including with respect to military operations in Iraq. We have provided testimony and information for these hearings. We continue to provide information and testimony with respect to operations in Iraq in these Congressional committees, including the House Armed Services Committee. During the first quarter of 2008, we received Congressional inquiries regarding our offshore payroll structure and whether FICA taxes should have been withheld. We have responded to those inquiries and we believe we have substantially complied with the applicable laws and regulations that pertain to our payroll withholdings. In June 2008, the Heroes Earnings Assistance and Relief Tax (HEART) Act was signed into law and is effective beginning August 1, 2008. We believe our employees that are U.S. citizens or residents performing services on U.S. government contracts are subject to the HEART Act. Accordingly, at the effective date we began withholding FICA taxes, pay the employer matching of such taxes and charge such costs to our reimbursable contract. We do not believe that the change in law will have a material impact to our financial position, results of operations, or cash flows.

We have identified and reported to the U.S. Departments of State and Commerce numerous exports of materials, including personal protection equipment such as helmets, goggles, body armor and chemical protective suits, that possibly were not in accordance with the terms of our export license or applicable regulations. However, we believe that the facts and circumstances leading to our conclusion of possible non-compliance relating to our Iraq and Afghanistan activities are unique and potentially mitigate any possible fines and penalties because the bulk of the exported items are the property of the U.S. government and are used or consumed in connection with services rendered to the U.S. government. In addition, we have responded to a March 19, 2007, subpoena from the DoD Inspector General concerning licensing for armor for convoy trucks and antiboycott issues. We continue to comply with the requests to provide information under the subpoena. Whereas it is reasonably possible that we may be subject to fines and penalties for possible acts that are not in compliance with our export licenses or regulations, at this time it is not possible to estimate an amount of loss or range of losses that may have been incurred. A failure to comply with applicable laws and regulations could result in civil and/or criminal sanctions, including the imposition of fines upon us as well as the denial of export privileges and debarment from participation in U.S. government contracts. We are in ongoing communications with the appropriate authorities with respect to these matters. There can be no assurances that we will not be subject to any sanctions nor that, if any such sanctions are imposed, they will not have a material adverse impact on us.

Claims

We had unapproved claims for costs incurred under various government contracts totaling \$73 million at December 31, 2008 and \$82 million at December 31, 2007. The unapproved claims outstanding at December 31, 2008 and December 31, 2007 are considered to be probable of collection and have been recognized as revenue. These unapproved claims relate to contracts where our costs have exceeded the customer's funded value of the task order and therefore could not be billed. We understand that our customer is actively seeking funds that have been or will be appropriated to the Department of Defense that can be obligated on our contract.

SIGIR Report

The Special Inspector General for Iraq Reconstruction, or SIGIR, was created by Congress to provide oversight of the Iraq Relief and Reconstruction Fund (IRRF) and all obligations, expenditures, and revenues associated with reconstruction and rehabilitation activities in Iraq. SIGIR reports, from time to time, make reference to KBR regarding various matters. We believe we have addressed all issues raised by prior SIGIR reports and we will continue to do so as new issues are raised.

McBride Qui Tam suit

In September 2006, we became aware of a qui tam action filed against us by a former employee alleging various wrongdoings in the form of overbillings of our customer on the LogCAP III contract. This case was originally filed pending the government's decision whether or not to participate in the suit. In June 2006, the government formally declined to participate. The principal allegations are that our compensation for the provision of Morale, Welfare and Recreation ("MWR") facilities

under LogCAP III is based on the volume of usage of those facilities and that we deliberately overstated that usage. In accordance with the contract, we charged our customer based on actual cost, not based on the number of users. It was also alleged that, during the period from November 2004 into mid-December 2004, we continued to bill the customer for lunches, although the dining facility was closed and not serving lunches. There are also allegations regarding housing containers and our provision of services to our employees and contractors. On July 5, 2007, the court granted our motion to dismiss the qui tam claims and to compel arbitration of employment claims including a claim that the plaintiff was unlawfully discharged. The majority of the plaintiff's claims were dismissed but the plaintiff was allowed to pursue limited claims pending discovery and future motions. Substantially all employment claims were sent to arbitration under the Company's dispute resolution program which were subsequently resolved in our favor. On October 29, 2008, we filed motions to dismiss the remaining claims and to compel arbitration on all remaining counts of the complaint, which are currently pending. We believe the relator's claim is without merit and that the likelihood that a loss has been incurred is remote. As of December 31, 2008, no amounts have been accrued.

Wilson and Warren Qui Tam suit

During November 2006, we became aware of a qui tam action filed against us alleging that we overcharged the military \$30 million by failing to adequately maintain trucks used to move supplies in convoys and by sending empty trucks in convoys. It was alleged that the purpose of these acts was to cause the trucks to break down more frequently than they would if properly maintained and to unnecessarily expose them to the risk of insurgent attacks, both for the purpose of necessitating their replacement thus increasing our revenue. The suit also alleges that in order to silence the plaintiffs, who allegedly were attempting to report those allegations and other alleged wrongdoing, we unlawfully terminated them. On February 6, 2007, the court granted our motion to dismiss the plaintiffs' qui tam claims as legally insufficient and ordered the plaintiffs to arbitrate their claims that they were unlawfully discharged. The final judgment in our favor was entered on April 30, 2007 and subsequently appealed by the plaintiffs on May 3, 2007. The appellate court affirmed the lower courts dismissal in May 2008. As of December 31, 2008, we consider the matter to be concluded.

Godfrey Qui Tam suit

In December 2005, we became aware of a qui tam action filed against us and several of our subcontractors by a former employee alleging that we violated the False Claims Act by submitting overcharges to the government for dining facility services provided in Iraq under the LogCAP III contract. As required by the False Claims Act, the lawsuit was filed under seal to permit the government to investigate the allegations. In early April 2007, the court denied the government's motion for the case to remain under seal, and on April 23, 2007, the government filed a notice stating that it was not participating in the suit. In August 2007, the relator filed an amended complaint which added an additional contract to the allegations and added retaliation claims. We filed motions to dismiss and to compel arbitration which were granted on March 13, 2008 for all counts except as to the employment issues which were sent to arbitration. The relator has filed an appeal. We are unable to determine the likely outcome at this time. No amounts have been accrued and we cannot determine any reasonable estimate of loss that may have been incurred, if any.

ASCO Litigation

On July 23, 2008, a jury in Texas returned a verdict against KBR awarding Associated Construction Company WLL (ASCO) damages of \$39 million with the court to determine attorneys fees and interest. In 2003, ASCO was a subcontractor to KBR in Iraq related to work performed on our LogCAP III contract. On August 25, 2008 the court entered a judgment which included damages of approximately \$18 million, interest of approximately \$3 million and attorney's fees of \$6 million bringing the total judgment to \$27 million. As a result of the final judgment, we reduced our previous accrual from \$40 million to \$27 million during the third quarter of 2008. In the fourth quarter of 2008, we negotiated a final settlement with ASCO in the amount of \$22 million. We believe the entire amount is billable to the customer and recognized revenue of \$5 million for unpaid work performed by ASCO. However, we will not recognize the remaining amount as revenue until such time as we are reasonably assured of collection.

First Kuwaiti Arbitration

In April 2008 First Kuwaiti Trading Company, one of our LogCAP III subcontractors, filed for arbitration of a subcontract under which KBR had leased vehicles related to work performed on our LogCAP III contract. First Kuwaiti alleged

that we did not return or pay rent for many of the vehicles and sought damages in the amount of \$39 million. We filed a counterclaim to recover amounts which may ultimately be determined due to the Government for the \$51 million in suspended costs as discussed in the preceding section of this footnote titled "Containers." First Kuwaiti subsequently responded by adding additional subcontract claims, increasing its total claim to approximately \$96 million. This matter is in the early stages of the arbitration process and no amounts have been accrued and we are unable to determine a reasonable estimate of loss, if any, at this time.

Paul Morell, Inc. d/b/a The Event Source vs. KBR, Inc.

TES is a former LogCAPIII subcontractor who provided DFAC services at six sites in Iraq from mid-2003 to early 2004. TES has sued KBR in Federal Court in Virginia for breach of contract and tortious interference with TES's subcontractors by awarding subsequent DFAC contracts to the subcontractors. KBR denies these allegations. In addition, the Government withheld funds from KBR that KBR had submitted for reimbursement of TES invoices, and at that time, TES agreed that it was not entitled to payment until KBR was paid by the Government. Eventually KBR and the Government settled the dispute, and in turn KBR and TES agreed that TES would accept, as payment in full with a release of all other claims, the amount the Government paid to KBR for TES's services. TES now seeks to overturn that settlement and release, claiming that KBR misrepresented the facts. TES has other minor claims for services provided that are not material. TES seeks \$89 million in compensatory damages and an unspecified amount of punitive damages in its suit. Trial is expected to take place in the second quarter of 2009. We are unable to determine the likely outcome in excess of the amount accrued for this suit at this time.

Electrocution Litigation

During 2008, two separate lawsuits were filed against KBR alleging that the Company was responsible in two separate electrical incidents which resulted in the deaths of two soldiers. One incident occurred at Radwaniyah Palace Complex and the other occurred at Al Taqaddum. It is alleged in each suit that the electrocution incident was caused by improper electrical maintenance or other electrical work. KBR denies that its conduct was the cause of either event and denies legal responsibility. Both cases have been removed to Federal Court where motions to dismiss have been filed and are currently pending. Discovery has not yet begun in one case, and is in early stages in the other case. We are unable to determine the likely outcome of these cases at this time. As of December 31, 2008, no amounts have been accrued.

Legal Proceedings

Foreign Corrupt Practices Act investigations

As previously disclosed, the SEC was conducting a formal investigation into whether improper payments were made to government officials in Nigeria through the use of agents or subcontractors in connection with the construction and subsequent expansion by TSKJ of a multibillion dollar natural gas liquefaction complex and related facilities at Bonny Island in Rivers State, Nigeria. The DOJ was also conducting a related criminal investigation. TSKJ is a private limited liability company registered in Madeira, Portugal whose members are Technip SA of France, Snamprogetti Netherlands B.V. (a subsidiary of Saipem SpA of Italy), JGC Corporation of Japan, and Kellogg Brown & Root LLC (a subsidiary of ours and successor to The M.W. Kellogg Company), each of which had an approximately 25% interest in the venture at December 31, 2008. TSKJ and other similarly owned entities entered into various contracts to build and expand the liquefied natural gas project for Nigeria LNG Limited, which is owned by the Nigerian National Petroleum Corporation, Shell Gas B.V., Cleag Limited (an affiliate of Total), and Agip International B.V. (an affiliate of ENI SpA of Italy). M.W. Kellogg Limited is a joint venture in which we had a 55% interest at December 31, 2008, and M.W. Kellogg Limited and The M.W. Kellogg Company were subsidiaries of Dresser Industries before Halliburton's 1998 acquisition of Dresser Industries. The M.W. Kellogg Company was later merged with a Halliburton subsidiary to form Kellogg Brown & Root LLC, ("KBR LLC") which is the predecessor company to our current subsidiary KBR Holdings LLC.

On February 11, 2009 KBR LLC, entered a guilty plea related to the Bonny Island investigation in the United States District Court, Southern District of Texas, Houston Division (the "Court"). KBR LLC plead guilty to one count of conspiring to violate the FCPA and four counts of violating the FCPA, all arising from the intent to bribe various Nigerian officials through commissions paid to agents working on behalf of TSKJ on the Bonny Island project. The plea agreement reached with the DOJ resolves all criminal charges in the DOJ's investigation into the conduct of KBR LLC relating to the Bonny Island project, so long as the conduct was disclosed or known to DOJ before the settlement, including previously disclosed allegations

of coordinated bidding described below. The plea agreement calls for the payment of a criminal penalty of \$402 million, of which Halliburton will pay \$382 million under the terms of the indemnity in the master separation agreement, while we will pay \$20 million. The criminal penalties will be paid in quarterly payments over the next two years. We also agreed to a period of organizational probation of three years, during which we will retain a monitor who will assess our compliance with the plea agreement and evaluate our FCPA compliance program over the three year period, with periodic reports to the DOJ. Halliburton paid their share of the initial installment of \$49 million to the DOJ on February 17, 2009. We paid our share of the initial installment of \$3 million to the DOJ on February 17, 2009.

On the same date, the SEC filed a complaint and we consented to the filing of a final judgment against us in the Court. The complaint and the judgment were filed as part of a settled civil enforcement action by the SEC, to resolve the civil portion of the government's investigation of the Bonny Island project. The complaint alleges civil violations of the FCPA's antibribery and books and records provisions related to the Bonny Island project. The complaint enjoins us from violating the FCPA's antibribery, books-and-records, and internal-controls provisions and requires Halliburton and KBR, jointly and severally, to make payments totaling \$177 million, all of which will be paid by Halliburton pursuant to the indemnification under the master separation agreement. The judgment also requires us to retain an independent monitor on the same terms as the plea agreement with the DOJ.

Under both the plea agreement and judgment, we have agreed to cooperate with the SEC and DOJ in their investigations of other parties involved in TSKJ and the Bonny Island project.

As a result of the settlement, in the fourth quarter 2008 we recorded the \$402 million obligation to the DOJ and, accordingly, have recorded a receivable from Halliburton for the \$382 million that Halliburton will pay to the DOJ on our behalf. The resulting charge of \$20 million to KBR is recorded in cost of sales of our Upstream business unit in the fourth quarter of 2008. Likewise, we recorded an obligation to the SEC in the amount of \$177 million and a receivable from Halliburton in the same amount.

As part of the settlement of the FCPA matters relating to projects in Bonny Island, Nigeria (see "Foreign Corrupt Practices Act investigations"), we have agreed to the appointment of a corporate monitor for a period of up to three years. We are responsible for paying the fees and expenses related to the monitor's review and oversight of our policies and activities relating to compliance with applicable anti-corruption laws and regulations. We cannot at this time provide a reasonable estimate of the cost of the retention of the monitor as the monitor's work and needed expenses will be impacted by his or her initial assessment of our policies and procedures and will vary over the period of the appointment reflecting periods of increased work, such as during the preparation of periodic reports, as compared to the day to day work of monitoring our compliance.

Because of the guilty plea by KBR LLC, we are subject to possible suspension or debarment of our ability to contract with governmental agencies of the United States and of foreign countries. For the years ended December 31, 2008 and 2007, we had revenue of approximately \$ 6.2 billion and \$ 5.4 billion, respectively, from our government contracts work with agencies of the United States or state or local governments. We have received written confirmation from the U.S. Department of the Army stating that it does not intend to suspend or debar KBR from DoD contracting as a result of the guilty plea by KBR LLC. We are discussing these matters with other officials in agencies for purpose of obtaining agreement that will prevent suspension or debarment. In addition, we may be excluded from bidding on MoD contracts in the United Kingdom if the MoD determines that our actions constituted grave misconduct and we are in discussions with the MoD to avoid exclusion. For the years ended December 31, 2008, and 2007 we had revenue of approximately \$234 million and \$224 million, respectively, from our government contracts work with the MoD. Although we currently believe that we will successfully conclude these discussions with no suspension, debarment or exclusion actions taken against us, there can be no assurance that such agreements will be reached. We expect to conclude these discussions in the first half of 2009. Suspension or debarment from the government contracts business would have a material adverse effect on our business, results of operations, and cash flow.

The settlement and plea could also result in (1) third-party claims against us, which may include claims for special, indirect, derivative or consequential damages, (2) damage to our business or reputation, (3) loss of, or adverse effect on, cash flow, assets, goodwill, results of operations, business, prospects, profits or business value, (4) adverse consequences on our ability to obtain or continue financing for current or future projects and/or (5) claims by directors, officers, employees, affiliates, advisors, attorneys, agents, debt holders or other interest holders or constituents of us or our subsidiaries. In this connection, we understand that the government of Nigeria gave notice in 2004 to the French magistrate of a civil claim as an injured party in that proceeding. We are not aware of any further developments with respect to this claim. In addition, our

compliance procedures and the appointment of a monitor at our cost as part of the disposition of the investigations have resulted in a more limited use of agents on large-scale international projects than in the past and may put us at a competitive disadvantage in pursuing such projects. Continuing negative publicity arising out of the settlement and plea could also result in our inability to bid successfully for governmental contracts and adversely affect our prospects in the commercial marketplace.

In September 2008, A. Jack Stanley, who formerly served as a consultant and chairman of Kellogg Brown & Root, pled guilty to various violations of the FCPA and wire and mail fraud statutes involving a bribery scheme and causing a consultant to pay kickbacks to Mr. Stanley in connection with the Bonny Island and other liquefied natural gas projects of Kellogg Brown & Root. In a related action, the SEC charged Mr. Stanley with violating various provisions of the FCPA. Mr. Stanley has consented to the entry of a final judgment that permanently enjoins him from violating the anti-bribery, record-keeping and internal control provisions of the FCPA. Mr. Stanley also has agreed to cooperate with the ongoing investigations. In June 2004, all relationships with A. Jack Stanley were terminated by Halliburton and KBR.

The investigations by foreign governmental authorities are continuing. Other foreign governmental authorities could conclude that violations of applicable foreign laws analogous to the FCPA have occurred with respect to the Bonny Island project and other projects in or outside of Nigeria. In such circumstances, the resolution or disposition of these matters, even after taking into account the indemnity from Halliburton with respect to any liabilities for fines or other monetary penalties or direct monetary damages, including disgorgement, that may be assessed by certain foreign governments or governmental agencies against us or our greater than 50%-owned subsidiaries could have a material adverse effect on our business, prospects, results or operations, financial condition and cash flow.

Under the terms of the Master Separation Agreement, Halliburton has agreed to indemnify us, and any of our greater than 50%-owned subsidiaries, for our share of fines or other monetary penalties or direct monetary damages, including disgorgement, as a result of claims made or assessed by a governmental authority of the United States, the United Kingdom, France, Nigeria, Switzerland or Algeria or a settlement thereof relating to FCPA and related corruption allegations, which could involve Halliburton and us through The M. W. Kellogg Company, M. W. Kellogg Limited or, their or our joint ventures in projects both in and outside of Nigeria, including the Bonny Island, Nigeria project. Halliburton's indemnity will not apply to any other losses, claims, liabilities or damages assessed against us as a result of or relating to FCPA matters and related corruption allegations or to any fines or other monetary penalties or direct monetary damages, including disgorgement, assessed by governmental authorities in jurisdictions other than the United States, the United Kingdom, France, Nigeria, Switzerland or Algeria, or a settlement thereof, or assessed against entities such as TSKJ, in which we do not have an interest greater than 50%.

Halliburton provided indemnification in favor of KBR under the master separation agreement for certain contingent liabilities, including matters arising from the investigations of the FCPA and related corruption allegations arising from the Bonny Island project, as more fully described above in *Risks Related to Our Relationship With Halliburton - Halliburton's indemnity for FCPA matters and related corruption allegations does not apply to all potential losses, Halliburton's actions may not be in our stockholders' best interests and we may take or fail to take actions that could result in our indemnification from Halliburton with respect to corruption allegations no longer being available.*

Bidding practices investigation

In connection with the investigation into payments relating to the Bonny Island project in Nigeria, information has been uncovered suggesting that Mr. Stanley and other former employees may have engaged in coordinated bidding with one or more competitors on certain foreign construction projects, and that such coordination possibly began as early as the mid-1980s. In connection with KBR LLC's agreeing to enter into the plea agreement described above, the DOJ has agreed not to pursue any further investigation or penalties relating to the coordinated bidding allegations.

Barracuda-Caratinga Project Arbitration

In June 2000, we entered into a contract with Barracuda & Caratinga Leasing Company B.V., the project owner, to develop the Barracuda and Caratinga crude oilfields, which are located off the coast of Brazil. We recorded losses on the project of \$19 million in 2006 and \$8 million in 2005. No losses were recorded on the project in 2008 and 2007. We have been in negotiations with the project owner since 2003 to settle the various issues that have arisen and have entered into several agreements to resolve those issues. We funded approximately \$3 million in cash shortfalls during 2007.

In April 2006, we executed an agreement with Petrobras that enabled us to achieve conclusion of the Lenders' Reliability Test and final acceptance of the FPSOs. These acceptances eliminated any further risk of liquidated damages being assessed. In November 2007, we executed a settlement agreement with the project owner to settle all outstanding project issues except for the bolts arbitration discussed below. The agreement resulted in the project owner assuming substantially all remaining work on the project and the release of us from any further warranty obligations. The settlement agreement did not have a material impact to our results of operations or financial position.

At Petrobras' direction, we replaced certain bolts located on the subsea flowlines that have failed through mid-November 2005, and we understand that additional bolts have failed thereafter, which have been replaced by Petrobras. These failed bolts were identified by Petrobras when it conducted inspections of the bolts. The original design specification for the bolts was issued by Petrobras, and as such, we believe the cost resulting from any replacement is not our responsibility. In March 2006, Petrobras notified us that they have submitted this matter to arbitration claiming \$220 million plus interest for the cost of monitoring and replacing the defective stud bolts and, in addition, all of the costs and expenses of the arbitration including the cost of attorneys fees. The arbitration is being conducted in New York under the guidelines of the United Nations Commission on International Trade Law ("UNCITRAL"). We do not believe that it is probable that we have incurred a liability in connection with the claim in the bolt arbitration with Petrobras and therefore, no amounts have been accrued. We disagree with Petrobras' claim since the bolts met the design specification provided by Petrobras. Although we believe Petrobras is responsible for any maintenance and replacement of the bolts, it is possible that the arbitration panel could find against us on this issue. In addition, Petrobras has not provided any evidentiary support or analysis for the amounts claimed as damages. A preliminary hearing on legal and factual issues relating to liability with the arbitration panel was held in April 2008. The final arbitration hearings have not yet been scheduled. Therefore, at this time, we cannot conclude that the likelihood that a loss has been incurred is remote. Due to the indemnity from Halliburton, we believe any outcome of this matter will not have a material adverse impact to our operating results or financial position. KBR has incurred legal fees and related expenses of \$2 million, \$4 million and \$1 million for the years ended December 31, 2008, 2007 and 2006, respectively, related to this matter.

Under the master separation agreement, Halliburton has agreed to indemnify us and any of our greater than 50%-owned subsidiaries as of November 2006, for all out-of-pocket cash costs and expenses (except for ongoing legal costs), or cash settlements or cash arbitration awards in lieu thereof, we may incur after the effective date of the master separation agreement as a result of the replacement of the subsea flowline bolts installed in connection with the Barracuda-Caratinga project.

Item 7A. Quantitative and Qualitative Discussion about Market Risk

Information relating to market risk is included in "Management's Discussion and Analysis of Financial Condition and Results of Operations" under the caption "Financial Instrument Market Risk" and Note 15 of our consolidated financial statements and the information discussed therein is incorporated by reference into this Item 7A .

Item 8. Financial Statements and Supplementary Data

	Page No.
Report of Independent Registered Public Accounting Firm	69
Consolidated Statements of Income for years ended December 31, 2008, 2007, and 2006	70
Consolidated Balance Sheets at December 31, 2008 and 2007	71
Consolidated Statements of Shareholders' Equity and Comprehensive Income for the years ended December 31, 2008, 2007, and 2006	72
Consolidated Statements of Cash Flows for the years ended December 31, 2008, 2007, and 2006	73
Notes to Consolidated Financial Statements.....	74

The related financial statement schedules are included under Part IV, Item 15 of this annual report.

Report of Independent Registered Public Accounting Firm

The Board of Directors and Shareholders

KBR, Inc.:

We have audited the accompanying consolidated balance sheets of KBR, Inc. and subsidiaries as of December 31, 2008 and 2007, and the related consolidated statements of income, shareholders' equity and comprehensive income, and cash flows for each of the years in the three-year period ended December 31, 2008. These consolidated financial statements are the responsibility of the Company's management. Our responsibility is to express an opinion on these consolidated financial statements based on our audits.

We conducted our audits in accordance with the standards of the Public Company Accounting Oversight Board (United States). Those standards require that we plan and perform the audit to obtain reasonable assurance about whether the financial statements are free of material misstatement. An audit includes examining, on a test basis, evidence supporting the amounts and disclosures in the financial statements. An audit also includes assessing the accounting principles used and significant estimates made by management, as well as evaluating the overall financial statement presentation. We believe that our audits provide a reasonable basis for our opinion.

In our opinion, the consolidated financial statements referred to above present fairly, in all material respects, the financial position of KBR, Inc. and subsidiaries as of December 31, 2008 and 2007, and the results of their operations and their cash flows for each of the years in the three-year period ended December 31, 2008, in conformity with U.S. generally accepted accounting principles.

As discussed in Notes 2, 18 and 12, respectively, to the consolidated financial statements, the Company changed its method of accounting for stock-based compensation plans as of January 1, 2006, its method of accounting for defined benefit and other post retirement plans as of December 31, 2006, and its method of accounting for uncertainty in income taxes as of January 1, 2007.

We also have audited, in accordance with the standards of the Public Company Accounting Oversight Board (United States), KBR, Inc.'s internal control over financial reporting as of December 31, 2008, based on criteria established in *Internal Control - Integrated Framework* issued by the Committee of Sponsoring Organizations of the Treadway Commission (COSO), and our report dated February 25, 2009 expressed an unqualified opinion on the effectiveness of the Company's internal control over financial reporting.

/s/ KPMG LLP

Houston, Texas
February 25, 2009

KBR, Inc.

Consolidated Statements of Income
(In millions, except for per share data)

	Years ended December 31		
	2008	2007	2006
Revenue:			
Services.....	\$ 11,493	\$ 8,642	\$ 8,798
Equity in earnings of unconsolidated affiliates, net	88	103	7
Total revenue.....	11,581	8,745	8,805
Operating costs and expenses:			
Cost of services.....	10,820	8,225	8,433
General and administrative.....	223	226	226
Gain on sale of assets, net.....	(3)	—	(6)
Total operating costs and expenses.....	11,040	8,451	8,653
Operating income	541	294	152
Interest income, net.....	35	62	27
Interest expense—related party	—	—	(36)
Foreign currency losses, net.....	(8)	(15)	(16)
Foreign currency gain—related party.....	—	—	1
Other, net.....	—	1	—
Income from continuing operations before income taxes and minority interest	568	342	128
Provision for income taxes.....	(212)	(138)	(94)
Minority interest in net (income) loss of subsidiaries	(48)	(22)	20
Income from continuing operations	308	182	54
Income from discontinued operations, net of tax benefit (provision) of \$11, \$(109) and \$(82)	11	120	114
Net income	\$ 319	\$ 302	\$ 168
Basic income per share (1):			
Continuing operations.....	\$ 1.86	\$ 1.08	\$ 0.39
Discontinued operations, net.....	0.07	0.71	0.81
Net income per share	\$ 1.92	\$ 1.80	\$ 1.20
Diluted income per share (1):			
Continuing operations.....	\$ 1.84	\$ 1.08	\$ 0.39
Discontinued operations, net.....	0.07	0.71	0.81
Net income per share	\$ 1.91	\$ 1.79	\$ 1.20
Basic weighted average shares outstanding	166	168	140
Diluted weighted average shares outstanding	167	169	140
Cash dividends declared per share (See Note 13)	\$ 0.20	\$ —	\$ —

(1) Due to the effect of rounding, the sum of the individual per share amounts may not equal the total shown.

See accompanying notes to consolidated financial statements.

KBR, Inc.
Consolidated Balance Sheets
(In millions except share data)

	December 31	
	2008	2007
Assets		
Current assets:		
Cash and equivalents	\$ 1,145	\$ 1,861
Receivables:		
Notes and accounts receivable (less allowance for bad debts of \$19 and \$23)	1,312	927
Unbilled receivables on uncompleted contracts	835	820
Total receivables	2,147	1,747
Deferred income taxes	107	165
Other current assets	743	282
Current assets related to discontinued operations	—	1
Total current assets	4,142	4,056
Property, plant, and equipment, net of accumulated depreciation of \$224 and \$227	245	220
Goodwill	694	251
Intangible assets, net	73	15
Equity in and advances to related companies	185	294
Noncurrent deferred income taxes	167	139
Unbilled receivables on uncompleted contracts	134	196
Other assets	244	32
Total assets	\$ 5,884	\$ 5,203
Liabilities, Minority Interest and Shareholders' Equity		
Current liabilities:		
Accounts payable	\$ 1,387	\$ 1,117
Due to former parent, net	54	16
Advance billings on uncompleted contracts	519	794
Reserve for estimated losses on uncompleted contracts	76	117
Employee compensation and benefits	320	316
Other current liabilities	680	262
Current liabilities related to discontinued operations, net	7	1
Total current liabilities	3,043	2,623
Noncurrent employee compensation and benefits	403	79
Other noncurrent liabilities	333	151
Noncurrent income tax payable	34	78
Noncurrent deferred tax liability	37	37
Total liabilities	3,850	2,968
Minority interest in consolidated subsidiaries	(18)	(32)
Shareholders' equity and accumulated other comprehensive loss:		
Preferred stock, \$0.001 par value, 50,000,000 shares authorized, 0 shares issued and outstanding ..	—	—
Common stock, \$0.001 par value, 300,000,000 shares authorized, 170,125,715 issued and 169,709,601 issued and outstanding	—	—
Paid-in capital in excess of par	2,091	2,070
Accumulated other comprehensive loss	(439)	(122)
Retained earnings	596	319
Treasury stock, 8,400,000 shares and zero shares, at cost	(196)	—
Total shareholders' equity and accumulated other comprehensive loss	2,052	2,267
Total liabilities, minority interest and shareholders' equity and accumulated other comprehensive loss	\$ 5,884	\$ 5,203

See accompanying notes to consolidated financial statements.

KBR, Inc.

Consolidated Statements of Shareholders' Equity and Comprehensive Income
(In millions)

	December 31		
	2008	2007	2006
Balance at January 1,	\$ 2,267	\$ 1,794	\$ 1,256
Net proceeds from initial public offering.....	—	—	511
Stock-based compensation.....	16	11	17
Intercompany stock-based compensation.....	—	1	(16)
Contributions from parent and other activities.....	—	—	15
Adoption of FIN No. 48	—	(10)	—
Adoption of FSP No. AUG AIR-1	—	—	7
Adoption of SFAS No. 158	—	—	(152)
FAS 158 re-measurement date change.....	(1)	—	—
Common stock issued upon exercise of stock options	3	6	—
Tax benefit related to stock-based plans	2	11	—
Intercompany settlement of taxes	—	(17)	(1)
Dividends declared to shareholder's.....	(41)	—	—
Repurchases of common stock.....	(196)	—	—
Comprehensive income:			
Net income.....	319	302	168
Other comprehensive income (loss), net of tax (provision):			
Cumulative translation adjustments.....	(107)	(5)	31
Pension liability adjustments, net of taxes of \$(85), \$116 and \$(24).....	(209)	176	(57)
Other comprehensive gains (losses) on derivatives:			
Unrealized gains (losses) on derivatives.....	(1)	1	19
Reclassification adjustments to net income (loss)	(1)	(4)	1
Income tax benefit (provision) on derivatives	1	1	(5)
Total comprehensive income	<u>2</u>	<u>471</u>	<u>157</u>
Balance at December 31,	<u>\$ 2,052</u>	<u>\$ 2,267</u>	<u>\$ 1,794</u>

See accompanying notes to consolidated financial statements.

KBR, Inc.
Consolidated Statements of Cash Flows (In millions)

	Years ended December 31		
	2008	2007	2006
Cash flows from operating activities:			
Net income	\$ 319	\$ 302	\$ 168
Adjustments to reconcile net income to net cash provided by (used in) operating activities:			
Depreciation and amortization	49	41	47
Equity in earnings of unconsolidated affiliates	(88)	(103)	(77)
Deferred income taxes	88	(27)	12
Gain on sale of assets	—	(216)	(126)
Impairment of equity method investments	—	—	68
Other	76	61	48
Changes in operating assets and liabilities:			
Receivables	(124)	(143)	281
Unbilled receivables on uncompleted contracts	(45)	264	232
Accounts payable	214	(92)	(187)
Advance billings on uncompleted contracts	(315)	11	209
Accrued employee compensation and benefits	(40)	57	19
Reserve for loss on uncompleted contracts	(41)	(62)	140
Collection (repayment) of advances from (to) unconsolidated affiliates, net	68	(35)	(16)
Distributions of earnings from unconsolidated affiliates	121	131	52
Other assets	(149)	(29)	(38)
Other liabilities	(9)	88	99
Total cash flows provided by operating activities	124	248	931
Cash flows from investing activities:			
Capital expenditures	(37)	(43)	(57)
Sales of property, plant and equipment	7	3	6
Acquisition of businesses, net of cash acquired	(526)	—	—
Dispositions of businesses, net of cash	—	334	276
Other investing activities	—	(1)	—
Total cash flows provided by investing activities	(556)	293	225
Cash flows from financing activities:			
Payments to Halliburton, net	—	(120)	(629)
Net repayments of short-term borrowings	—	—	(2)
Proceeds from long-term borrowings	—	—	8
Payments on long-term borrowings	—	(7)	(25)
Payments to reacquire common stock	(196)	—	—
Net proceeds from issuance of stock	3	6	512
Excess tax benefits from stock-based compensation	2	6	—
Payments of dividends to shareholders	(25)	—	—
Payments of dividends to minority shareholders	(28)	(35)	(3)
Total cash flows used in financing activities	(244)	(150)	(139)
Effect of exchange rate changes on cash	(40)	9	50
Increase in cash and equivalents	(716)	400	1,067
Cash and equivalents at beginning of period	1,861	1,461	394
Cash and equivalents at end of period	\$ 1,145	\$ 1,861	\$ 1,461
Supplemental disclosure of cash flow information:			
Cash payments for interest paid to third party	\$ 5	\$ 4	\$ 11
Cash payments for income taxes	\$ 200	\$ 229	\$ 57
Noncash operating activities			
Indemnification receivables	\$ 559	\$ —	\$ —
Government obligations	\$ 579	\$ —	\$ —
Noncash financing activities			
Contribution from parent and other activities	\$ —	\$ —	\$ 15

See accompanying notes to consolidated financial statements.

KBR, Inc.

Notes to Consolidated Financial Statements

Note 1. Description of Business and Basis of Presentation

KBR, Inc. and its subsidiaries (collectively, KBR) is a global engineering, construction and services company supporting the energy, petrochemicals, government services, industrial and civil infrastructure sectors. We offer a wide range of services through six business units; Government and Infrastructure (“G&I”), Upstream, Services, Downstream, Technology and Ventures. See Note 7 for financial information about our reportable business segments.

KBR, Inc., a Delaware corporation, was formed on March 21, 2006 as an indirect, wholly owned subsidiary of Halliburton. KBR, Inc. was formed to own and operate KBR Holdings, LLC (“KBR Holdings”). At inception, KBR, Inc. issued 1,000 shares of common stock for \$1 to Halliburton. On October 27, 2006, KBR effected a 135,627-for-one split of its common stock. In connection with the stock split, the certificate of incorporation was amended and restated to increase the number of authorized shares of common stock from 1,000 to 300,000,000 and to authorize 50,000,000 shares of preferred stock with a par value of \$0.001 per share. All share data of the company has been adjusted to reflect the stock split.

In November 2006, KBR, Inc. completed an initial public offering of 32,016,000 shares of its common stock (the “Offering”) at \$17.00 per share. The Company received net proceeds of \$511 million from the Offering after underwriting discounts and commissions. Halliburton retained all of the KBR shares owned prior to the Offering and, as a result of the Offering, its 135,627,000 shares of our common stock represented 81% of the outstanding common stock of KBR, Inc. after the Offering. Simultaneous with the Offering, Halliburton contributed 100% of the common stock of KBR Holdings to KBR, Inc. KBR, Inc. had no operations from the date of its formation to the date of the contribution of KBR Holdings. See Note 17 for a discussion related to our transactions with our former parent.

On February 26, 2007, Halliburton’s board of directors approved a plan under which Halliburton would dispose of its remaining interest in KBR through a tax-free exchange with Halliburton’s stockholders pursuant to an exchange offer. On April 5, 2007, Halliburton completed the separation of KBR by exchanging the 135,627,000 shares of KBR owned by Halliburton for publicly held shares of Halliburton common stock pursuant to the terms of the exchange offer (the “Exchange Offer”) commenced by Halliburton on March 2, 2007.

Our consolidated financial statements include the accounts of majority-owned, controlled subsidiaries and variable interest entities where we are the primary beneficiary (see Note 16). The equity method is used to account for investments in affiliates in which we have the ability to exert significant influence over the affiliates’ operating and financial policies. The cost method is used when we do not have the ability to exert significant influence. All material intercompany accounts and transactions are eliminated.

Our revenue includes both equity in the earnings of unconsolidated affiliates as well as revenue from the sales of services into the joint ventures. We often participate on larger projects as a joint venture partner and also provide services to the venture as a subcontractor. The amount included in our revenue represents total project revenue, including equity in the earnings from joint ventures impairments of equity investments in joint ventures, if any, and revenue from services provided to joint ventures.

Our consolidated financial statements reflect all costs of doing business, including certain costs incurred by Halliburton on KBR’s behalf. Such costs have been charged to KBR in accordance with Staff Accounting Bulletin (“SAB”) No. 55, “Allocation of Expenses and Related Disclosure in Financial Statements of Subsidiaries, Divisions or Lesser Business Components of Another Entity.”

Note 2. Significant Accounting Policies

Use of estimates

Our financial statements are prepared in conformity with accounting principles generally accepted in the United States, requiring us to make estimates and assumptions that affect the reported amounts of assets, liabilities, revenues and expenses, and the disclosure of contingent assets and liabilities. Ultimate results could differ from those estimates.

Engineering and construction contracts. Revenue from contracts to provide construction, engineering, design, or similar services is reported on the percentage-of-completion method of accounting. Progress is generally based upon physical progress, man-hours, or costs incurred, depending on the type of job. Physical progress is determined as a combination of input and output measures as deemed appropriate by the circumstances. All known or anticipated losses on contracts are provided for when they become evident. Claims and change orders that are in the process of being negotiated with customers for extra work or changes in the scope of work are included in contract value when collection is deemed probable. Our contracts often require us to pay liquidated damages should we not meet certain performance requirements, including completion of the project in accordance with a scheduled time. We include an estimate of liquidated damages in contract costs when it is deemed probable that they will be paid.

Accounting for government contracts. Most of the services provided to the United States government are governed by cost-reimbursable contracts. Services under our LogCAP, RIO, PCO Oil South, and Balkans support contracts are examples of these types of arrangements. Generally, these contracts contain both a base fee (a fixed profit percentage applied to our actual costs to complete the work) and an award fee (a variable profit percentage applied to definitized costs, which is subject to our customer's discretion and tied to the specific performance measures defined in the contract, such as adherence to schedule, health and safety, quality of work, responsiveness, cost performance and business management).

Revenue is recorded at the time services are performed, and such revenues include base fees, actual direct project costs incurred and an allocation of indirect costs. Indirect costs are applied using rates approved by our government customers. The general, administrative, and overhead cost reimbursement rates are estimated periodically in accordance with government contract accounting regulations and may change based on actual costs incurred or based upon the volume of work performed. Revenue is reduced for our estimate of costs that either are in dispute with our customer or have been identified as potentially unallowable per the terms of the contract or the federal acquisition regulations.

Our award fees on the LogCAP III contract are recognized based on our estimate of the amounts to be awarded. Once task orders underlying the work are definitized and award fees are granted, we adjust our estimate of award fees to the actual amounts earned. In 2007, we reduced our award fee accrual rate on the LogCAP III contract from 84% to 80% as a result of award fee scores received in that year resulting in a charge of approximately \$2 million in 2007. In 2008, based up the self evaluations of our performance, we reduced our award fee accrual rate on this project from 80% to 72% for the performance period beginning in April 2008, resulting in a charge of approximately \$5 million in the fourth quarter of 2008. As of December 31, 2008, we have recognized approximately \$65 million in unbilled receivables as our estimate of award fees earned since the April 2008 performance period. If our next award fee letter has performance scores and award rates higher or lower than our historical rates, our accrual will be adjusted accordingly.

For contracts containing multiple deliverables entered into subsequent to June 30, 2003, we analyze each activity within the contract to ensure that we adhere to the separation guidelines of Emerging Issues Task Force Issue ("EITF") No. 00-21, "Revenue Arrangements with Multiple Deliverables," and the revenue recognition guidelines of SAB No. 104, "Revenue Recognition." For service-only contracts, and service elements of multiple deliverable arrangements, award fees are recognized only when definitized and awarded by the customer. Award fees on government construction contracts are recognized during the term of the contract based on our estimate of the amount of fees to be awarded.

Accounting for pre-contract costs

Pre-contract costs incurred in anticipation of a specific contract award are deferred only if the costs can be directly associated with a specific anticipated contract and their recoverability from that contract is probable. Pre-contract costs related to unsuccessful bids are written off no later than the period we are informed that we are not awarded the specific contract. Costs related to one-time activities such as introducing a new product or service, conducting business in a new territory, conducting business with a new class of customer, or commencing new operations are expensed when incurred.

Legal expenses

We expense legal costs in the period in which such costs are incurred.

Cash and equivalents

We consider all highly liquid investments with an original maturity of three months or less to be cash equivalents. Cash and equivalents include cash from advanced payments related to contracts in progress held by our joint ventures that we

consolidate for accounting purposes. The use of these cash balances are limited to the joint venture activities and are not available for other projects, general cash needs or distribution to us without approval of the board of directors of the respective joint ventures. At December 31, 2008 and 2007, cash and equivalents included approximately \$175 million and \$483 million, respectively, in cash from advanced payments held by our joint ventures that we consolidate for accounting purposes. In addition, cash and equivalents includes \$179 million and \$213 million as of December 31, 2008 and 2007, respectively, from advanced payments related to a contract in progress that was approximately 37% complete at December 31, 2008. We expect to use the cash and equivalents advanced on this project to pay project costs.

Allowance for bad debts

We establish an allowance for bad debts through a review of several factors including historical collection experience, current aging status of the customer accounts, financial condition of our customers, and whether the receivables involve retentions.

Goodwill and other intangibles

We operate our business through six business units which are also our operating segments as defined by FASB No. 131 *Disclosures about Segments of an Enterprise and Related Information*. These operating segments form the basis for our reporting units used in our goodwill impairment testing. These reporting units include the Upstream, Downstream, Services, Government & Infrastructure, Technology, and Ventures business units. Additionally, we identified an additional reporting unit related to a small staffing business acquired in the acquisition of BE&K.

We test the reporting unit goodwill for impairment on an annual basis, and more frequently when negative conditions or other triggering events arise, such as when significant current or projected operating losses exist or are forecasted. The annual impairment test for goodwill is a two-step process that involves comparing the estimated fair value of each reporting unit to the reporting unit's carrying value, including goodwill. If the fair value of a reporting unit exceeds its carrying amount, the goodwill of the reporting unit is not considered impaired; therefore, the second step of the impairment test is unnecessary. If the carrying amount of a reporting unit exceeds its fair value, we perform the second step of the goodwill impairment test to measure the amount of impairment loss to be recorded, as necessary.

The fair values of reporting units in 2008 were determined using two methods, one based on market earnings multiples of peer companies for each reporting unit, and the other based on discounted cash flow models with estimated cash flows based on internal forecasts of revenues and expenses. We believe these two approaches are appropriate valuation techniques and we generally weight the two values equally as an estimate of reporting unit fair value for the purposes of our impairment testing. However, we may weigh one value more heavily than the other when conditions merit doing so. For example, in instances when historic results are believed to be higher than forecast results, we weigh the discounted cash flow method more heavily than our historic earnings method. The earnings multiples for the first method ranged between 7.4 times and 9.0 times. The second method used market-based discount rates ranging from 8.8 percent to 13.5 percent. The fair value derived from the weighting of these two methods provided appropriate valuations that, in aggregate, reasonably reconciled to our market capitalization, taking into account observable control premiums. Therefore, we used the valuations in evaluating goodwill for possible impairment and noted that none of our goodwill was impaired. Subsequent to our September 30, 2008 annual goodwill impairment testing we monitored the changes in our business and other factors that could represent indicators of impairment. No such indicators of impairment were noted. Although our traded stock price declined significantly during 2008, and for a brief period traded at levels below our book value, these declines did not produce an indication that our goodwill was impaired. Our annual impairment tests resulted in no goodwill or intangible asset impairment in fiscal 2008, 2007 or 2006. See Note 7 for further discussion of our reportable operating segments and related goodwill.

Net intangible assets totaled \$73 million at December 31, 2008 and \$15 million at December 31, 2007. Net intangible assets increase by approximately \$58 million in 2008 as a result of the acquisitions of BE&K, TGI, Catalyst and Wabi as further discussed in Note 4 to the consolidated financial statements. Intangibles assets not subject to amortization totaled \$10 million at December 31, 2008 and 2007. Gross other intangibles totaled \$106 million at December 31, 2008 and \$39 million at December 31, 2007. Other intangibles are amortized over their estimated useful lives of up to 15 years. Related accumulated amortization was \$43 million and \$34 million at December 31, 2008 and 2007, respectively. Other intangible amortization expense was \$11 million for the year ended December 31, 2008 and \$3 million for the years ended December 31, 2007 and 2006. Amortization expense is estimated to be approximately \$15 million in 2009, \$13 million in 2010, \$11 million in 2011, \$5 million in 2012, \$4 million for 2013 and \$15 million thereafter.

Evaluating impairment of long-lived assets

When events or changes in circumstances indicate that long-lived assets other than goodwill may be impaired, an evaluation is performed. For an asset classified as held for use, the estimated future undiscounted cash flow associated with the asset are compared to the asset's carrying amount to determine if a write-down to fair value is required. When an asset is classified as held for sale, the asset's book value is evaluated and adjusted to the lower of its carrying amount or fair value less cost to sell. In addition, depreciation or amortization is ceased while it is classified as held for sale.

Impairment of equity method investments

KBR evaluates its equity method investment for impairment when events or changes in circumstances indicate, in management's judgment, that the carrying value of such investment may have experienced an other-than-temporary decline in value. When evidence of loss in value has occurred, management compares the estimated fair value of the investment to the carrying value of the investment to determine whether an impairment has occurred. Management assesses the fair value of its equity method investment using commonly accepted techniques, and may use more than one method, including, but not limited to, recent third party comparable sales, internally developed discounted cash flow analysis and analysis from outside advisors. If the estimated fair value is less than the carrying value and management considers the decline in value to be other than temporary, the excess of the carrying value over the estimated fair value is recognized in the financial statements as an impairment.

Income taxes

For the period prior to the separation from Halliburton, income tax expense for KBR was calculated on a pro rata basis. Under this method, income tax expense was determined based on KBR operations and its contributions to income tax expense of the Halliburton consolidated group. For the period post separation from Halliburton, income tax expense is calculated solely on KBR's standalone operations.

KBR was included in the consolidated U.S. federal income tax return of Halliburton up through the date of separation. Additionally, KBR's U.K.-based subsidiaries and divisions were members of a U.K. tax group, which allowed the sharing of tax losses and other tax attributes among the KBR and Halliburton U.K.-based affiliates, up through the date of separation. As part of the separation, KBR and Halliburton entered into a tax sharing agreement, which generally provides that KBR will indemnify Halliburton for any additional taxes attributable to KBR's business for periods prior to the separation.

Deferred tax assets and liabilities are recognized for the expected future tax consequences of events that have been recognized in the financial statements or tax returns. A valuation allowance is provided for deferred tax assets if it is more likely than not that these items will not be realized.

In assessing the realizability of deferred tax assets, we consider whether it is more likely than not that some portion or all of the deferred tax assets will not be realized. The ultimate realization of deferred tax assets is dependent upon the generation of future taxable income during the periods in which those temporary differences become deductible. We consider the scheduled reversal of deferred tax liabilities, projected future taxable income and tax planning strategies in making this assessment. Based upon the level of historical taxable income and projections for future taxable income over the periods in which the deferred tax assets are deductible, we believe it is more likely than not that we will realize the benefits of these deductible differences, net of the existing valuation allowances.

Derivative instruments

At times, we enter into derivative financial transactions to hedge existing or projected exposures to changing foreign currency exchange rates. We do not enter into derivative transactions for speculative or trading purposes. We recognize all derivatives on the balance sheet at fair value. Derivatives that are not accounted for as hedges under Statement of Financial Accounting Standard ("SFAS") No. 133 "Accounting for Derivative Instruments and Hedging Activities" are adjusted to fair value and such changes are reflected through the results of operations. If the derivative is designated as a hedge, depending on the nature of the hedge, changes in the fair value of derivatives are either offset against the change in fair value of the hedged assets, liabilities or firm commitments through earnings or recognized in other comprehensive income until the hedged item is recognized in earnings.

The ineffective portion of a derivative's change in fair value is recognized in earnings. Recognized gains or losses on derivatives entered into to manage foreign exchange risk are included in foreign currency gains and losses in the consolidated

statements of income.

Concentration of credit risk

Revenue from the United States government, which was derived almost entirely from our G&I business unit, totaled \$6.2 billion, or 53% of consolidated revenue, in 2008, \$5.4 billion, or 62% of consolidated revenue, in 2007, and \$5.8 billion, or 66% of consolidated revenue, in 2006. No other customers represented 10% or more of consolidated revenues in any of the periods presented.

Our receivables are generally not collateralized. At December 31, 2008, 45% of our total receivables were related to our United States government contracts. At December 31, 2007, 64% of our total receivables were related to our United States government contracts.

Minority Interest

Minority interest in consolidated subsidiaries in our consolidated balance sheets principally represents minority shareholders' proportionate share of the equity in our consolidated subsidiaries. Minority interest in consolidated subsidiaries is adjusted each period to reflect the minority shareholders' allocation of income, or the absorption of losses by minority shareholders on certain majority-owned, controlled investments where the minority shareholders are obligated to fund the balance of their share of these losses.

Foreign currency translation

Our foreign entities for which the functional currency is the United States dollar translate monetary assets and liabilities at year-end exchange rates, and non-monetary items are translated at historical rates. Income and expense accounts are translated at the average rates in effect during the year, except for depreciation and expenses associated with non-monetary balance sheet accounts which are translated at historical rates. Foreign currency transaction gains or losses are recognized in income in the year of occurrence. Our foreign entities for which the functional currency is not the United States dollar translate net assets at year-end rates and income and expense accounts at average exchange rates. Adjustments resulting from these translations are reflected in accumulated other comprehensive income in member's equity.

Stock-based compensation

Effective January 1, 2006, we adopted the fair value recognition provisions of Financial Accounting Standards Board ("FASB") Statement of Financial Accounting Standard No. 123 (revised 2004), "Share Based Payment ("SFAS No. 123(R)"), using the modified prospective application. Accordingly, compensation expense is recognized for all newly granted awards and awards modified, repurchased, or cancelled after January 1, 2006 based on their fair values. Compensation cost for the unvested portion of awards that were outstanding as of January 1, 2006 is recognized ratably over the remaining vesting period based on the fair value at date of grant. Also, beginning with the January 1, 2006 purchase period, compensation expense for Halliburton's ESPP was being recognized. The cumulative effect of this change in accounting principle related to stock-based awards was immaterial. Prior to January 1, 2006, we accounted for these plans under the recognition and measurement provisions of APB Opinion No. 25, "Accounting for Stock Issued to Employees," and related interpretations. Under APB Opinion No. 25, no compensation expense was recognized for stock options or the ESPP. Compensation expense was recognized for restricted stock awards.

Total stock-based compensation expense, net of related tax effects, was \$10 million in 2008, \$7 million in 2007, and \$11 million in 2006. Total income tax benefit recognized in net income for stock-based compensation arrangements was \$5 million in 2008, \$4 million in 2007, and \$6 million in 2006. Incremental compensation cost resulting from modifications of previously granted stock-based awards which allowed certain employees to retain their awards after leaving the company, was less than \$1 million in 2008 and 2007, and \$6 million in 2006. In 2007, we also recognized less than \$1 million in incremental compensation cost from modifications of previously granted stock-awards due to the conversion of Halliburton stock options and restricted stock awards granted to KBR employees to KBR awards of stock options and restricted stock, after our separation from Halliburton on April 5, 2007. Effective upon our complete separation from Halliburton, the Halliburton ESPP plan was terminated to KBR employees. Halliburton shares previously purchased under the ESPP plan remained Halliburton common stock and did not convert to KBR common stock at the date of separation. See Note 17 for details related to transactions with our former parent.

SFAS No. 123(R) requires the benefits of tax deductions in excess of the compensation cost recognized for those options (excess tax benefits) to be classified as financing cash flows. Excess tax benefits realized from the exercise of stock-based compensation awards was \$2 million for 2008 and \$6 million for 2007. The exercise of stock-based compensation awards resulted in a tax benefit to us of \$3 million in 2008 and \$6 million in 2007, which has been recognized as paid-in capital in excess of par.

Stock Options

No KBR stock options were granted in 2008 or 2007. For KBR stock options granted in 2006, the fair value of options at the date of grant was estimated using the Black-Scholes Merton option pricing model. The expected volatility of KBR options granted in 2006 is based upon a blended rate that uses the historical and implied volatility of common stock for selected peers. The expected term of Halliburton stock options in 2005 is based upon historical observation of actual time elapsed between date of grant and exercise of options for all employees. The expected term of KBR options granted in 2006 is based upon the average of the life of the option and the vesting period of the option. The simplified estimate of expected term is utilized as we lack sufficient history to estimate an expected term for KBR options. The assumptions and resulting fair values of options granted were as follows:

	Years ended December 31		
	2008	2007	2006
KBR Options			
Expected term (in years)	N/A	N/A	6.00
Expected volatility	N/A	N/A	35%
Expected dividend yield	N/A	N/A	0%
Risk-free interest rate.....	N/A	N/A	4.6%
Weighted average grant-date fair value per share.....	N/A	N/A	\$ 9.34

Conversion of shares from Halliburton common stock awards to KBR common stock awards

Upon our separation from Halliburton, our Transitional Stock Adjustment Plan provided for the conversion of stock options and restricted stock awards (with restrictions that have not yet lapsed as of the final separation date) granted to KBR employees under Halliburton's 1993 Stock and Incentive Plan to stock options and restricted stock awards covering KBR common stock. On April 5, 2007, immediately after our separation from Halliburton, the conversion of such stock options and restricted stock awards occurred. A total of 1,217,095 Halliburton stock options and 612,857 Halliburton restricted stock awards were converted into 1,966,061 KBR stock options with a weighted average exercise price per share of \$9.35 and 990,080 restricted stock awards with a weighted average grant-date fair value per share of \$11.01. The conversion of such stock options and restricted stock was accounted for as a modification in accordance with SFAS No. 123(R) and resulted in an incremental charge to expense of less than \$1 million, recognized in 2007, representing the change in fair value of the converted awards from Halliburton stock options and restricted stock awards to KBR stock options and restricted stock awards. See Note 14 for information regarding stock incentive plans.

In accordance with SFAS 123(R), in the event of an option modification, the terms or conditions of an equity award shall be treated as an exchange of the original award for a new award, and both awards are remeasured based on the share price and other pertinent factors at the modification date. The fair value of each option was estimated based on the date of grant using the Black-Scholes Merton option pricing model. The following assumptions were used in estimating the fair value of the Halliburton stock options exchanged for KBR stock options for KBR employees at the date of modification:

Halliburton Options

Expected term (in years).....	0.25 – 4.5
Expected volatility range	21.06 – 30.63%
Expected dividend yield.....	0.96%
Risk-free interest rate.....	4.5 – 5.07%

KBR Options

Expected term (in years).....	0.25 – 5.5
Expected volatility range.....	29.03 – 37.43%
Expected dividend yield.....	0.00%
Risk-free interest rate	4.5 – 5.07%

The expected term of Halliburton options is based on the historical exercise data of Halliburton and KBR employees and the various original grant dates. Volatility is based on the historical and implied volatility of Halliburton common stock. Expected dividend yield is based on cash dividends paid by Halliburton in 2006 divided by the closing share price at December 31, 2006. The expected term of KBR options is based upon the average of the life of the option and the vesting period of the option. The simplified estimate of expected term is utilized as we lack sufficient history to estimate an expected term for KBR options. Volatility for KBR options is based upon a blended rate that uses the historical and implied volatility of common stock for KBR and selected peers. The risk-free interest rate applied to both Halliburton and KBR options is based on the U.S. Treasury yield curve in effect at the date of modification.

The conversion ratio for restricted stock was calculated under the Transitional Stock Adjustment Plan (refer to Note 14) and was based on comparative KBR and Halliburton share prices. The conversion ratio was based upon the volume weighted average stock price of KBR and Halliburton shares for a three-day average.

Halliburton ESPP Plan

The fair value of Halliburton's ESPP shares for 2006 was estimated using the Black-Scholes Merton option pricing model. No shares were purchased by KBR employees in 2008 or 2007 under the Halliburton ESPP plan and therefore, no stock-based compensation expense was recorded in 2008 or 2007. The expected volatility is a one-year historical volatility of Halliburton common stock. There are no assumptions and resulting fair values of options granted for 2008 and 2007. The assumptions and resulting fair values of options granted for 2006 were as follows:

	Offering Period July 1 to December 31 2006
Expected term (in years).....	0.5
Expected volatility.....	37.77%
Expected dividend yield.....	0.80%
Risk-free interest rate	5.29%
Weighted average grant-date fair value per share.....	\$ 9.32
	Offering Period July 1 to June 30 2006
Expected term (in years).....	0.5
Expected volatility.....	35.65%
Expected dividend yield.....	0.75%
Risk-free interest rate	4.38%
Weighted average grant-date fair value per share.....	\$ 7.91

Performance Award Units

In 2008 we granted 24,325,249 performance based award units ("Performance Awards") with a performance period from July 1, 2008 to December 31, 2010. In 2007 we granted 24,549,000 performance based award units ("Performance Awards") with a performance period from July 1, 2007 to December 31, 2009. Performance is based 50% on Total Shareholder Return ("TSR"), as compared to our peer group and 50% on KBR's Return on Capital ("ROC"). The performance award units may only be paid in cash. In accordance with the provisions of SFAS No. 123(R), the TSR portion of the performance award units are classified as liability awards and remeasured at the end of each reporting period at fair value until settlement. The fair value approach uses the Monte Carlo valuation method which analyzes the companies comprising KBR's peer group, considering volatility, interest rate, stock beta and TSR through the grant date. The ROC calculation is based on the company's weighted average net income from continuing operations plus (interest expense x (1-effective tax rate)), divided by average

monthly capital from continuing operations. The ROC portion of the Performance Award is also classified as a liability award and remeasured at the end of each reporting period based on our estimate of the amount to be paid at the end of the vesting period.

Cost for the Performance Awards is accrued over the requisite service period. For the years ended December 31, 2008 and 2007 we recognized \$16 million and \$5 million, respectively, in expense for the Performance Awards. The expense associated with these options is included in cost of services and general and administrative expense in our consolidated statements of income. The liability awards are included in “Employee compensation and benefits” on the consolidated balance sheet at December 31, 2008 and 2007 in the amounts of \$21 million and \$5 million, respectively. See Note 14 for further detail on stock incentive plans.

Note 3. Income per Share

Basic income per share is based upon the weighted average number of common shares outstanding during the period. Dilutive income per share includes additional common shares that would have been outstanding if potential common shares with a dilutive effect had been issued, using the treasury stock method. A reconciliation of the number of shares used for the basic and diluted income per share calculations is as follows:

<i>Millions of Shares</i>	2008	2007	2006
Basic weighted average common shares outstanding	166	168	140
Stock options and restricted shares	1	1	—
Diluted weighted average common shares outstanding	167	169	140

No adjustments to net income were made in calculating diluted earnings per share for the fiscal years 2008, 2007 and 2006.

Note 4. Acquisitions

BE&K, Inc. On July 1, 2008, we acquired 100% of the outstanding common shares of BE&K, Inc., (“BE&K”) a privately held, Birmingham, Alabama-based engineering, construction and maintenance services company. The acquisition of BE&K enhances our ability to provide contractor and maintenance services in North America. The agreed-upon purchase price was \$550 million in cash subject to certain indemnifications and stockholder’s equity adjustments as defined in the stock purchase agreement. BE&K and its acquired divisions have been integrated into our Services, Downstream and Government & Infrastructure business units based upon the nature of the underlying projects acquired. As a result of the acquisition, the condensed consolidated statements of income for December 31, 2008, include the results of operations of BE&K since the date of acquisition.

In accordance with Statement of Financial Accounting Standards No. 141, “Business Combinations”, (“FAS 141”), the acquisition was accounted for using the purchase method. For accounting purposes, the purchase consideration paid was approximately \$559 million, which included \$550 million in cash paid at closing and \$7 million in cash paid related to stockholder’s equity based purchase price adjustments, and \$2 million of direct transaction costs. We conducted an external valuation of certain acquired assets for inclusion in our balance sheet at the date of acquisition. Long-lived assets such as property, plant and equipment largely reflect a value of replacing the assets, which takes into account changes in technology, usage, and relative obsolescence and depreciation of the assets. In addition, assets that would not normally be recorded in ordinary operations (i.e., customer relationships and other intangibles) were recorded at their estimated fair values. The excess of preliminary purchase price over the estimated fair values of the net assets acquired was recorded as goodwill.

The following is a condensed balance sheet reflecting our allocation of the purchase price to the fair value of the major assets acquired and liabilities assumed at the date of acquisition which has been adjusted to reflect the agreed upon stockholder's equity and final asset valuation adjustments. Adjustments primarily related to the estimates used in the opening balance sheet valuation for certain intangibles, accounts receivables, accounts payables and other assets and liabilities, as well as the settlement of escrow obligations.

Allocation of purchase price:		
<i>(In millions)</i>		Adjusted Balance
Net tangible assets acquired:		
Cash and equivalents	\$	66
Notes and accounts receivable.....		313
Other current assets		60
Property, plant, and equipment, net.....		55
Other assets		20
Accounts payable and advanced billings		(257)
Deferred tax liabilities		(18)
Other current liabilities		(105)
Other noncurrent liabilities		(67)
Minority interest in unconsolidated subsidiaries.....		(3)
Total net tangible assets		64
Identifiable intangible assets:		
Customer relationships and backlog		48
Tradenames		12
Other		1
Total amount allocated to identifiable intangible assets		61
Goodwill.....		434
Total purchase price.....	\$	559

Goodwill has been allocated among our business segments with \$367 million in Services, \$61 million in Other and \$6 million in our Government & Infrastructure segments. The acquired intangible assets consist primarily of customer relationships and backlog which are amortized over their estimated remaining life. The customer relationships and backlog acquired, with a value of approximately \$48 million, have a weighted average useful life of approximately 6 years. Tradenames and other intangible assets subject to amortization have a weighted average useful life of 3 years.

The following pro forma information presents the Company's revenues, net income and earnings per share as if the BE&K acquisition had occurred on the first day of the years presented below.

<i>Millions of dollars</i>	Twelve Months Ended December 31,	
	2008	2007
Total revenue.....	\$ 12,462	\$ 10,759
Income from continuing operations (1).....	\$ 300	\$ 197
Discontinued operations (2)	25	115
Net income.....	\$ 325	\$ 312
Basic income per share.....	\$ 1.96	\$ 1.86
Diluted income per share	\$ 1.95	\$ 1.85

- (1) The pro forma income from continuing operations for the year ended December 31, 2008 and 2007 include approximately \$6 and \$12 million, respectively, of incremental depreciation and amortization, net of the related tax effects. The pro forma income from continuing operations for the year ended December 31, 2008 included approximately \$17 million in incremental non-recurring stock-based and other compensation expenses and approximately \$9 million of seller-incurred transaction fees and expenses, both net of the

applicable tax, and were incurred in contemplation of sale to KBR.

- (2) Pro forma discontinued operations for the year ended December 31, 2008 includes the sale of certain business units by BE&K prior to our acquisition of BE&K.

The pro forma supplemental information is not necessarily indicative of actual results had the acquisition occurred on the first day of the respective period, nor is it necessarily indicative of future results. The pro forma supplemental information does not reflect potential synergies, integration costs, or other such costs or savings.

Turnaround Group of Texas, Inc. In April 2008, we acquired 100% of the outstanding common stock of Turnaround Group of Texas, Inc. ("TGI"). TGI is a Houston-based turnaround management and consulting company that specializes in the planning and execution of turnarounds and outages in the petrochemical, power, and pulp & paper industries. The total purchase consideration for this stock purchase transaction was approximately \$7 million. As a result of the acquisition, we recognized goodwill of \$5 million and other intangible assets of \$2 million. Beginning in April 2008, TGI's results of operations are included in our Services business unit.

Catalyst Interactive. In April 2008, we acquired 100% of the outstanding common stock of Catalyst Interactive, an Australian e-learning and training solution provider that specializes in the defense, government and industry training sectors. The total purchase consideration for this stock purchase transaction was approximately \$5 million. As a result of the acquisition, we recognized goodwill of approximately \$3 million and other intangible assets of approximately \$2 million. Beginning in April 2008, Catalyst Interactive's results of operations are included in our Government & Infrastructure business unit.

Wabi Development Corporation. In October 2008, we acquired 100% of the outstanding common stock of Wabi Development Corporation ("Wabi") for approximately \$20 million in cash. As a result of the acquisition, we recognized goodwill of \$3 million and other intangible assets of \$5 million. Wabi is a privately held Canada-based general contractor, which provides services for the energy, forestry and mining industries. Wabi currently employs over 120 people, providing maintenance, fabrication, construction and construction management services to a variety of clients in Canada and Mexico. Wabi will be integrated into our Services business unit. The integration of Wabi into our Services business will provide additional growth opportunities for our heavy hydrocarbon, forestry, oil sand, general industrial and maintenance services business. We have not yet completed our allocation of the purchase price to the fair values of the acquired assets and liabilities.

Note 5. Percentage-of-Completion Contracts

Revenue from contracts to provide construction, engineering, design, or similar services is reported on the percentage-of-completion method of accounting using measurements of progress toward completion appropriate for the work performed. Commonly used measurements are physical progress, man-hours, and costs incurred.

Billing practices for these projects are governed by the contract terms of each project based upon costs incurred, achievement of milestones, or pre-agreed schedules. Billings do not necessarily correlate with revenue recognized using the percentage-of-completion method of accounting. Billings in excess of recognized revenue are recorded in "Advance billings on uncompleted contracts." When billings are less than recognized revenue, the difference is recorded in "Unbilled receivables on uncompleted contracts." With the exception of claims and change orders that are in the process of being negotiated with customers, unbilled receivables are usually billed during normal billing processes following achievement of the contractual requirements.

Recording of profits and losses on percentage-of-completion contracts requires an estimate of the total profit or loss over the life of each contract. This estimate requires consideration of contract value, change orders and claims reduced by costs incurred, and estimated costs to complete. Anticipated losses on contracts are recorded in full in the period they become evident. Except in a limited number of projects that have significant uncertainties in the estimation of costs, we do not delay income recognition until projects have reached a specified percentage of completion. Generally, profits are recorded from the commencement date of the contract based upon the total estimated contract profit multiplied by the current percentage complete for the contract.

When calculating the amount of total profit or loss on a percentage-of-completion contract, we include unapproved claims in total estimated contract value when the collection is deemed probable based upon the four criteria for recognizing unapproved claims under the American Institute of Certified Public Accountants ("AICPA") Statement of Position 81-1,

“Accounting for Performance of Construction-Type and Certain Production-Type Contracts.” Including unapproved claims in this calculation increases the operating income (or reduces the operating loss) that would otherwise be recorded without consideration of the probable unapproved claims. Probable unapproved claims are recorded to the extent of costs incurred and include no profit element. In all cases, the probable unapproved claims included in determining contract profit or loss are less than the actual claim that will be or has been presented to the customer.

When recording the revenue and the associated unbilled receivable for unapproved claims, we only accrue an amount equal to the costs incurred related to probable unapproved claims. The amounts of unapproved claims and change orders recorded as “Unbilled work on uncompleted contracts” or “Other assets” for each period are as follows:

Millions of dollars	Years ended December 31,	
	2008	2007
Probable unapproved claims.....	\$ 133	\$ 178
Probable unapproved change orders.....	5	4
Probable unapproved claims related to unconsolidated subsidiaries.....	33	36
Probable unapproved change orders related to unconsolidated subsidiaries .	5	15

As of December 31, 2008, the probable unapproved claims, including those from unconsolidated subsidiaries, related to three contracts, which are complete. See Note 10 for a discussion of U.S. government contract claims, which are not included in the table above.

Included in the table above are contracts with probable unapproved claims that will likely not be settled within one year totaling \$130 million and \$178 million at December 31, 2008 and 2007, respectively, which are reflected as a non-current asset in “Unbilled receivables on uncompleted contracts” on the condensed consolidated balance sheets. Other probable unapproved claims that we believe will be settled within one year, have been recorded as a current asset in “Unbilled receivables on uncompleted contracts” on the condensed consolidated balance sheets.

Escravos Project

In connection with our review of a consolidated 50%-owned GTL project in Escravos, Nigeria, during the second quarter of 2006, we identified increases in the overall cost to complete this four-plus year project, which resulted in our recording a \$148 million charge before minority interest and taxes during the second quarter of 2006. These cost increases were caused primarily by schedule delays related to civil unrest and security on the Escravos River, changes in the scope of the overall project, engineering and construction changes due to necessary front-end engineering design changes and increases in procurement cost due to project delays. The increased costs were identified as a result of our first check estimate process.

During the first half of 2007, we and our joint venture partner negotiated modifications to the contract terms and conditions resulting in an executed contract amendment in July 2007. The contract was amended to convert from a fixed price to a reimbursable contract whereby we will be paid our actual cost incurred less a credit that approximates the charge we identified in the second quarter of 2006. The unamortized balance of the charge is included as a component of the “Reserve for estimated losses on uncompleted contracts” in the accompanying condensed consolidated balance sheets. Also included in the amended contract are client determined incentives that may be earned over the remaining life of the contract. Under the terms of the amended contract, the first \$21 million of incentives earned over the remaining life of the contract are not payable to us. Since the contract was amended in July 2007, we have earned in the aggregate \$21 million in client determined incentives. Any future incentives will be recognized if and when they are earned. Our Advanced billings on uncompleted contracts included in our condensed consolidated balance sheets related to this project, was \$1 million at December 31, 2008 and \$236 million at December 31, 2007.

Skopje Embassy Project

In 2005, we were awarded a fixed-price contract to design and build a U.S. embassy in Skopje, Macedonia. As a result of a project estimate update and progress achieved on design drawings, we recorded a \$12 million loss in connection with this project during the fourth quarter of 2006. Subsequently, we recorded additional losses on this project of approximately \$27 million in 2007 and \$21 million in 2008, bringing our total estimated losses to \$60 million. These additional costs are a result of identifying increased costs of materials and the related costs of freight, installation and other costs. We could incur additional costs and losses on this project if our cost estimation processes identify new costs not previously included in our total estimated

costs or if our plans to make up lost schedule are not achieved.

PEMEX Arbitration

In 1997 and 1998 we entered into three contracts with PEMEX, the project owner, to build offshore platforms, pipelines and related structures in the Bay of Campeche offshore Mexico. The three contracts are known as EPC 1, EPC 22 and EPC 28, respectively. All three projects encountered significant schedule delays and increased costs due to problems with design work that was the contractual responsibility of PEMEX, late delivery and defects in equipment provided by PEMEX, increases in scope and other changes made by PEMEX. We completed work on EPC 28 and EPC 22 in August 2002 and March 2004, respectively. PEMEX took possession of the offshore facilities of EPC 1 in March 2004 after having achieved oil production and prior to our completion of our scope of work pursuant to the contract.

In accordance with the terms of each of the contracts, we filed for arbitration with the International Chamber of Commerce (ICC) in 2004 and 2005 claiming recovery of damages of \$323 million, \$215 million and \$142 million for EPC 1, 22 and 28, respectively. PEMEX subsequently filed counterclaims totaling \$157 million, \$42 million and \$2 million for EPC 1, 22 and 28, respectively. The arbitration hearings were held in 2006 for EPC 22 and EPC 28 and in November 2007 for EPC 1.

In January 2008, we negotiated a settlement and received payment from PEMEX related to the EPC 22 arbitration award of the ICC panel which was sufficient for recovery of our investment in the note receivable for this contract, as well as \$4 million in interest income in 2007. We received notice in February 2008, that the ICC approved the arbitration panel's decision to award in favor of KBR on the EPC 28 arbitration. The net award in our favor was approximately \$76 million plus accrued interest since 2002 resulting in increase to revenue and a gain of \$51 million in the first quarter of 2008. In December 2008, we negotiated a final settlement with PEMEX for payment of the EPC 28 arbitration award and received payment from PEMEX of approximately 1.4 billion Mexican pesos, or \$106 million U.S. dollars. As a result of the settlement, all previously pending legal proceedings related to the EPC 28 arbitration award were dismissed.

The decision from the ICC is expected to be reached regarding the EPC 1 arbitration in the first quarter of 2009. The costs incurred related to EPC 1 continues to be classified as a probable claim receivable. There have been no significant adjustments to the EPC 1 claim amount since 2004. Based on facts known by us as of December 31, 2008, we believe that the remaining EPC 1 counterclaims referred to above, filed by PEMEX, are without merit and have concluded there is no reasonable possibility that a loss has been incurred. No amounts have been accrued for these counterclaims at December 31, 2008.

In Amenas Project

We own a 50% interest in a joint venture which began construction of a gas processing facility in Algeria in early 2003 known as the In Amenas project. Five months after the contract was awarded in 2003, the client requested the joint venture to relocate to a new construction site as a result of soil conditions discovered at the original site. In May 2006, the joint venture filed for arbitration with the International Chamber of Commerce ("ICC") claiming recovery of \$129 million and extension of time for filing of liquidated damages and a damage claim totaling \$30 million. The arbitration hearing occurred in 2006. On February 24, 2009, we received information provided by outside counsel for the joint venture in the arbitration indicating that the ICC panel had rendered a decision. The written decision has not yet been received by the Company. Based on the limited information provided by the joint venture's attorney, we believe it is possible that the Company may have incurred some amount of loss as a result of the ruling. However, we are unable to reliably estimate the amount of the loss because we have not received the written decision, performed any analysis on the basis for the decisions, or determined any tax or other consequences.

We believe that in the first quarter of 2009, we will have more information enabling us to determine the amount of loss resulting from the award. Our share of the costs incurred in connection with the In Amenas project of \$33 million is classified as a claim at December 31, 2008. There have been no significant adjustments to the In Amenas claim since 2006.

Note 6. Dispositions

Production Services. In May 2006, we completed the sale of our Production Services group, which was part of our Services business unit. In connection with the sale, we received net proceeds of \$265 million. The sale of Production Services resulted in a pre-tax gain of approximately \$120 million, net of post-closing adjustments. See Note 22 (Discontinued Operations).

Devonport Management Limited. On June 28, 2007, we consummated the sale of our 51% ownership interest in DML for cash proceeds of approximately \$345 million, net of direct transaction costs, resulting in a gain of approximately \$101 million, net of tax of \$115 million. Our DML operations were part of our G&I business unit. See Note 22 (Discontinued Operations).

Note 7. Business Segment Information

We provide a wide range of services, but the management of our business is heavily focused on major projects within each of our reportable segments. At any given time, a relatively few number of projects and joint ventures represent a substantial part of our operations.

Our reportable segments are consistent with the financial information that our chief executive officer (“CEO”), who is our chief operating decision maker, reviews to evaluate operating performance and make resource allocation decisions. Our reportable segments are Government and Infrastructure, Upstream and Services. Our segment information has been prepared in accordance SFAS No. 131 “Disclosures About Segments of an Enterprise and Related Information.”

We have reorganized our internal reporting structure based on similar products and services. The following is a description of our three reportable segments:

Government and Infrastructure. Our G&I reportable segment delivers on-demand support services across the full military mission cycle from contingency logistics and field support to operations and maintenance on military bases. In the civil infrastructure market, we operate in diverse sectors, including transportation, waste and water treatment, and facilities maintenance. We provide program and project management, contingency logistics, operations and maintenance, construction, management, engineering, and other services to military and civilian branches of governments and private clients worldwide.

Upstream. Our Upstream reportable segment designs and constructs energy and petrochemical projects, including large, technically complex projects in remote locations around the world. Our expertise includes LNG and GTL gas monetization facilities, refineries, petrochemical plants, onshore and offshore oil and gas production facilities (including platforms, floating production and subsea facilities), onshore and offshore pipelines. We provide a complete range of EPC-CS services, as well as program and project management, consulting and technology services.

Services. Our Services business unit delivers full scope construction, construction management, fabrication, maintenance, and turnaround expertise to customers worldwide. Our experience is broad and based on 90 years of successful project realization beginning with the founding of legacy company Brown & Root in 1919. With the acquisition of BE&K, our reach has expanded and now includes power, power cogeneration, pulp and paper, industrial and manufacturing, and pharmaceutical industries in addition to our base markets in the oil, gas, and hydrocarbon processing industries. We provide construction related services to education, food and beverage, healthcare, hospitality and entertainment, life science and technology, and mixed use building clients through our Building Group. KBR Services and its joint venture partner offer maintenance and construction related services for offshore oil and gas producing facilities in the Bay of Campeche through the use of semisubmersible vessels.

Certain of our operating segments do not individually meet the quantitative thresholds as a reportable segment nor do they share a majority of the aggregation criteria with another operating segment. These operating segments are reported on a combined basis as “Other” and include our Downstream, Technology and Ventures operating segments as well as corporate expenses not included in the operating segments’ results.

Our reportable segments follow the same accounting policies as those described in Note 2 (Significant Accounting Policies). Our equity in pretax earnings and losses of unconsolidated affiliates that are accounted for using the equity method of accounting is included in revenue and operating income of the applicable segment.

The tables below present information on our business segments.

Operations by Business Segment

Millions of dollars	Years ended December 31		
	2008	2007	2006
Revenue:			
Government and Infrastructure.....	\$ 6,938	\$ 6,093	\$ 6,506
Upstream.....	2,682	1,887	1,700
Services	1,373	322	314
Other	588	443	285
Total	<u>\$ 11,581</u>	<u>\$ 8,745</u>	<u>\$ 8,805</u>
Operating segment income (loss):			
Government and Infrastructure.....	\$ 332	\$ 279	\$ 327
Upstream.....	262	188	40
Services	110	56	45
Other	68	17	(35)
Operating segment income (a).....	772	540	377
Unallocated amounts:			
Labor cost absorption (b)	(8)	(20)	1
Corporate general and administrative	(223)	(226)	(226)
Total	<u>\$ 541</u>	<u>\$ 294</u>	<u>\$ 152</u>
Capital Expenditures:			
Government and Infrastructure.....	\$ 11	\$ 3	\$ 9
Upstream.....	—	4	4
Services	4	—	1
Other	1	—	—
General corporate.....	21	29	33
Total (c)	<u>\$ 37</u>	<u>\$ 36</u>	<u>\$ 47</u>
Equity in earnings (losses) of unconsolidated affiliates, net:			
Government and Infrastructure.....	\$ 47	\$ 47	\$ 21
Upstream.....	25	49	59
Services	20	18	13
Other	(4)	(11)	(86)
Total	<u>\$ 88</u>	<u>\$ 103</u>	<u>\$ 7</u>
Depreciation and amortization:			
Government and Infrastructure.....	\$ 5	\$ 3	\$ 3
Upstream.....	1	1	—
Services	10	1	1
Other	3	2	3
General corporate (d)	30	24	22
Total (e)	<u>\$ 49</u>	<u>\$ 31</u>	<u>\$ 29</u>
Restructuring charge (Note 19):			
Government and Infrastructure.....	\$ —	\$ 5	\$ 1
Upstream.....	—	—	1
General corporate.....	—	—	3
Total	<u>\$ —</u>	<u>\$ 5</u>	<u>\$ 5</u>

- (a) Operating segment performance is evaluated by our chief operating decision maker using operating segment income which is defined as operating segment revenue less the cost of services and segment overhead directly attributable to the operating segment. Operating segment income excludes certain cost of services and general and administrative expenses directly attributable to the operating segment that is managed and reported at the corporate level, and corporate general and administrative expenses. We believe this is the most accurate measure of the ongoing profitability of our operating segments.
- (b) Labor cost absorption represents costs incurred by our central service labor and resource groups (above) or under the amounts charged to the operating segments.
- (c) Capital expenditures for 2007 and 2006 did not include capital expenditures for DML, which was sold in the second quarter of 2007 and is accounted for as discontinued operations. Capital expenditures for DML were \$7 million and \$10 million for the year ended December 31, 2007 and 2006, respectively.
- (d) Depreciation and amortization associated with corporate assets is allocated to our six operating segments for determining operating income or loss.
- (e) These amounts for 2007 and 2006 did not include depreciation and amortization expense for DML, which was sold in the second quarter of 2007 and is accounted for as discontinued operations. Depreciation and amortization expense for DML was \$10 million and \$18 million for the year ended December 31, 2007 and 2006, respectively.

Within KBR, not all assets are associated with specific segments. Those assets specific to segments include receivables, inventories, certain identified property, plant and equipment and equity in and advances to related companies, and goodwill. The remaining assets, such as cash and the remaining property, plant and equipment, are considered to be shared among the segments and are therefore reported as General corporate assets.

Balance Sheet Information by Operating Segment

Millions of dollars	December 31	
	2008	2007
Total assets:		
Government and Infrastructure	\$ 2,668	\$ 2,347
Upstream	2,125	1,888
Services	599	148
Other.....	492	819
Assets related to discontinued operations	—	1
Total assets.....	<u>\$ 5,884</u>	<u>\$ 5,203</u>
Equity in/advances to related companies:		
Government and Infrastructure	\$ 8	\$ 21
Upstream	53	158
Services	47	46
Other.....	77	69
Total.....	<u>\$ 185</u>	<u>\$ 294</u>
Goodwill:		
Government and Infrastructure	\$ 31	\$ 23
Upstream	159	159
Services	397	23
Other.....	107	46
Total.....	<u>\$ 694</u>	<u>\$ 251</u>

Revenue by country is determined based on the location of services provided. Long-lived assets by country are determined based on the location of tangible assets.

Selected Geographic Information

Millions of dollars	Years ended December 31		
	2008	2007	2006
Revenue:			
United States	\$ 1,761	\$ 961	\$ 1,351
Iraq	5,033	4,329	4,331
Kuwait	180	11	217
United Kingdom	430	316	302
Other Countries	4,177	3,128	2,604
Total	<u>\$ 11,581</u>	<u>\$ 8,745</u>	<u>\$ 8,805</u>

	December 31	
	2008	2007
Long-Lived Assets:		
United States	\$ 151	\$ 114
United Kingdom	34	48
Other Countries	60	58
Total	<u>\$ 245</u>	<u>\$ 220</u>

Note 8. Property, Plant and Equipment

Other than those assets that have been written down to their fair values due to impairment, property, plant, and equipment are reported at cost less accumulated depreciation, which is generally provided on the straight-line method over the estimated useful lives of the assets. Some assets are depreciated on accelerated methods. Accelerated depreciation methods are also used for tax purposes, wherever permitted. Upon sale or retirement of an asset, the related costs and accumulated depreciation are removed from the accounts and any gain or loss is recognized.

Property, plant and equipment are composed of the following:

Millions of dollars	Estimated Useful Lives in Years	December 31	
		2008	2007
Land	N/A	\$ 30	\$ 28
Buildings and property improvements	5-44	185	180
Machinery, equipment and other	3-20	254	239
Total		469	447
Less accumulated depreciation		(224)	(227)
Net property, plant and equipment		<u>\$ 245</u>	<u>\$ 220</u>

Note 9. Debt and Other Credit Facilities

Effective December 16, 2005, we entered into an unsecured \$850 million five year revolving credit facility ("Revolving Credit Facility") with Citibank, N.A., as agent, and a group of banks and institutional lenders. During 2008, we expanded the capacity of our Revolving Credit Facility in the amount of \$80 million. This expansion increased the capacity under the Revolving Credit Facility from \$850 million to \$930 million. This facility, which extends through December 2010, serves to assist in providing our working capital and letters of credit to support our operations. Amounts drawn under the Revolving Credit Facility bear interest at variable rates based on a base rate (equal to the higher of Citibank's publicly announced base rate, the Federal Funds rate plus 0.5% or a calculated rate based on the certificate of deposit rate) or the Eurodollar Rate, plus, in each case, the applicable margin. The applicable margin will vary based on our utilization spread. We are also charged an

issuance fee for the issuance of letters of credit, a per annum charge for outstanding letters of credit and a per annum commitment fee for any unused portion of the credit line. The Revolving Credit Facility contains a number of covenants restricting, among other things, our ability to incur additional indebtedness and liens, sales of our assets and payment of dividends, as well as limiting the amount of investments we can make. Furthermore, we are limited in the amount of additional letters of credit and other debt we can incur outside of the Revolving Credit Facility. Also, under the current provisions of the Revolving Credit Facility, it is an event of default if any person or two or more persons acting in concert, other than Halliburton or us, directly or indirectly acquire 25% or more of the combined voting power of all outstanding equity interests ordinarily entitled to vote in the election of directors of KBR Holdings, LLC, the borrower under the Revolving Credit Facility and a wholly owned subsidiary of KBR. The Revolving Credit Facility requires us to maintain certain financial ratios, as defined by the Revolving Credit Facility agreement, including a debt-to-capitalization ratio that does not exceed 50%; a leverage ratio that does not exceed 3.5; and a fixed charge coverage ratio of at least 3.0. At December 31, 2008 and December 31, 2007, we were in compliance with these ratios and other covenants. As of December 31, 2008 and December 31, 2007, there were zero borrowings and \$510 million and \$508 million, respectively, in letters of credit issued and outstanding under this facility.

On January 17, 2008, we entered into an Agreement and Amendment to the Revolving Credit Facility effective as of January 11, 2008, (the "Amendment"). The Amendment (i) permits us to elect whether any increase in the aggregate commitments under the Revolving Credit Facility used solely for the issuance of letters of credit are to be funded from existing banks or from one or more eligible assignees; and (ii) permits us to declare and pay shareholder dividends and/or engage in equity repurchases not to exceed a total of \$400 million in the aggregate.

Letters of credit

In connection with certain projects, we are required to provide letters of credit and surety bonds to our customers. Letters of credit are provided to customers in the ordinary course of business to guarantee advance payments from certain customers, support future joint venture funding commitments and to provide performance and completion guarantees on engineering and construction contracts. We have \$1.4 billion in committed and uncommitted lines of credit to support letters of credit and as of December 31, 2008, we had utilized \$645 million of our credit capacity. Surety bonds are also posted under the terms of certain contracts primarily related to state and local government projects to guarantee our performance.

As of December 31, 2008, we had approximately \$1.0 billion in letters of credit outstanding, of which \$510 million were issued under our Revolving Credit Facility and \$363 million were issued under various Halliburton facilities and/or are irrevocably and unconditionally guaranteed by Halliburton. Of the total outstanding, \$357 million relate to our joint venture operations. At December 31, 2008, \$212 million of the \$1.0 billion outstanding letters of credit have triggering events that would entitle a bank to require cash collateralization. Approximately \$433 million of the \$510 million relates to letters of credit issued under our Revolving Credit Facility which have expiry dates close to or beyond the maturity date of the facility. Under the terms of the Revolving Credit Facility, if the original maturity date of December 16, 2010 is not extended then the issuing banks may require that we provide cash collateral for these extended letters of credit no later than 95 days prior to the original maturity date. Currently, our intention is to further increase the capacity of and extend the original maturity date of the Revolving Credit Facility which we intend to complete in 2009. As the need arises, future projects will be supported by letters of credit issued under our Revolving Credit Facility or arranged on a bilateral basis. We believe we have adequate letter of credit capacity under our existing Revolving Credit Facility and bilateral line of credit to support our operations for the next twelve months.

In addition, we and Halliburton have agreed that until December 31, 2009, Halliburton will issue additional guarantees, indemnification and reimbursement commitments for our benefit in connection with (a) letters of credit necessary to comply with our EBIC contract, our Allenby & Connaught project and all other contracts that were in place as of December 15, 2005; (b) surety bonds issued to support new task orders pursuant to the Allenby & Connaught project, two job order contracts for our G&I business unit and all other contracts that were in place as of December 25, 2005; and (c) performance guarantees in support of these contracts. Each credit support instrument outstanding at November 20, 2006, the time of our initial public offering, and any additional guarantees, indemnification and reimbursement commitments will remain in effect until the earlier of: (1) the termination of the underlying project contract or our obligations thereunder or (2) the expiration of the relevant credit support instrument in accordance with its terms or release of such instrument by our customer. In addition, we have agreed to use our reasonable best efforts to attempt to release or replace Halliburton's liability under the outstanding credit support instruments and any additional credit support instruments relating to our business for which Halliburton may become obligated for which such release or replacement is reasonably available. For so long as Halliburton or its affiliates remain liable with respect to any credit support instrument, we have agreed to pay the underlying obligation as and when it

becomes due. Furthermore, we agreed to pay to Halliburton a quarterly carry charge for its guarantees of our outstanding letters of credit and surety bonds and agreed to indemnify Halliburton for all losses in connection with the outstanding credit support instruments and any new credit support instruments relating to our business for which Halliburton may become obligated following the separation. We currently pay an annual fee to Halliburton calculated at 0.40% of the outstanding performance-related letters of credit, 0.80% of the outstanding financial-related letters of credit guaranteed by Halliburton and 0.25% of the outstanding guaranteed surety bonds. Effective January 1, 2010, the annual fee increases to 0.90%, 1.65% and 0.50% of the outstanding performance-related and financial-related outstanding issued letters of credit and the outstanding guaranteed surety bonds, respectively.

Note 10. United States Government Contract Work

We provide substantial work under our government contracts to the United States Department of Defense and other governmental agencies. These contracts include our worldwide United States Army logistics contracts, known as LogCAP and U.S. Army Europe ("USAREUR").

Given the demands of working in Iraq and elsewhere for the United States government, we expect that from time to time we will have disagreements or experience performance issues with the various government customers for which we work. If performance issues arise under any of our government contracts, the government retains the right to pursue remedies, which could include threatened termination or termination, under any affected contract. If any contract were so terminated, we may not receive award fees under the affected contract, and our ability to secure future contracts could be adversely affected, although we would receive payment for amounts owed for our allowable costs under cost-reimbursable contracts. Other remedies that could be sought by our government customers for any improper activities or performance issues include sanctions such as forfeiture of profits, suspension of payments, fines, and suspensions or debarment from doing business with the government. Further, the negative publicity that could arise from disagreements with our customers or sanctions as a result thereof could have an adverse effect on our reputation in the industry, reduce our ability to compete for new contracts, and may also have a material adverse effect on our business, financial condition, results of operations, and cash flow.

We have experienced and expect to be a party to various claims against us by employees, third parties, soldiers, subcontractors and others that have arisen out of our work in Iraq such as claims for wrongful termination, assaults against employees, personal injury claims by third parties and army personnel, and subcontractor claims. While we believe we conduct our operations safely, the environments in which we operate often lead to these types of claims. We believe the vast majority of these types of claims are governed by the Defense Base Act or precluded by other defenses. We have a dispute resolution program under which most of these employee claims are subject to binding arbitration. However, an unfavorable resolution or disposition of these matters could have a material adverse effect on our business, results of operations, financial condition and cash flow.

DCAA audit issues

Our operations under United States government contracts are regularly reviewed and audited by the Defense Contract Audit Agency ("DCAA") and other governmental agencies. The DCAA serves in an advisory role to our customer. When issues are identified during the governmental agency audit process, these issues are typically discussed and reviewed with us. The DCAA then issues an audit report with its recommendations to our customer's contracting officer. In the case of management systems and other contract administrative issues, the contracting officer is generally with the Defense Contract Management Agency ("DCMA"). We then work with our customer to resolve the issues noted in the audit report. We self-disallow costs that are expressly not allocable to government contracts per the relevant regulations. However, if our customer or a government auditor forms an opinion that we improperly charged any costs to a contract, these costs, depending on facts and circumstances and the issue resolution process, could become non-reimbursable and in such instances if already reimbursed, the costs must be refunded to the customer. Our revenue recorded for government contract work is reduced for our estimate of potentially refundable costs related to dispute issues that may be categorized as disputed or unallowable as a result of cost overruns or the audit process.

Security. In February 2007, we received a letter from the Department of the Army informing us of their intent to adjust payments under the LogCAP III contract associated with the cost incurred by the subcontractors to provide security to their employees. Based on this letter, the Army withheld its initial assessment of \$20 million. The Army based its assessment on one subcontract wherein, based on communications with the subcontractor, the Army estimated 6% of the total subcontract cost related to the private security costs. The Army indicated that not all task orders and subcontracts have been reviewed and that they may make additional adjustments. The Army indicated that, within 60 days, they would begin making further adjustments

equal to 6% of prior and current subcontractor costs unless we provided timely information sufficient to show that such action was not necessary to protect the government's interest. The Army has taken no further action with respect to further adjustments of prior and current subcontractor costs.

The Army indicated that they believe our LogCAP III contract prohibits us from billing costs of privately acquired security. We believe that, while the LogCAP III contract anticipates that the Army will provide force protection to KBR employees, it does not prohibit any of our subcontractors from using private security services to provide force protection to subcontractor personnel. In addition, a significant portion of our subcontracts are competitively bid lump sum or fixed price subcontracts. As a result, we do not receive details of the subcontractors' cost estimate nor are we legally entitled to it. Accordingly, we believe that we are entitled to reimbursement by the Army for the cost of services provided by our subcontractors, even if they incurred costs for private force protection services. Therefore, we believe that the Army's position that such costs are unallowable and that they are entitled to withhold amounts incurred for such costs is wrong as a matter of law.

If we are unable to demonstrate that such action by the Army is not necessary, a 6% suspension of all subcontractor costs incurred to date could result in suspended costs of approximately \$400 million. We provided at the Army's request information that addresses the use of armed security either directly or indirectly charged to LogCAP III. The actual costs associated with these activities cannot be accurately estimated, but we believe that they should be less than 6% of the total subcontractor costs. In October 2007, we filed a claim to recover the amounts withheld which was deemed denied as a result of no response from the DCMA. In March 2008, we filed an appeal to the Armed Services Board of Contract Appeals to recover the amounts withheld, and that appeal is currently in the discovery process. The matter is also the subject of an ongoing investigation by the DOJ. At this time, the likelihood that a loss related to this matter has been incurred is remote. As of December 31, 2008, we had not adjusted our revenues or accrued any amounts related to this matter.

Containers. In June 2005, the DCAA recommended withholding certain costs associated with providing containerized housing for soldiers and supporting civilian personnel in Iraq. The DCMA recommended that the costs be withheld pending receipt of additional explanation or documentation to support the subcontract costs. During 2006, we resolved approximately \$26 million of the withheld amounts with our contracting officer and payment was received in the first quarter of 2007. In May of 2008, we received notice from the DCAA of their intention to rescind their 2006 determination to allow the \$26 million of costs pending additional supporting information. As of December 31, 2008, approximately \$55 million of costs have been suspended related to this matter of which \$32 million has been withheld by us from our subcontractors. In April 2008, we filed a counterclaim in arbitration against one of our LogCAP III subcontractors, First Kuwaiti Trading Company, to recover approximately \$51 million paid to the subcontractor for containerized housing as further described under the caption First Kuwaiti Arbitration below. We will continue working with the government and our subcontractors to resolve the remaining amounts. At this time, the likelihood that a loss in excess of the amount accrued for this matter is remote.

Dining facilities. In the third quarter of 2006, the DCAA raised questions regarding \$95 million of costs related to dining facilities in Iraq. We responded to the DCMA that our costs are reasonable. In the fourth quarter of 2007, the DCAA suspended payment for \$11 million of costs related to these dining facilities until such time we provide documentation to support the price reasonableness of the rates negotiated with our subcontractor and demonstrate that the amounts billed were in accordance with the contract terms. In the first quarter of 2008, the DCAA suspended payment for an additional \$53 million of costs until such time we provide documentation to support the price reasonableness of the rates negotiated with the subcontractor. We believe the prices obtained for these services were reasonable and intend to vigorously defend ourselves on this matter. In 2008, we filed four claims to recover approximately \$56 million of amounts previously withheld from us by the DCAA. With respect to questions raised regarding billing in accordance with contract terms, as of December 31, 2008, we believe it is reasonably possible that we could incur losses in excess of the amount accrued for possible subcontractor costs billed to the customer that were possibly not in accordance with contract terms. However, we are unable to estimate an amount of possible loss or range of possible loss in excess of the amount accrued related to any costs billed to the customer that were not in accordance with the contract terms.

Kosovo fuel. In April 2007, the DOJ issued a letter alleging the theft in 2004 and subsequent sale of diesel fuel by KBR employees assigned to Camp Bondsteel in Kosovo. In addition, the letter alleges that KBR employees falsified records to conceal the thefts from the Army. The total value of the fuel in question is estimated by the DOJ at approximately \$2 million based on an audit report issued by the DCAA. We believe the volume of the alleged misappropriated fuel is significantly less than the amount estimated by the DCAA. We responded to the DOJ that we had maintained adequate programs to control, protect, and preserve the fuel in question. We further believe that our contract with the Army expressly limits KBR's

responsibility for such losses. Our discussions with the DOJ are ongoing and have included items ranging from settlement of this matter for de minimus amounts to the DOJ reserving their rights to litigate. Should litigation occur, we believe we have meritorious defenses and intend to vigorously defend ourselves. Neither our client nor the DCMA has indicated any intent to withhold payments from us relating to this matter. We believe the likelihood that a loss has been incurred related to this matter is remote and accordingly, no amounts have been accrued.

Transportation costs. The DCMA, in performing its audit activities under the LogCAP III contract, raised a question about our compliance with the provisions of the Fly America Act. Subject to certain exceptions, the Fly America Act requires Federal employees and others performing U.S. Government financed foreign air travel to travel by U.S. flag air carriers. There are times when we transported personnel in connection with our services for the U.S. military where we may not have been in compliance with the Fly America Act and its interpretations through the Federal Acquisition Regulations and the Comptroller General. As of December 31, 2008, we have accrued an estimate of the cost incurred for these potentially non-compliant flights with a corresponding reduction to revenue. The DCAA may consider additional flights to be noncompliant resulting in potential larger amounts of disallowed costs than the amount we have accrued. At this time, we cannot estimate a range of reasonably possible losses that may have been incurred, if any, in excess of the amount accrued. We will continue to work with our customer to resolve this matter.

Dining Facility Support Services. In April 2007, DCMA recommended withholding \$13 million of payments from KBR alleging that Eurest Support Services (Cypress) International Limited ("ESS"), a subcontractor to KBR providing dining facility services in conjunction with our LogCAP III contract in Iraq, over-billed for the cost related to the use of power generators. Payments of \$13 million were withheld from us. In the first quarter of 2008, we favorably resolved this matter with the DCAA resulting in the DCAA rescinding its previously issued withholding.

Other issues. The DCMA is continuously performing audits of costs incurred for the foregoing and other services provided by us under our government contracts. During these audits, there have been questions raised by the DCAA about the reasonableness or allowability of certain costs or the quality or quantity of supporting documentation. The DCAA might recommend withholding some portion of the questioned costs while the issues are being resolved with our customer. Because of the intense scrutiny involving our government contracts operations, issues raised by the DCAA may be more difficult to resolve.

Investigations relating to Iraq, Kuwait, Afghanistan and Other

In the first quarter of 2005, the DOJ issued two indictments associated with overbilling issues we previously reported to the Department of Defense Inspector General's office as well as to our customer, the Army Materiel Command, against a former KBR procurement manager and a manager of La Nouvelle Trading & Contracting Company, W.L.L. We provided information to the DoD Inspector General's office in February 2004 about other contacts between former employees and our subcontractors. In March 2006, one of these former employees pled guilty to taking money in exchange for awarding work to a Saudi Arabian subcontractor. The Inspector General's investigation of these matters may continue. There has been no further action taken by the DoD Inspector General with regard to this matter.

We understand that the DOJ, an Assistant United States Attorney based in Illinois, and others are investigating these and other individually immaterial matters we have reported related to our government contract work in Iraq. If criminal wrongdoing were found, criminal penalties could range up to the greater of \$500,000 in fines per count for a corporation or twice the gross pecuniary gain or loss. We also understand that current and former employees of KBR have received subpoenas and have given or may give grand jury or trial testimony related to some of these and other matters.

Various Congressional committees have conducted hearings on the U.S. military's reliance on civilian contractors, including with respect to military operations in Iraq. We have provided testimony and information for these hearings. We continue to provide information and testimony with respect to operations in Iraq in these Congressional committees, including the House Armed Services Committee. During the first quarter of 2008, we received Congressional inquiries regarding our offshore payroll structure and whether FICA taxes should have been withheld. We have responded to those inquiries and we believe we have substantially complied with the applicable laws and regulations that pertain to our payroll withholdings. In June 2008, the Heroes Earnings Assistance and Relief Tax (HEART) Act was signed into law and is effective beginning August 1, 2008. We believe our employees that are U.S. citizens or residents performing services on U.S. government contracts are subject to the HEART Act. Accordingly, at the effective date we began withholding FICA taxes, pay the employer matching of such taxes and charge such costs to our reimbursable contract. We do not believe that the change in

law will have a material impact to our financial position, results of operations, or cash flows.

We have identified and reported to the U.S. Departments of State and Commerce numerous exports of materials, including personal protection equipment such as helmets, goggles, body armor and chemical protective suits, that possibly were not in accordance with the terms of our export license or applicable regulations. However, we believe that the facts and circumstances leading to our conclusion of possible non-compliance relating to our Iraq and Afghanistan activities are unique and potentially mitigate any possible fines and penalties because the bulk of the exported items are the property of the U.S. government and are used or consumed in connection with services rendered to the U.S. government. In addition, we have responded to a March 19, 2007, subpoena from the DoD Inspector General concerning licensing for armor for convoy trucks and antiboycott issues. We continue to comply with the requests to provide information under the subpoena. Whereas it is reasonably possible that we may be subject to fines and penalties for possible acts that are not in compliance with our export licenses or regulations, at this time it is not possible to estimate an amount of loss or range of losses that may have been incurred. A failure to comply with applicable laws and regulations could result in civil and/or criminal sanctions, including the imposition of fines upon us as well as the denial of export privileges and debarment from participation in U.S. government contracts. We are in ongoing communications with the appropriate authorities with respect to these matters. There can be no assurances that we will not be subject to any sanctions nor that, if any such sanctions are imposed, they will not have a material adverse impact on us.

Claims

We had unapproved claims for costs incurred under various government contracts totaling \$73 million at December 31, 2008 and \$82 million at December 31, 2007. The unapproved claims outstanding at December 31, 2008 and December 31, 2007 are considered to be probable of collection and have been recognized as revenue. These unapproved claims relate to contracts where our costs have exceeded the customer's funded value of the task order and therefore could not be billed. We understand that our customer is actively seeking funds that have been or will be appropriated to the Department of Defense that can be obligated on our contract.

SIGIR Report

The Special Inspector General for Iraq Reconstruction, or SIGIR, was created by Congress to provide oversight of the Iraq Relief and Reconstruction Fund (IRRF) and all obligations, expenditures, and revenues associated with reconstruction and rehabilitation activities in Iraq. SIGIR reports, from time to time, make reference to KBR regarding various matters. We believe we have addressed all issues raised by prior SIGIR reports and we will continue to do so as new issues are raised.

McBride Qui Tam suit

In September 2006, we became aware of a qui tam action filed against us by a former employee alleging various wrongdoings in the form of overbillings of our customer on the LogCAP III contract. This case was originally filed pending the government's decision whether or not to participate in the suit. In June 2006, the government formally declined to participate. The principal allegations are that our compensation for the provision of Morale, Welfare and Recreation ("MWR") facilities under LogCAP III is based on the volume of usage of those facilities and that we deliberately overstated that usage. In accordance with the contract, we charged our customer based on actual cost, not based on the number of users. It was also alleged that, during the period from November 2004 into mid-December 2004, we continued to bill the customer for lunches, although the dining facility was closed and not serving lunches. There are also allegations regarding housing containers and our provision of services to our employees and contractors. On July 5, 2007, the court granted our motion to dismiss the qui tam claims and to compel arbitration of employment claims including a claim that the plaintiff was unlawfully discharged. The majority of the plaintiff's claims were dismissed but the plaintiff was allowed to pursue limited claims pending discovery and future motions. Substantially all employment claims were sent to arbitration under the Company's dispute resolution program which were subsequently resolved in our favor. On October 29, 2008, we filed motions to dismiss the remaining claims and to compel arbitration on all remaining counts of the complaint, which are currently pending. We believe the relator's claim is without merit and that the likelihood that a loss has been incurred is remote. As of December 31, 2008, no amounts have been accrued.

Wilson and Warren Qui Tam suit

During November 2006, we became aware of a qui tam action filed against us alleging that we overcharged the military \$30 million by failing to adequately maintain trucks used to move supplies in convoys and by sending empty trucks in convoys. It was alleged that the purpose of these acts was to cause the trucks to break down more frequently than they would if properly

maintained and to unnecessarily expose them to the risk of insurgent attacks, both for the purpose of necessitating their replacement thus increasing our revenue. The suit also alleges that in order to silence the plaintiffs, who allegedly were attempting to report those allegations and other alleged wrongdoing, we unlawfully terminated them. On February 6, 2007, the court granted our motion to dismiss the plaintiffs' qui tam claims as legally insufficient and ordered the plaintiffs to arbitrate their claims that they were unlawfully discharged. The final judgment in our favor was entered on April 30, 2007 and subsequently appealed by the plaintiffs on May 3, 2007. The appellate court affirmed the lower courts dismissal in May 2008. As of December 31, 2008, we consider the matter to be concluded.

Godfrey Qui Tam suit

In December 2005, we became aware of a qui tam action filed against us and several of our subcontractors by a former employee alleging that we violated the False Claims Act by submitting overcharges to the government for dining facility services provided in Iraq under the LogCAP III contract. As required by the False Claims Act, the lawsuit was filed under seal to permit the government to investigate the allegations. In early April 2007, the court denied the government's motion for the case to remain under seal, and on April 23, 2007, the government filed a notice stating that it was not participating in the suit. In August 2007, the relator filed an amended complaint which added an additional contract to the allegations and added retaliation claims. We filed motions to dismiss and to compel arbitration which were granted on March 13, 2008 for all counts except as to the employment issues which were sent to arbitration. The relator has filed an appeal. We are unable to determine the likely outcome at this time. No amounts have been accrued and we cannot determine any reasonable estimate of loss that may have been incurred, if any.

ASCO Litigation

On July 23, 2008, a jury in Texas returned a verdict against KBR awarding Associated Construction Company WLL (ASCO) damages of \$39 million with the court to determine attorney's fees and interest. In 2003, ASCO was a subcontractor to KBR in Iraq related to work performed on our LogCAP III contract. On August 25, 2008 the court entered a judgment which included damages of approximately \$18 million, interest of approximately \$3 million and attorney's fees of \$6 million bringing the total judgment to \$27 million. As a result of the final judgment, we reduced our previous accrual from \$40 million to \$27 million during the third quarter of 2008. In the fourth quarter of 2008, we negotiated a final settlement with ASCO in the amount of \$22 million. We believe the entire amount is billable to the customer and recognized revenue of \$5 million for unpaid work performed by ASCO. However, we will not recognize the remaining amount as revenue until such time as we are reasonably assured of collection.

First Kuwaiti Arbitration

In April 2008 First Kuwaiti Trading Company, one of our LogCAP III subcontractors, filed for arbitration of a subcontract under which KBR had leased vehicles related to work performed on our LogCAP III contract. First Kuwaiti alleged that we did not return or pay rent for many of the vehicles and sought damages in the amount of \$39 million. We filed a counterclaim to recover amounts which may ultimately be determined due to the Government for the \$51 million in suspended costs as discussed in the preceding section of this footnote titled "Containers." First Kuwaiti subsequently responded by adding additional subcontract claims, increasing its total claim to approximately \$96 million. This matter is in the early stages of the arbitration process and no amounts have been accrued and we are unable to determine a reasonable estimate of loss, if any, at this time.

Paul Morell, Inc. d/b/a The Event Source vs. KBR, Inc.

TES is a former LogCAP III subcontractor who provided DFAC services at six sites in Iraq from mid-2003 to early 2004. TES has sued KBR in Federal Court in Virginia for breach of contract and tortious interference with TES's subcontractors by awarding subsequent DFAC contracts to the subcontractors. KBR denies these allegations. In addition, the Government withheld funds from KBR that KBR had submitted for reimbursement of TES invoices, and at that time, TES agreed that it was not entitled to payment until KBR was paid by the Government. Eventually KBR and the Government settled the dispute, and in turn KBR and TES agreed that TES would accept, as payment in full with a release of all other claims, the amount the Government paid to KBR for TES's services. TES now seeks to overturn that settlement and release, claiming that KBR misrepresented the facts. TES has other minor claims for services provided that are not material. TES seeks \$89 million in compensatory damages and an unspecified amount of punitive damages in its suit. Trial is expected to take place in the second quarter of 2009. We are unable to determine the likely outcome in excess of the amount accrued for this suit at this time.

Electrocution Litigation

During 2008, two separate lawsuits were filed against KBR alleging that the Company was responsible in two separate electrical incidents which resulted in the deaths of two soldiers. One incident occurred at Radwaniyah Palace Complex and the other occurred at Al Taqaddum. It is alleged in each suit that the electrocution incident was caused by improper electrical maintenance or other electrical work. KBR denies that its conduct was the cause of either event and denies legal responsibility. Both cases have been removed to Federal Court where motions to dismiss have been filed and are currently pending. Discovery has not yet begun in one case, and is in early stages in the other case. We are unable to determine the likely outcome of these cases at this time. As of December 31, 2008, no amounts have been accrued.

Note 11. Other Commitments and Contingencies

Foreign Corrupt Practices Act investigations

As previously disclosed, the SEC was conducting a formal investigation into whether improper payments were made to government officials in Nigeria through the use of agents or subcontractors in connection with the construction and subsequent expansion by TSKJ of a multibillion dollar natural gas liquefaction complex and related facilities at Bonny Island in Rivers State, Nigeria. The DOJ was also conducting a related criminal investigation. TSKJ is a private limited liability company registered in Madeira, Portugal whose members are Technip SA of France, Snamprogetti Netherlands B.V. (a subsidiary of Saipem SpA of Italy), JGC Corporation of Japan, and Kellogg Brown & Root LLC (a subsidiary of ours and successor to The M.W. Kellogg Company), each of which had an approximately 25% interest in the venture at December 31, 2008. TSKJ and other similarly owned entities entered into various contracts to build and expand the liquefied natural gas project for Nigeria LNG Limited, which is owned by the Nigerian National Petroleum Corporation, Shell Gas B.V., Cleag Limited (an affiliate of Total), and Agip International B.V. (an affiliate of ENI SpA of Italy). M.W. Kellogg Limited is a joint venture in which we had a 55% interest at December 31, 2008, and M.W. Kellogg Limited and The M.W. Kellogg Company were subsidiaries of Dresser Industries before Halliburton's 1998 acquisition of Dresser Industries. The M.W. Kellogg Company was later merged with a Halliburton subsidiary to form Kellogg Brown & Root LLC, ("KBR LLC") which is the predecessor company to our current subsidiary KBR Holdings LLC.

On February 11, 2009 KBR LLC, entered a guilty plea related to the Bonny Island investigation in the United States District Court, Southern District of Texas, Houston Division (the "Court"). KBR LLC plead guilty to one count of conspiring to violate the FCPA and four counts of violating the FCPA, all arising from the intent to bribe various Nigerian officials through commissions paid to agents working on behalf of TSKJ on the Bonny Island project. The plea agreement reached with the DOJ resolves all criminal charges in the DOJ's investigation into the conduct of KBR LLC relating to the Bonny Island project, so long as the conduct was disclosed or known to DOJ before the settlement, including previously disclosed allegations of coordinated bidding described below. The plea agreement calls for the payment of a criminal penalty of \$402 million, of which Halliburton will pay \$382 million under the terms of the indemnity in the master separation agreement, while we will pay \$20 million. The criminal penalties will be paid in quarterly payments over the next two years. We also agreed to a period of organizational probation of three years, during which we will retain a monitor who will assess our compliance with the plea agreement and evaluate our FCPA compliance program over the three year period, with periodic reports to the DOJ.

On the same date, the SEC filed a complaint and we consented to the filing of a final judgment against us in the Court. The complaint and the judgment were filed as part of a settled civil enforcement action by the SEC, to resolve the civil portion of the government's investigation of the Bonny Island project. The complaint alleges civil violations of the FCPA's antibribery and books and records provisions related to the Bonny Island project. The complaint enjoins us from violating the FCPA's antibribery, books-and-records, and internal-controls provisions and requires Halliburton and KBR, jointly and severally, to make payments totaling \$177 million, all of which will be paid by Halliburton pursuant to the indemnification under the master separation agreement. The judgment also requires us to retain an independent monitor on the same terms as the plea agreement with the DOJ.

Under both the plea agreement and judgment, we have agreed to cooperate with the SEC and DOJ in their investigations of other parties involved in TSKJ and the Bonny Island project.

As a result of the settlement, in the fourth quarter 2008 we recorded the \$402 million obligation to the DOJ and, accordingly, have recorded a receivable from Halliburton for the \$382 million that Halliburton will pay to the DOJ on our behalf. The resulting charge of \$20 million to KBR is recorded in cost of sales of our Upstream business unit in the fourth quarter of 2008. Likewise, we recorded an obligation to the SEC in the amount of \$177 million and a receivable from

Halliburton in the same amount.

At December 31, 2008, the obligation to the DOJ of \$402 million has been classified on our consolidated balance sheet as \$202 million in "Other current liabilities" and the remaining \$200 million in "Other noncurrent liabilities." This classification is based on payment terms that provide for an initial installment of \$52 million due within 5 business days of the imposition of sentencing and seven quarterly installments of \$50 million each made on the first day of each subsequent quarter beginning on April 1, 2009 through October 1, 2010. Likewise, the indemnification receivable from Halliburton for the DOJ obligation of \$382 million has been classified on our consolidated balance sheet as \$192 million in "Current portion of indemnification receivable" and the remaining \$190 million in "Noncurrent portion of indemnification receivable". Halliburton paid their share of the initial installment of \$49 million to the DOJ on February 17, 2009. We paid our share of the initial installment of \$3 million to the DOJ on February 17, 2009.

At December 31, 2008, the joint and several obligation to the SEC and the related indemnification receivable from Halliburton of \$177 million has been classified on our consolidated balance sheet as "Other current assets" and a corresponding amounts as "Other Assets." This classification is based on payment terms in the final judgment of the SEC investigation that provide for payment in full of the \$177 million within 10 days of the final judgment.

As part of the settlement of the FCPA matters relating to projects in Bonny Island, Nigeria (see "Foreign Corrupt Practices Act investigations"), we have agreed to the appointment of a corporate monitor for a period of up to three years. We are responsible for paying the fees and expenses related to the monitor's review and oversight of our policies and activities relating to compliance with applicable anti-corruption laws and regulations. We cannot at this time provide a reasonable estimate of the cost of the retention of the monitor as the monitor's work and needed expenses will be impacted by his or her initial assessment of our policies and procedures and will vary over the period of the appointment reflecting periods of increased work, such as during the preparation of periodic reports, as compared to the day to day work of monitoring our compliance.

Because of the guilty plea by KBR LLC, we are subject to possible suspension or debarment of our ability to contract with governmental agencies of the United States and of foreign countries. For the years ended December 31, 2008 and 2007, we had revenue of approximately \$ 6.2 billion and \$ 5.4 billion, respectively, from our government contracts work with agencies of the United States or state or local governments. We have received written confirmation from the U.S. Department of the Army stating that it does not intend to suspend or debar KBR from DoD contracting as a result of the guilty plea by KBR LLC. We are discussing these matters with other officials in agencies for purpose of obtaining agreement that will prevent suspension or debarment. In addition, we may be excluded from bidding on MoD contracts in the United Kingdom if the MoD determines that our actions constituted grave misconduct and we are in discussions with the MoD to avoid exclusion. For the years ended December 31, 2008, and 2007 we had revenue of approximately \$234 million and \$224 million, respectively, from our government contracts work with the MoD. Although we currently believe that we will successfully conclude these discussions with no suspension, debarment or exclusion actions taken against us, there can be no assurance that such agreements will be reached. We expect to conclude these discussions in the first half of 2009. Suspension or debarment from the government contracts business would have a material adverse effect on our business, results of operations, and cash flow.

The settlement and plea could also result in (1) third-party claims against us, which may include claims for special, indirect, derivative or consequential damages, (2) damage to our business or reputation, (3) loss of, or adverse effect on, cash flow, assets, goodwill, results of operations, business, prospects, profits or business value, (4) adverse consequences on our ability to obtain or continue financing for current or future projects and/or (5) claims by directors, officers, employees, affiliates, advisors, attorneys, agents, debt holders or other interest holders or constituents of us or our subsidiaries. In this connection, we understand that the government of Nigeria gave notice in 2004 to the French magistrate of a civil claim as an injured party in that proceeding. We are not aware of any further developments with respect to this claim. In addition, our compliance procedures and the appointment of a monitor at our cost as part of the disposition of the investigations have resulted in a more limited use of agents on large-scale international projects than in the past and may put us at a competitive disadvantage in pursuing such projects. Continuing negative publicity arising out of the settlement and plea could also result in our inability to bid successfully for governmental contracts and adversely affect our prospects in the commercial marketplace.

In September 2008, A. Jack Stanley, who formerly served as a consultant and chairman of Kellogg Brown & Root, pled guilty to various violations of the FCPA and wire and mail fraud statutes involving a bribery scheme and causing a consultant to pay kickbacks to Mr. Stanley in connection with the Bonny Island and other liquefied natural gas projects of Kellogg Brown & Root. In a related action, the SEC charged Mr. Stanley with violating various provisions of the FCPA. Mr. Stanley has

consented to the entry of a final judgment that permanently enjoins him from violating the anti-bribery, record-keeping and internal control provisions of the FCPA. Mr. Stanley also has agreed to cooperate with the ongoing investigations. In June 2004, all relationships with A. Jack Stanley were terminated by Halliburton and KBR.

The investigations by foreign governmental authorities are continuing. Other foreign governmental authorities could conclude that violations of applicable foreign laws analogous to the FCPA have occurred with respect to the Bonny Island project and other projects in or outside of Nigeria. In such circumstances, the resolution or disposition of these matters, even after taking into account the indemnity from Halliburton with respect to any liabilities for fines or other monetary penalties or direct monetary damages, including disgorgement, that may be assessed by certain foreign governments or governmental agencies against us or our greater than 50%-owned subsidiaries could have a material adverse effect on our business, prospects, results or operations, financial condition and cash flow.

Under the terms of the Master Separation Agreement, Halliburton has agreed to indemnify us, and any of our greater than 50%-owned subsidiaries, for our share of fines or other monetary penalties or direct monetary damages, including disgorgement, as a result of claims made or assessed by a governmental authority of the United States, the United Kingdom, France, Nigeria, Switzerland or Algeria or a settlement thereof relating to FCPA and related corruption allegations, which could involve Halliburton and us through The M. W. Kellogg Company, M. W. Kellogg Limited or, their or our joint ventures in projects both in and outside of Nigeria, including the Bonny Island, Nigeria project. Halliburton's indemnity will not apply to any other losses, claims, liabilities or damages assessed against us as a result of or relating to FCPA matters and related corruption allegations or to any fines or other monetary penalties or direct monetary damages, including disgorgement, assessed by governmental authorities in jurisdictions other than the United States, the United Kingdom, France, Nigeria, Switzerland or Algeria, or a settlement thereof, or assessed against entities such as TSKJ, in which we do not have an interest greater than 50%.

Halliburton provided indemnification in favor of KBR under the master separation agreement for certain contingent liabilities, including Halliburton's indemnification of KBR and any of its greater than 50%-owned subsidiaries as of November 20, 2006, the date of the master separation agreement, for fines or other monetary penalties or direct monetary damages, including disgorgement, as a result of a claim made or assessed by a governmental authority in the United States, the United Kingdom, France, Nigeria, Switzerland and/or Algeria, or a settlement thereof, related to alleged or actual violations occurring prior to November 20, 2006 of the FCPA or particular, analogous applicable foreign statutes, laws, rules, and regulations in connection with investigations pending as of that date including with respect to the construction and subsequent expansion by TSKJ of a natural gas liquefaction complex and related facilities at Bonny Island in Rivers State, Nigeria.

Bidding practices investigation

In connection with the investigation into payments relating to the Bonny Island project in Nigeria, information has been uncovered suggesting that Mr. Stanley and other former employees may have engaged in coordinated bidding with one or more competitors on certain foreign construction projects, and that such coordination possibly began as early as the mid-1980s. In connection with KBR LLC's agreeing to enter into the plea agreement described above, the DOJ has agreed not to pursue any further investigation or penalties relating to the coordinated bidding allegations.

Barracuda-Caratinga Project Arbitration

In June 2000, we entered into a contract with Barracuda & Caratinga Leasing Company B.V., the project owner, to develop the Barracuda and Caratinga crude oilfields, which are located off the coast of Brazil. We recorded losses on the project of \$19 million in 2006 and \$8 million in 2005. No losses were recorded on the project in 2008 and 2007. We have been in negotiations with the project owner since 2003 to settle the various issues that have arisen and have entered into several agreements to resolve those issues. We funded approximately \$3 million in cash shortfalls during 2007.

In April 2006, we executed an agreement with Petrobras that enabled us to achieve conclusion of the Lenders' Reliability Test and final acceptance of the FPSOs. These acceptances eliminated any further risk of liquidated damages being assessed. In November 2007, we executed a settlement agreement with the project owner to settle all outstanding project issues except for the bolts arbitration discussed below. The agreement resulted in the project owner assuming substantially all remaining work on the project and the release of us from any further warranty obligations. The settlement agreement did not have a material impact to our results of operations or financial position.

At Petrobras' direction, we replaced certain bolts located on the subsea flowlines that have failed through mid-

November 2005, and we understand that additional bolts have failed thereafter, which have been replaced by Petrobras. These failed bolts were identified by Petrobras when it conducted inspections of the bolts. The original design specification for the bolts was issued by Petrobras, and as such, we believe the cost resulting from any replacement is not our responsibility. In March 2006, Petrobras notified us that they have submitted this matter to arbitration claiming \$220 million plus interest for the cost of monitoring and replacing the defective stud bolts and, in addition, all of the costs and expenses of the arbitration including the cost of attorneys fees. The arbitration is being conducted in New York under the guidelines of the United Nations Commission on International Trade Law ("UNCITRAL"). We do not believe that it is probable that we have incurred a liability in connection with the claim in the bolt arbitration with Petrobras and therefore, no amounts have been accrued. We disagree with Petrobras' claim since the bolts met the design specification provided by Petrobras. Although we believe Petrobras is responsible for any maintenance and replacement of the bolts, it is possible that the arbitration panel could find against us on this issue. In addition, Petrobras has not provided any evidentiary support or analysis for the amounts claimed as damages. A preliminary hearing on legal and factual issues relating to liability with the arbitration panel was held in April 2008. The final arbitration hearings have not yet been scheduled. Therefore, at this time, we cannot conclude that the likelihood that a loss has been incurred is remote. Due to the indemnity from Halliburton, we believe any outcome of this matter will not have a material adverse impact to our operating results or financial position. KBR has incurred legal fees and related expenses of \$2 million, \$4 million and \$1 million for the years ended December 31, 2008, 2007 and 2006, respectively, related to this matter.

Under the master separation agreement, Halliburton has agreed to indemnify us and any of our greater than 50%-owned subsidiaries as of November 2006, for all out-of-pocket cash costs and expenses (except for ongoing legal costs), or cash settlements or cash arbitration awards in lieu thereof, we may incur after the effective date of the master separation agreement as a result of the replacement of the subsea flowline bolts installed in connection with the Barracuda-Caratinga project.

Improper payments reported to the SEC

During the second quarter of 2002, we reported to the SEC that one of our foreign subsidiaries operating in Nigeria made improper payments of approximately \$2.4 million to entities owned by a Nigerian national who held himself out as a tax consultant, when in fact he was an employee of a local tax authority. The payments were made to obtain favorable tax treatment and clearly violated our Code of Business Conduct and our internal control procedures. The payments were discovered during our audit of the foreign subsidiary. We conducted an investigation assisted by outside legal counsel, and, based on the findings of the investigation, we terminated several employees. None of our senior officers were involved. We are cooperating with the SEC in its review of the matter. We took further action to ensure that our foreign subsidiary paid all taxes owed in Nigeria. During 2003, we filed all outstanding tax returns and paid the associated taxes.

Foreign tax laws

We conduct operations in many tax jurisdictions throughout the world. Tax laws in certain of these jurisdictions are not as mature as those found in highly developed economies. As a consequence, although we believe we are in compliance with such laws, interpretations of these laws could be challenged by the foreign tax authorities. In many of these jurisdictions, non-income based taxes such as property taxes, sales and use taxes, and value-added taxes are assessed on the our operations in that particular location. While we strive to ensure compliance with these various non-income based tax filing requirements, there have been instances where potential non-compliance exposures have been identified. In accordance with accounting principles generally accepted in the United States of America, we make a provision for these exposures when it is both probable that a liability has been incurred and the amount of the exposure can be easily estimated. To date, such provisions have been immaterial, and we believe that, as of December 31, 2008, we adequately provided for such contingencies. However, it is possible that the our results of operations, cash flows, and financial position could adversely impacted if one or more non-compliance tax exposures are asserted by any of the jurisdictions where we conduct our operations.

On October 1, 2007, Mexico enacted a new tax law. The new tax law introduces a flat tax, which replaces Mexico's asset tax and requires Mexican taxpayers to pay the greater of its flat tax or regular corporation income tax liability. Currently, we do not believe that the expected arbitration awards will be subject to the flat tax. However, in the event the flat tax is later determined to be applicable to the arbitration awards, we believe that the flat tax should not have a material impact on our financial statements after considering the flat tax will be a creditable tax for U.S foreign tax credit purposes. The new tax law in Mexico will not have an impact on our financial position, results of operations or cash flows.

Environmental

We are subject to numerous environmental, legal and regulatory requirements related to our operations worldwide. In the United States, these laws and regulations include, among others:

- the Comprehensive Environmental Response, Compensation and Liability Act;
- the Resources Conservation and Recovery Act;
- the Clean Air Act;
- the Federal Water Pollution Control Act; and
- the Toxic Substances Control Act.

In addition to the federal laws and regulations, states and other countries where we do business often have numerous environmental, legal and regulatory requirements by which we must abide. We evaluate and address the environmental impact of our operations by assessing and remediating contaminated properties in order to avoid future liabilities and by complying with environmental, legal and regulatory requirements. On occasion, we are involved in specific environmental litigation and claims, including the remediation of properties we own or have operated as well as efforts to meet or correct compliance-related matters. We make estimates of the amount of costs associated with known environmental contamination that we will be required to remediate and record accruals to recognize those estimated liabilities. Our estimates are based on the best available information and are updated whenever new information becomes known. For certain locations, including our property at Clinton Drive, we have not completed our analysis of the site conditions and until further information is available, we are only able to estimate a possible range of remediation costs. This range of costs could change depending on our ongoing site analysis and the timing and techniques used to implement remediation activities. We do not expect costs related to environmental matters will have a material adverse effect on our consolidated financial position or our results of operations. At December 31, 2008 our accrual for the estimated assessment and remediation costs associated with all environmental matters was approximately \$8 million, which represents the low end of the range of possible costs that could be as much as \$15 million.

Other commitments

We had commitments to provide funds to our privately financed projects of \$64 million as of December 31, 2008, and \$113 million as of December 31, 2007. Our commitments to fund our privately financed projects are supported by letters of credit as described above. These commitments arose primarily during the start-up of these entities or due to losses incurred by them. At December 31, 2008, approximately \$16 million of the \$64 million commitments are current.

Liquidated damages

Many of our engineering and construction contracts have milestone due dates that must be met or we may be subject to penalties for liquidated damages if claims are asserted and we were responsible for the delays. These generally relate to specified activities within a project by a set contractual date or achievement of a specified level of output or throughput of a plant we construct. Each contract defines the conditions under which a customer may make a claim for liquidated damages. However, in most instances, liquidated damages are not asserted by the customer, but the potential to do so is used in negotiating claims and closing out the contract. We had not accrued for liquidated damages of \$31 million and \$28 million at December 31, 2008 and December 31, 2007, respectively (including amounts related to our share of unconsolidated subsidiaries), that we could incur based upon completing the projects as forecasted.

Leases

We are obligated under operating leases, principally for the use of land, offices, equipment, field facilities, and warehouses. We recognize minimum rental expenses over the term of the lease. When a lease contains a fixed escalation of the minimum rent or rent holidays, we recognize the related rent expense on a straight-line basis over the lease term and record the difference between the recognized rental expense and the amounts payable under the lease as deferred lease credits. We have certain leases for office space where we receive allowances for leasehold improvements. We capitalize these leasehold improvements as property, plant, and equipment and deferred lease credits. Leasehold improvements are amortized over the shorter of their economic useful lives or the lease term. Total rent expense was \$203 million, \$158 million and \$178 million in 2008, 2007 and 2006, respectively.

Future total rentals on noncancelable operating leases are as follows: \$52 million in 2009; \$47 million in 2010; \$42 million in 2011; \$38 million in 2012; \$32 million in 2013 and \$101 million thereafter.

Note 12. Income Taxes

The components of the provision for income taxes on continuing operations were:

Millions of dollars	Years ended December 31		
	2008	2007	2006
Current income taxes:			
Federal.....	\$ 41	\$ (101)	\$ (56)
Foreign.....	(165)	(58)	(54)
State.....	—	(6)	(2)
Total current.....	(124)	(165)	(112)
Deferred income taxes:			
Federal.....	(107)	30	27
Foreign.....	13	(6)	(8)
State.....	6	3	(1)
Total deferred.....	(88)	27	18
Provision for income taxes.....	<u>\$ (212)</u>	<u>\$ (138)</u>	<u>\$ (94)</u>

Prior to the separation from Halliburton, income tax expense for KBR, Inc. was calculated on a pro rata basis. Under this method, income tax expense was determined based on KBR, Inc. operations and their contributions to income tax expense of the Halliburton consolidated group. For the period post separation from Halliburton, income tax expense is calculated on a stand alone basis. Payments made to or received from Halliburton to settle tax assets and liabilities are classified as contributions to capital in the accompanying financial statements. KBR is subject to a tax sharing agreement primarily covering periods prior to the separation from Halliburton. The tax sharing agreement provides, in part, that KBR will be responsible for any audit settlements related to its business activity for periods prior to its separation from Halliburton. As a result, KBR recorded a charge to equity of \$17 million in 2007 and \$1 million in 2006. As of December 31, 2008, KBR has recorded a \$54 million payable to Halliburton for tax related items under the tax sharing agreement.

As noted above, we have calculated income tax expense based on a pro rata method up through the date of separation. A second method which is available for determining tax expense is the separate return method. Under the separate return method, KBR income tax expense is calculated as if we had filed tax returns for its own operations, excluding other Halliburton operations. If we had calculated income tax expense from continuing operations using the separate return method as of January 1, 2006, the income tax expense from continuing operations recorded in 2006 would have been \$73 million resulting in an effective tax rate of 57% under the separate return method. The income tax expense from discontinued operations recorded in 2006 would have been \$80 million resulting in an effective tax rate of 35% under the separate return method.

The United States and foreign components of income from continuing operations before income taxes and minority interest were as follows:

Millions of dollars	Years ended December 31		
	2008	2007	2006
United States.....	\$ (49)	\$ (42)	\$ 59
Foreign.....	618	384	69
Total.....	<u>\$ 569</u>	<u>\$ 342</u>	<u>\$ 128</u>

The reconciliations between the actual provision for income taxes on continuing operations and that computed by applying the United States statutory rate to income from continuing operations before income taxes and minority interest are as follows:

	Years ended December 31		
	2008	2007	2006
United States Statutory Rate	35.0%	35.0%	35.0%
Rate differentials on foreign earnings	1.6	7.3	(15.0)
Non-deductible loss	1.6	—	15.8
State income taxes	0.1	1.0	1.0
Prior year foreign taxes	2.1	(1.3)	16.2
Prior year federal & state taxes	(3.3)	—	13.8
Valuation allowance	0.1	(2.3)	(1.8)
Foreign tax credit displacement	—	—	8.3
Other	0.1	0.5	(0.1)
Total effective tax rate on continuing operations	<u>37.3%</u>	<u>40.2%</u>	<u>73.2%</u>

We generally do not provide U.S. income taxes on the undistributed earnings of non-United States subsidiaries except for certain entities in Mexico that are parties to the PEMEX arbitration and certain joint ventures in Yemen, Egypt, Nigeria and Indonesia. Taxes are provided as necessary with respect to earnings that are not permanently reinvested. For all other non-U.S. subsidiaries, no U.S. taxes are provided because such earnings are intended to be reinvested indefinitely to finance foreign activities.

We conduct operations in many tax jurisdictions throughout the world. Tax laws in certain of these jurisdictions are not as mature as those found in highly developed economies. As a consequence, although we believe we are in compliance with such laws, interpretations of these laws could be challenged by the foreign tax authorities. We believe we have adequately provided for all known challenges that are more likely than not to be sustained by such taxing authorities.

The primary components of our deferred tax assets and liabilities and the related valuation allowances are as follows:

Millions of dollars	Years ended December 31	
	2008	2007
Gross deferred tax assets:		
Depreciation and amortization	\$ 4	\$ 14
Employee compensation and benefits	178	76
Deferred foreign tax credit	24	—
Construction contract accounting	67	118
Loss carryforwards.....	35	94
Insurance accruals	21	18
Allowance for bad debt	7	7
Accrued liabilities	8	17
Total	<u>\$ 344</u>	<u>\$ 344</u>
Gross deferred tax liabilities:		
Construction contract accounting	\$ (54)	\$ (68)
Intangibles.....	(29)	—
Depreciation and amortization	(10)	—
All other	(12)	(1)
Total	<u>\$ (105)</u>	<u>\$ (69)</u>
Valuation Allowances:		
Foreign tax credit carryforward.....	\$ —	\$ —
Loss carryforwards.....	(19)	(33)
Total	<u>\$ (19)</u>	<u>\$ (33)</u>
Net deferred income tax asset	<u>\$ 220</u>	<u>\$ 242</u>

At December 31, 2008, we had \$102 million of net operating loss carryforwards that expire from 2009 through 2018 and loss carryforwards of \$31 million with indefinite expiration dates.

For the year ended December 31, 2008, our valuation allowance was reduced from \$33 million to \$19 million primarily as a result of utilization of foreign branch net operating losses for which a valuation allowance had been previously established in prior years.

Foreign tax credit carryforwards recorded in the financial statements reflect the credits actually generated by KBR operations, reduced for the amount considered utilized pursuant to the tax sharing agreement with Halliburton. Upon KBR's separation from the Halliburton U.S. consolidated group in 2007, the amount of foreign tax credit carryforward allocated to KBR was determined by operation of U.S. tax law. The amount of such carryforward allocated to KBR is not expected to be significant. Prior to December 31, 2007, we had established a valuation allowance for certain foreign tax credit carryforwards on the basis that we believed these assets would not be utilized in the statutory carryover period. These foreign tax credit carryovers of \$67 million have been derecognized as we do not expect them to be available to KBR. Consequently, the related valuation allowance of \$67 million was reversed in 2007.

KBR is the parent of a group of our domestic companies which are in the U.S. consolidated federal income tax return of Halliburton through April 5, 2007, the date of our separation from Halliburton. We also file income tax returns in various states and foreign jurisdictions. With few exceptions, we are no longer subject to examination by tax authorities for U.S. federal or state and local income tax for years before 2003, or for non-U.S. income tax for years before 1998.

Effective January 1, 2007, KBR adopted FASB Interpretation No. 48, Accounting for Uncertainty in Income Taxes, an Interpretation of FASB Statement No. 109 ("FIN 48" or the "Interpretation"). The Interpretation prescribes the minimum recognition threshold a tax position taken or expected to be taken in a tax return is required to meet before being recognized in the financial statements. It also provides guidance for derecognition, classification, interest and penalties, accounting in interim periods, disclosure, and transition. A reconciliation of the beginning and ending amount of unrecognized tax benefits

is as follows:

In millions

Balance at January 1, 2008	\$	63
Additions based on tax positions related to the current year.....		—
Additions based on tax positions related to prior years.....		5
Reductions for tax positions related to the current year.....		—
Reductions for tax positions of prior years.....		(7)
Settlements.....		(39)
Reductions related to a lapse of statute of limitations.....		—
Balance at December 31, 2008	\$	<u>22</u>

As of December 31, 2008, KBR estimates that \$22 million in unrecognized tax benefits, if recognized, would affect the effective tax rate. We do not anticipate any significant changes to the unrecognized tax benefits within the next twelve months.

KBR recognizes interest and penalties related to unrecognized tax benefits within the provision for income taxes in our consolidated statement of income. As of December 31, 2008, we had accrued approximately \$13 million in interest and penalties. During the year ended December 31, 2008, we recognized approximately \$1 million in net interest and penalties charges related to unrecognized tax benefits.

During 2008, we reduced our liability in the amount of \$39 million for an unrecognized tax benefit related to deductions taken on a Halliburton consolidated tax return for prior years as a result of the conclusion of an IRS audit in 2008. As a result, we reclassified the liability for this unrecognized tax benefit to “Due to former parent” on our consolidated balance sheets, as the deduction was taken in Halliburton’s consolidated tax return for periods governed by the tax sharing agreement.

As of December 31, 2008, the unrecognized tax benefits and accrued interest and penalties were not expected to be settled within one year and therefore are classified in noncurrent income tax payable. We do not believe our current tax positions that have resulted in unrecognized tax benefits will significantly increase or decrease within one year. As of December 31, 2008, no material changes have occurred in our estimates or expected events related to an Algeria tax assessment for the years 2003 through 2005. The audit exposure relates to the In Salah and In Amenas gas monetization projects, for which KBR has a 50% joint venture interest. The current audit assessment is based, in large part, on what we believe is an erroneous interpretation of the tax law. We will appeal the tax assessment, and we believe, the final amount determined to be owed will be substantially less than the amount that has been assessed. Nevertheless, there is no certainty that KBR will sustain its position or appeal. If the government prevails, there would be a substantial charge to the joint venture. KBR has recorded the amount that it believes the joint venture will have to pay to settle this tax audit. We will continue to evaluate the tax situation in Algeria, and if warranted, adjust the reserve recorded accordingly.

Note 13. Shareholders' Equity

The following tables summarize our shareholders' equity activity:

Millions of dollars	Common Stock	Member's Equity	Paid-in Capital in Excess of par	Treasury Stock	Retained Earnings	Accumulated Other Comprehensive Income (Loss)
Balance at December 31, 2005	\$ —	\$ 1,384	\$ —	\$ —	\$ —	\$ (128)
Contribution from parent and other activities	—	26	(11)	—	—	—
Transfer to common stock and paid-in capital in excess of par.....	—	(1,551)	1,551	—	—	—
Initial public offering.....	—	—	511	—	—	—
Stock-based compensation	—	—	17	—	—	—
Intercompany stock-based compensation.....	—	—	(16)	—	—	—
Adoption of FSP No. AUG AIR-1	—	—	7	—	—	—
Intercompany settlement of taxes.....	—	—	(1)	—	—	—
Comprehensive income:						
Net income	—	141	—	—	27	—
Other comprehensive income, net of tax (provision):						
Cumulative translation adjustment	—	—	—	—	—	31
Pension liability adjustment, net of tax of \$(24)	—	—	—	—	—	(57)
Other comprehensive gains (losses) on derivatives:						
Unrealized gains (losses) on derivatives.....	—	—	—	—	—	19
Reclassification adjustments to net income (loss)	—	—	—	—	—	1
Income tax benefit (provision) on derivatives....	—	—	—	—	—	(5)
Total	—	141	—	—	27	(11)
Adoption of SFAS No. 158, net of tax of \$(107).....	—	—	—	—	—	(152)
Balance at December 31, 2006.....	\$ —	\$ —	\$ 2,058	\$ —	\$ 27	\$ (291)
Adoption of FIN No. 48	—	—	—	—	(10)	—
Stock-based compensation	—	—	11	—	—	—
Intercompany stock-based compensation.....	—	—	1	—	—	—
Intercompany settlement of taxes.....	—	—	(17)	—	—	—
Common stock issued upon exercise of stock options.	—	—	6	—	—	—
Tax benefit related to stock-based plans	—	—	11	—	—	—
Comprehensive income:						
Net income	—	—	—	—	302	—
Other comprehensive income, net of tax (provision):						
Cumulative translation adjustment	—	—	—	—	—	(5)
Pension liability adjustment, net of tax of \$116.	—	—	—	—	—	176
Other comprehensive gains (losses) on derivatives:						
Unrealized gains (losses) on derivatives.....	—	—	—	—	—	1
Reclassification adjustments to net income (loss)	—	—	—	—	—	(4)
Income tax benefit (provision) on derivatives....	—	—	—	—	—	1
Total	—	—	—	—	302	169
Balance at December 31, 2007.....	\$ —	\$ —	\$ 2,070	\$ —	\$ 319	\$ (122)
FAS 158 remeasurement date.....	—	—	—	—	(1)	—
Stock-based compensation	—	—	16	—	—	—
Common stock issued upon exercise of stock options.	—	—	3	—	—	—
Tax benefit related to stock-based plans	—	—	2	—	—	—
Dividends declared to shareholders.....	—	—	—	—	(41)	—
Repurchases of common stock	—	—	—	(196)	—	—
Comprehensive income:						
Net income	—	—	—	—	319	—
Other comprehensive income, net of tax (provision):						
Cumulative translation adjustment	—	—	—	—	—	(107)
Pension liability adjustment, net of tax of \$(85)	—	—	—	—	—	(209)
Other comprehensive gains (losses) on derivatives:						
Unrealized gains (losses) on derivatives.....	—	—	—	—	—	(1)
Reclassification adjustments to net income (loss)	—	—	—	—	—	(1)
Income tax benefit (provision) on derivatives....	—	—	—	—	—	1
Total	—	—	—	—	319	(317)
Balance at December 31, 2008.....	\$ —	\$ —	\$ 2,091	\$ (196)	\$ 596	\$ (439)

Accumulated other comprehensive income

Millions of dollars	December 31		
	2008	2007	2006
Cumulative translation adjustments.....	\$ (69)	\$ 38	\$ 43
Pension liability adjustments.....	(368)	(159)	(335)
Unrealized gains (losses) on derivatives	(2)	(1)	1
Total accumulated other comprehensive income.....	<u>\$ (439)</u>	<u>\$ (122)</u>	<u>\$ (291)</u>

Comprehensive income for the year ended December 31, 2008 includes the amortization of actuarial loss of approximately \$8 million and the amortization of prior service cost of \$1 million.

Comprehensive income for the year ended December 31, 2007 includes the elimination of net cumulative translation and pension liability adjustments of \$(22) million and \$90 million, respectively, related to the disposition of our 51% interest in DML. See Note 22 for further discussion.

Shares of common stock

Millions of shares	Shares	Amount
Balance at December 31, 2006	168	\$ —
Common stock issued	2	—
Balance at December 31, 2007	170	—
Common stock issued	—	—
Balance at December 31, 2008	<u>170</u>	<u>\$ —</u>

Shares of treasury stock

Millions of shares	Shares	Amount
Balance at December 31, 2007	—	\$ —
Common stock repurchased.....	8	196
Balance at December 31, 2008	<u>8</u>	<u>\$ 196</u>

Dividends

In 2008, we declared dividends totaling \$41 million of which \$16 million remained unpaid as of December 31, 2008. Dividends declared per share in our consolidated statements of income for the year ended December 31, 2008 represents dividends declared and payable to shareholders of record in our 2008 fiscal year and excludes dividends declared of \$0.05 per share declared in December 2008 for shareholders of record as of March 13, 2009.

Note 14. Stock Incentive Plans

Stock Plans

In 2008, 2007 and 2006 stock-based compensation awards were granted to employees under KBR stock-based compensation plans. In addition, in 2005, KBR employees participated in Halliburton compensation plans and received grants under these plans.

KBR 2006 Stock and Incentive Plan

In November 2006, KBR established the KBR 2006 Stock and Incentive Plan (KBR 2006 Plan) which provides for the grant of any or all of the following types of stock-based awards:

- stock options, including incentive stock options and nonqualified stock options;
- stock appreciation rights, in tandem with stock options or freestanding;

- restricted stock;
- restricted stock unit;
- performance awards; and
- stock value equivalent awards.

Under the terms of the KBR 2006 Plan, 10 million shares of common stock have been reserved for issuance to employees and non-employee directors. The plan specifies that no more than 3.5 million shares can be awarded as restricted stock or restricted stock units or pursuant to performance awards. At December 31, 2008, approximately 7.3 million shares were available for future grants under the KBR 2006 Plan, of which approximately 1.6 million shares remained available for restricted stock awards or restricted stock unit awards.

KBR Transitional Stock Adjustment Plan

The Transitional Stock Adjustment Plan provides for stock options to purchase the common stock of KBR and restricted shares of the Company's common stock to holders of outstanding options and restricted shares under the Halliburton 1993 Stock and Incentive Plan. The plan was adopted solely for the purpose to convert Halliburton equity awards to KBR equity awards. No new awards can be made under the plan. The converted equity awards are subject to substantially the same terms as they were under the Halliburton 1993 Stock and Incentive Plan prior to conversion.

KBR Stock Options

Under KBR's 2006 Plan, effective as of the closing date of the KBR initial public offering, stock options are granted with an exercise price not less than the fair market value of the common stock on the date of the grant and a term no greater than 10 years. The term and vesting periods are established at the discretion of the Compensation Committee at the time of each grant. We amortize the fair value of the stock options over the vesting period on a straight-line basis.

The following table presents stock options granted, exercised, forfeited and expired under KBR stock-based compensation plans.

Stock Options	Number of Shares	Weighted Average Exercise Price per Share	Weighted Average Remaining Contractual Term (years)	Aggregate Intrinsic Value (in millions)
Outstanding at December 31, 2007	2,123,294	\$ 14.49		
Granted.....	—			
Exercised	(280,627)	12.21		
Forfeited	(96,465)	21.26		
Expired	(39,825)	11.90		
Outstanding at December 31, 2008	1,706,377	\$ 14.54	5.38	\$ 5.79
Exercisable at December 31, 2008	1,467,472	\$ 13.36	4.97	\$ 5.79

The total intrinsic value of options exercised in 2008 was \$4 million. As of December 31, 2008, there was \$2 million of unrecognized compensation cost, net of estimated forfeitures, related to non-vested KBR stock options, expected to be recognized over a weighted average period of approximately 0.9 years.

KBR Restricted stock

Restricted shares issued under the KBR's 2006 Plan are restricted as to sale or disposition. These restrictions lapse periodically over an extended period of time not exceeding 10 years. Restrictions may also lapse for early retirement and other conditions in accordance with our established policies. Upon termination of employment, shares on which restrictions have

not lapsed must be returned to us, resulting in restricted stock forfeitures. The fair market value of the stock on the date of grant is amortized and ratably charged to income over the period during which the restrictions lapse on a straight-line basis. For awards with performance conditions, an evaluation is made each quarter as to the likelihood of the performance criteria being met. Stock-based compensation is then adjusted to reflect the number of shares expected to vest and the cumulative vesting period met to date.

The following table presents the restricted stock awards and restricted stock units granted, vested, and forfeited during 2008 under KBR's 2006 Stock and Incentive Plan.

	Number of Shares	Weighted Average Grant-Date Fair Value per Share
<i>Restricted Stock</i>		
Nonvested shares at December 31, 2007	1,996,217	\$ 19.75
Granted	706,976	30.54
Vested	(573,437)	18.00
Forfeited	(272,257)	20.75
Nonvested shares at December 31, 2008	1,857,499	\$ 24.25

The weighted average grant-date fair value of restricted KBR shares granted to employees during 2008 and 2007 and was \$30.54 and \$29.63, respectively. As of December 31, 2008, there was \$34 million of unrecognized compensation cost, net of estimated forfeitures, related to KBR's nonvested restricted stock and restricted stock units, which is expected to be recognized over a weighted average period of 3.6 years. As of December 31, 2007, there was \$31 million of unrecognized compensation cost, net of estimated forfeitures, related to KBR's nonvested restricted stock and restricted stock units, which is expected to be recognized over a weighted average period of 4.0 years. The total fair value of shares vested was \$14 million in 2008 and \$12 million in 2007 based on the weighted-average fair value on the vesting date. The total fair value of shares vested was \$10 million in 2008 and \$6 million in 2007 based on the weighted-average fair value on the date of grant.

KBR Performance Award Units

Under KBR's 2006 Plan, in 2008 we granted 24,325,249 performance based award units ("Performance Awards") with a performance period from March 1, 2008 to December 31, 2010. In 2007 we granted 24,549,000 Performance Awards with a performance period from July 1, 2007 to December 31, 2009. Performance Awards vested in 2008 were 15,919,445 and 4,978,737 in 2007. Performance Awards forfeited in 2008 were 4,048,449 and 837,407 in 2007. At December 31, 2008 the outstanding balance for performance based award units was 23,090,212. No Performance Awards will vest until such earned Performance Awards, if any, are paid, subject to approval of the performance results by the certification committee. Refer to Note 2 for additional information regarding the performance award units.

Halliburton Awards

Halliburton has stock-based employee compensation plans in which, prior to our separation from Halliburton, on April 5, 2007, certain key employees of KBR participated. In accordance with our Transitional Stock Adjustment Plan and upon our complete separation from Halliburton, stock options and restricted stock awards granted to KBR employees under Halliburton's 1993 Stock and Incentive Plan were converted to stock options and restricted stock awards covering KBR common stock. Refer to Note 2 for additional information regarding the conversion of these awards.

Halliburton Stock options

All stock options under Halliburton's 1993 Stock and Incentive Plan were granted at the fair market value of the common stock at the grant date. Employee stock options vest ratably over a three- or four-year period and generally expire 10 years from the grant date. There were no Halliburton stock options granted to KBR employees in 2008, 2007 or 2006. The total intrinsic value of options exercised by KBR, Inc.'s employees in 2006 was \$31 million.

Halliburton Restricted stock

Restricted shares issued under Halliburton's 1993 Plan are restricted as to sale or disposition. These restrictions lapse periodically over an extended period of time not exceeding 10 years. Restrictions may also lapse for early retirement and other conditions in accordance with Halliburton's established policies. Upon termination of employment, shares on which restrictions have not lapsed must be returned to Halliburton, resulting in restricted stock forfeitures. The fair market value of the stock on the date of grant is amortized and ratably charged to income over the period during which the restrictions lapse.

The weighted average grant-date fair value of restricted shares granted to our employees during 2006 and 2005 was \$33.77 and \$22.14, respectively. There were no Halliburton restricted shares granted to KBR employees in 2007. The total fair value of shares vested during 2006 and 2005 was \$12 million and \$16 million, respectively.

Halliburton 2002 Employee Stock Purchase Plan

Under the ESPP, eligible employees may have up to 10% of their earnings withheld, subject to some limitations, to be used to purchase shares of Halliburton's common stock. Unless Halliburton's Board of Directors shall determine otherwise, each six-month offering period commences on January 1 and July 1 of each year. The price at which Halliburton's common stock may be purchased under the ESPP is equal to 85% of the lower of the fair market value of Halliburton's common stock on the commencement date or last trading day of each offering period. Under this plan, 24 million shares of Halliburton's common stock have been reserved for issuance, which may be authorized but unissued shares or treasury shares. As of December 31, 2006, 3.7 million shares have been sold to our employees through the ESPP.

Effective upon our complete separation from Halliburton, the Halliburton ESPP plan was terminated for KBR employees. No shares were purchased by KBR employees in 2007 under the Halliburton ESPP plan. Halliburton shares previously purchased under the ESPP plan remained Halliburton common stock and did not convert to KBR common stock at the date of separation.

Note 15. Financial Instruments and Risk Management

Foreign exchange risk. Techniques in managing foreign exchange risk include, but are not limited to, foreign currency borrowing and investing and the use of currency derivative instruments. We selectively manage significant exposures to potential foreign exchange losses considering current market conditions, future operating activities and the associated cost in relation to the perceived risk of loss. The purpose of our foreign currency risk management activities is to protect us from the risk that the eventual dollar cash flow resulting from the sale and purchase of products and services in foreign currencies will be adversely affected by changes in exchange rates.

We manage our currency exposure through the use of currency derivative instruments as it relates to the major currencies, which are generally the currencies of the countries for which we do the majority of our international business. These contracts generally have an expiration date of two years or less. Forward exchange contracts, which are commitments to buy or sell a specified amount of a foreign currency at a specified price and time, are generally used to manage identifiable foreign currency commitments. Forward exchange contracts and foreign exchange option contracts, which convey the right, but not the obligation, to sell or buy a specified amount of foreign currency at a specified price, are generally used to manage exposures related to assets and liabilities denominated in a foreign currency. None of the forward or option contracts are exchange traded. While derivative instruments are subject to fluctuations in value, the fluctuations are generally offset by the value of the underlying exposures being managed. The use of some contracts may limit our ability to benefit from favorable fluctuations in foreign exchange rates.

Foreign currency contracts are not utilized to manage exposures in some currencies due primarily to the lack of available markets or cost considerations (non-traded currencies). We attempt to manage our working capital position to minimize foreign currency commitments in non-traded currencies and recognize that pricing for the services and products offered in these countries should cover the cost of exchange rate devaluations. We have historically incurred transaction losses in non-traded currencies.

Assets, liabilities and forecasted cash flow denominated in foreign currencies. We utilize the derivative instruments described above to manage the foreign currency exposures related to specific assets and liabilities, that are denominated in foreign currencies; however, we have not elected to account for these instruments as hedges for accounting purposes. Additionally, we utilize the derivative instruments described above to manage forecasted cash flow denominated in foreign

currencies generally related to long-term engineering and construction projects. Since 2003, we have designated these contracts related to engineering and construction projects as cash flow hedges. The ineffective portion of these hedges is included in operating income in the accompanying consolidated statements of income and was not material in 2006. During 2008 and 2007 no hedge ineffectiveness was recognized. As of December 31, 2008, we had unrealized gains on cash flow hedges of \$1 million and at December 31, 2007, we had less than \$1 million in unrealized net losses on these cash flow hedges. These unrealized gains and losses include amounts attributable to cash flow hedges placed by our consolidated and unconsolidated subsidiaries and are included in other comprehensive income in the accompanying consolidated balance sheets. Changes in the timing or amount of the future cash flow being hedged could result in hedges becoming ineffective and, as a result, the amount of unrealized gain or loss associated with that hedge would be reclassified from other comprehensive income into earnings. At December 31, 2008, the maximum length of time over which we are hedging our exposure to the variability in future cash flow associated with foreign currency forecasted transactions is 13 months. Estimated amounts to be recognized in earnings in 2009 are not significant. The fair value liability of these contracts was approximately \$1 million as of December 31, 2008. The fair value asset of these contracts was approximately \$1 million at December 31, 2007.

Notional amounts and fair market values. The notional amounts of open forward contracts and options held by our consolidated subsidiaries was \$274 million, \$332 million and \$134 million at December 31, 2008, 2007 and 2006, respectively. The notional amounts of our foreign exchange contracts do not generally represent amounts exchanged by the parties, and thus, are not a measure of our exposure or of the cash requirements relating to these contracts. The amounts exchanged are calculated by reference to the notional amounts and by other terms of the derivatives, such as exchange rates.

Credit risk. Financial instruments that potentially subject us to concentrations of credit risk are primarily cash equivalents, investments and trade receivables. It is our practice to place our cash equivalents and investments in high-quality securities with various investment institutions. We derive the majority of our revenues from engineering and construction services to the energy industry and services provided to the United States government. There are concentrations of receivables in the United States and the United Kingdom. We maintain an allowance for losses based upon the expected collectibility of all trade accounts receivable.

There are no significant concentrations of credit risk with any individual counterparty related to our derivative contracts. We select counterparties based on their profitability, balance sheet and a capacity for timely payment of financial commitments which is unlikely to be adversely affected by foreseeable events.

Interest rate risk. Certain of our unconsolidated subsidiaries and joint-ventures are exposed to interest rate risk through their variable rate borrowings. We manage our exposure to this variable-rate debt with interest rate swaps that are jointly owned through our investments. We had unrealized net losses on the interest rate cash flow hedges held by our unconsolidated subsidiaries and joint-ventures of approximately \$2 million and less than \$1 million as of December 31, 2008 and 2007, respectively.

Fair market value of financial instruments. The carrying amount of variable rate long-term debt approximates fair market value because these instruments reflect market changes to interest rates. The carrying amount of short-term financial instruments, cash and equivalents, receivables, and accounts payable, as reflected in the consolidated balance sheets, approximates fair market value due to the short maturities of these instruments. The currency derivative instruments are carried on the balance sheet at fair value and are based upon third party quotes.

In September 2006, the FASB issued Statement of Financial Accounting Standards (“SFAS”) No. 157, “Fair Value Measurements” (“SFAS 157”). This statement defines fair value, establishes a framework for using fair value to measure assets and liabilities, and expands disclosures about fair value measurements. The statement applies whenever other statements require or permit assets or liabilities to be measured at fair value. SFAS 157 is effective for interim periods and fiscal years beginning after November 15, 2007. In February 2008, the FASB issued FASB Staff Position No. 157-2 that provides for a one-year deferral for the implementation of SFAS 157 for non-financial assets and liabilities. SFAS 157 does not require any new fair value measurements, but rather, it provides enhanced guidance to other pronouncements that require or permit assets or liabilities to be measured at fair value.

With its disclosure requirements, SFAS 157 establishes a three-tier value hierarchy, categorizing the inputs used to measure fair value. The hierarchy can be described as follows: (Level 1) observable inputs such as quoted prices in active markets; (Level 2) inputs other than the quoted prices in active markets that are observable either directly or indirectly; and

(Level 3) unobservable inputs in which there is little or no market data, which require the reporting entity to develop its own assumptions.

The financial assets and liabilities measured at fair value on a recurring basis are included below:

Fair Value Measurements at Reporting Date Using					
		Quoted Prices		Significant	Significant
		in Active		Other	Unobservable
<i>Millions of dollars</i>	December 31,	Markets for		Observable	Inputs
		Identical		Inputs	Inputs
	2008	Assets		(Level 2)	(Level 3)
		(Level 1)			
Marketable securities.....	\$ 18	\$ 18	\$ —	\$ —	\$ —
Derivative assets	\$ 6	\$ —	\$ 6	\$ —	\$ —
Derivative liabilities	\$ 7	\$ —	\$ 7	\$ —	\$ —

We manage our currency exposures through the use of foreign currency derivative instruments denominated in our major currencies, which are generally the currencies of the countries for which we do the majority of our international business. We utilize derivative instruments to manage the foreign currency exposures related to specific assets and liabilities that are denominated in foreign currencies, and to manage forecasted cash flows denominated in foreign currencies generally related to long-term engineering and construction projects. The purpose of our foreign currency risk management activities is to protect us from the risk that the eventual dollar cash flow resulting from the sale and purchase of products and services in foreign currencies will be adversely affected by changes in exchange rates. The currency derivative instruments are carried on the condensed consolidated balance sheet at fair value and are based upon market observable inputs.

Note 16. Equity Method Investments and Variable Interest Entities

We conduct some of our operations through joint ventures which are in partnership, corporate, undivided interest and other business forms and are principally accounted for using the equity method of accounting.

The following is a description of our significant unconsolidated subsidiaries that are accounted for using the equity method of accounting:

- TSKJ Group is a joint venture consortium consisting of several private limited liability companies registered in Madeira, Portugal. TSKJ Group entered into various contracts to design and construct large-scale projects in Nigeria. KBR has an approximate 25% interest in the TSKJ Group.
- TKJ Group is a joint venture consortium consisting of several private limited liability companies registered in Dubai, UAE. The TKJ Group was created for the purpose of trading equipment and the performance of services required for the realization, construction, and modification of maintenance of oil, gas, chemical, or other installations in the Middle East. KBR holds a 33.3% interest in the TKJ Group companies.
- MMM is a joint venture formed under a Partners Agreement related to the Mexico contract with PEMEX. The MMM joint venture was set up under Mexican maritime law in order to hold navigation permits to operate in Mexican waters. The scope of the business is to render services of maintenance, repair and restoration of offshore oil and gas platforms and provisions of quartering in the territorial waters of Mexico. KBR holds a 50% interest in the MMM joint venture.
- Aspire Defence—Allenby & Connaught is a joint venture between us, Carillion Plc. and a financial investor formed to contract with the U.K. Ministry of Defence to upgrade and provide a range of services to the British Army's garrisons at Aldershot and around the Salisbury Plain in the United Kingdom. We own a 45% interest in Aspire Defence. In addition, we own a 50% interest in each of the two joint ventures that provide the construction and related support services to Aspire Defence. We account for our investments in these entities using the equity method of accounting.

Brown & Root Condor Spa ("BRC") is a joint venture in which we owned 49% interest. During the third quarter of 2007, we sold our 49% interest and other rights in BRC to Sonatrach for approximately \$24 million resulting in a pre-tax gain

of approximately \$18 million which is included in “Equity in earnings (losses) of unconsolidated affiliates”. As of December 31, 2008, we have not collected the remaining \$18 million due from Sonatrach for the sale of our interest in BRC, which is included in “Notes and accounts receivable.” In the fourth quarter of 2008, we filed for arbitration in an attempt to force collection and we will take other actions, as deemed necessary, to collect the remaining amounts.

Summarized financial information for the underlying businesses of our significant equity method investments are as follows:

Balance Sheets

For the Year Ended December 31, 2008				
Millions of dollars	TSKJ			
	Group	TKJ Group	MMM	ASD
Current assets.....	\$ 128	\$ 584	\$ 68	\$ 24
Noncurrent assets.....	\$ 41	\$ 34	\$ 50	\$ 351
Total assets.....	\$ 169	\$ 618	\$ 118	\$ 375
Current liabilities.....	\$ 110	\$ 606	\$ 29	\$ 94
Noncurrent liabilities.....	\$ —	\$ —	\$ 2	\$ 501
Total liabilities.....	\$ 110	\$ 606	\$ 31	\$ 595

Statements of Operations

For the Year Ended December 31, 2008				
Millions of dollars	TSKJ			
	Group	TKJ Group	MMM	ASD
Revenue.....	\$ 35	\$ 573	\$ 248	\$ 70
Operating income (loss)	\$ 14	\$ (26)	\$ 39	\$ (169)
Net income (loss).....	\$ 12	\$ (11)	\$ 36	\$ (207)

Balance Sheets

For the Year Ended December 31, 2007				
Millions of dollars	TSKJ			
	Group	TKJ Group	MMM	ASD
Current assets.....	\$ 255	\$ 666	\$ 78	\$ 33
Noncurrent assets.....	\$ 30	\$ 110	\$ 45	\$ 640
Total assets.....	\$ 285	\$ 776	\$ 123	\$ 673
Current liabilities.....	\$ 177	\$ 723	\$ 35	\$ 69
Noncurrent liabilities.....	\$ —	\$ —	\$ —	\$ 618
Total liabilities.....	\$ 177	\$ 723	\$ 35	\$ 687

Statements of Operations

For the Year Ended December 31, 2007				
Millions of dollars	TSKJ			
	Group	TKJ Group	MMM	ASD
Revenue.....	\$ 291	\$ 844	\$ 150	\$ 229
Operating income (loss)	\$ 50	\$ 63	\$ 30	\$ (4)
Net income (loss).....	\$ 60	\$ 87	\$ 32	\$ (41)

Statements of Operations

	For the Year Ended December 31, 2006				
	TSKJ				
Millions of dollars	Group	BRC	TKJ Group	MMM	ASD
Revenue.....	\$ 339	\$ 483	\$ 943	\$ 172	\$ 158
Operating income (loss)	\$ 20	\$ 21	\$ 83	\$ 32	\$ (13)
Net income (loss).....	\$ 32	\$ 14	\$ 96	\$ 24	\$ (57)

Consolidated summarized financial information for all other jointly owned operations that are accounted for using the equity method of accounting is as follows:

Balance Sheets

Millions of dollars	December 31,	
	2008	2007
Current assets	\$ 2,814	\$ 4,025
Noncurrent assets.....	2,866	3,041
Total	<u>\$ 5,680</u>	<u>\$ 7,066</u>
Current liabilities	\$ 1,174	\$ 1,273
Noncurrent liabilities.....	4,468	5,719
Member's equity.....	38	74
Total	<u>\$ 5,680</u>	<u>\$ 7,066</u>

Statements of Operations

Millions of dollars	Years ended December 31,		
	2008	2007	2006
Revenue	\$ 1,716	\$ 1,912	\$ 1,898
Operating income (loss).....	\$ 221	\$ 204	\$ 1
Net income (loss)	<u>\$ 125</u>	<u>\$ 89</u>	<u>\$ 33</u>

The FASB issued FASB Interpretation No. 46, "Consolidation of Variable Interest Entities, an Interpretation of ARB No. 51" (FIN 46), in January 2003. In December 2003, the FASB issued FIN 46R, a revision which supersedes the original interpretation. We adopted FIN 46R effective January 1, 2004. FIN 46R requires the consolidation of entities in which a company absorbs a majority of another entity's expected losses, receives a majority of the other entity's expected residual returns, or both, as a result of ownership, contractual, or other financial interests in the other entity. Previously, entities were generally consolidated based upon a controlling financial interest through ownership of a majority voting interest in the entity. In December 2008, the FASB issued FSP FIN46 R-8, "Interest in Variable Interest Entities," which requires expanded information about an enterprise's involvement with a variable interest entity and such required disclosure is included below.

We assess all newly created entities and those with which we become involved to determine whether such entities are variable interest entities and, if so, whether or not we are the primary beneficiary of such entities. Most of the entities we assess are incorporated or unincorporated joint ventures formed by us and our partner(s) for the purpose of executing a project or program for a customer, such as a governmental agency or a commercial enterprise, and are generally dissolved upon completion of the project or program. Many of our long-term energy-related construction projects in our Upstream business unit are executed through such joint ventures. Typically, these joint ventures are funded by advances from the project owner, and accordingly, require little or no equity investment by the joint venture partners but may require subordinated financial support from the joint venture partners such as letters of credit, performance and financial guarantees or obligations to fund losses incurred by the joint venture. Other joint ventures, such as privately financed initiatives in our Ventures business unit, generally require the partners to invest equity and take an ownership position in an entity that manages and operates an asset post construction.

We primarily perform a qualitative assessment in determining whether we are the primary beneficiary once an entity is identified as a variable interest entity. A qualitative assessment begins with an understanding of nature of the risks in the entity as well as the nature of the entity's activities including terms of the contracts entered into by the entity, interests issued by the entity and how they were marketed, and the parties involved in the design of the entity. We then identify all of the variable interests held by parties involved with the variable interest entity including, among other things, equity investments, subordinated debt financing, letters of credit, and financial and performance guarantees, and in some cases service contracts. Once we identify the variable interests, we gain understanding of the variability in the risks and rewards created by the entity and how such variability is absorbed by the identified variable interests. Most of the variable interest entities with which we are involved have relatively few variable interests and are primarily related to our equity investment and other subordinated financial support. Generally, a qualitative assessment is sufficient for us to determine which party, if any, involved with the entity is the primary beneficiary. In certain circumstances where there are complex arrangements involving numerous variable interests such as senior and subordinated project financing, equity interests, or service contracts, we perform a quantitative assessment using expected cash flows of the entity to determine the primary beneficiary, if any.

We often are involved in joint ventures with partners that are deemed to be de-facto agency related parties primarily due to shareholder agreements with terms prohibiting a partner from selling, transferring or otherwise encumbering its interest in the joint venture without the prior approval of other partners. In situations the related party group is deemed to be the primary beneficiary, we generally look to the relationship and significance of the activities of the variable interest entity to the parties in the related party group to identify which party is the primary beneficiary of the entity. These activities primarily relate to the amount of effort in terms of man hours contributed and the scope and significance of expertise contributed to the project by each party.

The following is a summary of the significant variable interest entities in which we are either the primary beneficiary or in which we have a significant variable interest:

- during 2001, we formed a joint venture, in which we own a 50% equity interest with an unrelated partner, that owns and operates heavy equipment transport vehicles in the United Kingdom. This variable interest entity was formed to construct, operate, and service certain assets for a third party, and was funded with third party debt. The construction of the assets was completed in the second quarter of 2004, and the operating and service contract related to the assets extends through 2023. The proceeds from the debt financing were used to construct the assets and will be paid down with cash flow generated during the operation and service phase of the contract. As of December 31, 2008 and 2007, the joint venture had total assets of \$114 million and \$158 million and total liabilities of \$121 million and \$167 million, respectively. Our aggregate maximum exposure to loss as a result of our involvement with this joint venture is represented by our investment in the entity which was \$6 million at December 31, 2008, and any future losses related to the operation of the assets. We are not the primary beneficiary. We account for this joint venture using the equity method of accounting;
- we are involved in four privately financed projects, executed through joint ventures, to design, build, operate, and maintain roadways for certain government agencies in the United Kingdom. We have a 25% ownership interest in each of these joint ventures and account for them by the equity method of accounting. The joint ventures have obtained financing through third parties that is nonrecourse to us. These joint ventures are considered variable interest entities. However, we are not the primary beneficiary of these joint ventures and therefore, account for them using the equity method of accounting. As of December 31, 2008, these joint ventures had total assets of \$1.6 billion and total liabilities of \$1.6 billion. As of December 31, 2007, these joint ventures had total assets of \$2.2 billion and total liabilities of \$2.2 billion. Our maximum exposure to loss was \$22 million at December 31, 2008, which consists primarily of our investment balance of \$21 million and other receivables due from the venture;
- we participate in a privately financed project formed for operating and maintaining a railroad freight business in Australia. We own 36.7% of the joint venture and operating company and we account for these investments using the equity method of accounting. These joint ventures are funded through senior and subordinated debt and equity contributions from the joint ventures' partners. In October 2006, the joint venture incurred an event of default under its loan agreement by failing to make an interest and principal payment. These loans are non-recourse to us. During 2006, we recorded a total of \$58 million in impairment charges on our equity investment as a result of continued losses incurred by the joint venture and its unsuccessful attempts to raise additional equity from third parties. In December 2006, the senior lenders agreed to waive existing defaults and concede certain rights under the existing indenture under a Standstill Agreement. Among these were a reduction in the joint venture's debt service reserve and the relinquishment of the right to receive principal payments for 27 months, through March 2009. In exchange for these concessions, the shareholders of the joint venture committed approximately \$12 million of new subordinated financing, of which \$6 million was committed by us. At the time of the additional shareholder funding, the shareholders expected to continue the ramp-up activities so that they would be in a position to either sell the business or restructure or refinance its debt. Early in 2008, the board of directors of the joint venture determined that a voluntary sale of the business was the most appropriate course of action for the shareholders to comply with their obligations under the Standstill agreements. In August of 2008, final bids were received from interested parties and the board selected a preferred bidder in September 2008. An offer was received to acquire the business for an amount that would have been sufficient to pay the senior lenders in full and make partial payment to subordinated lenders. However, the required consents were not received from a minority of the subordinated lenders resulting in a lapse of the offer. As such, on November 6, 2008, the board of the joint venture voted to put the business into administration and appointed a voluntary administrator following its failure to complete a voluntary sale of the business. The board's appointment of a voluntary administrator triggered the senior lenders to appoint a receiver pursuant to the loan agreements. The amount of

senior borrowings became immediately payable thereafter. Currently, the receivers are conducting a sale process and continue to operate the business as usual.

- These joint ventures are considered variable interest entities; however, we are not the primary beneficiary of the joint ventures. As a result of the appointed administrator and receiver over the business, we have very limited influence, if any, over the joint venture. The receiver has presented the joint venture assets and liabilities at December 31, 2008 based on a going concern assumption and no adjustments have been made that might be necessary if the entity is unable to continue operating as a going concern. As of December 31, 2008 and 2007, the joint venture had combined total assets of \$375 million and \$673 million and total liabilities of \$595 million and \$687 million, respectively. We have funded approximately \$5.3 million of the total \$6 million committed by us under the Standstill Agreement. We funded the remaining \$0.7 million in the first quarter of 2009. We have no further obligation of any kind related to our involvement in this joint venture;
- we participate in a privately financed project executed through certain joint ventures formed to design, build, operate, and maintain a toll road in southern Ireland. The joint ventures were funded through debt and were formed with minimal equity. These joint ventures are considered variable interest entities, however, we are not the primary beneficiary of the joint ventures. We have up to a 25% ownership interest in the project's joint ventures, and we are accounting for these interests using the equity method of accounting. As of December 31, 2008 and 2007, the joint ventures had combined total assets of \$271 million and \$313 million and total liabilities of \$286 million and \$307 million, respectively. Our maximum exposure to loss was zero at December 31, 2008, and our share of any future losses resulting from the project;
- in April 2006, Aspire Defence, a joint venture between us, Carillion Plc. and a financial investor, was awarded a privately financed project contract, the Allenby & Connaught project, by the MoD to upgrade and provide a range of services to the British Army's garrisons at Aldershot and around Salisbury Plain in the United Kingdom. In addition to a package of ongoing services to be delivered over 35 years, the project includes a nine-year construction program to improve soldiers' single living, technical and administrative accommodations, along with leisure and recreational facilities. Aspire Defence will manage the existing properties and will be responsible for design, refurbishment, construction and integration of new and modernized facilities. We indirectly own a 45% interest in Aspire Defence, the project company that is the holder of the 35-year concession contract. In addition, we own a 50% interest in each of two joint ventures that provide the construction and the related support services to Aspire Defence. Our performance through the construction phase is supported by \$142 million in letters of credit and surety bonds totaling approximately \$163 million as of December 31, 2008, both of which have been guaranteed by Halliburton. Furthermore, our financial and performance guarantees are joint and several, subject to certain limitations, with our joint venture partners. The project is funded through equity and subordinated debt provided by the project sponsors and the issuance of publicly held senior bonds which are nonrecourse to us. The entities we hold an interest in are considered variable interest entities; however, we are not the primary beneficiary of these entities. We account for our interests in each of the entities using the equity method of accounting. As of December 31, 2008, the aggregate total assets and total liabilities of the variable interest entities were \$2.8 billion and \$2.7 billion, respectively. As of December 31, 2007, the aggregate total assets and total liabilities of the variable interest entities were \$3.5 billion and \$3.5 billion, respectively. Our maximum exposure to project company losses as of December 31, 2008 was \$73 million. Our maximum exposure to construction and operating joint venture losses is limited to the funding of any future losses incurred by those entities under their respective contracts with the project company. As of December 31, 2008, our assets and liabilities associated with our investment in this project, within our consolidated balance sheet, were \$24 million and \$15 million, respectively. The \$58 million difference between our recorded liabilities and aggregate maximum exposure to loss was primarily related to our \$64 million remaining commitment to fund subordinated debt to the project in the future;
- during 2005, we formed a joint venture to engineer and construct a gas monetization facility. We own 50% equity interest and determined that we are the primary beneficiary of the joint venture which is consolidated for financial reporting purposes. At December 31, 2008 and December 31, 2007, the joint venture had \$716 million and \$428 million in total assets and \$861 million and \$575 million in total liabilities, respectively. There are no consolidated assets that collateralize the joint venture's obligations. However, at December 31, 2008 and December 31, 2007, the joint venture had approximately \$81 million and \$358 million of cash, respectively, which mainly relate to advanced billings in connection with the joint venture's obligations under the EPC contract;
- we have equity ownership in three joint ventures to execute EPC projects. Our equity ownership ranges from 33% to 50%, and these joint ventures are considered variable interest entities. We are not the primary beneficiary and

thus account for these joint ventures using the equity method of accounting. At December 31, 2008 and December 31, 2007, these joint ventures had aggregate assets of \$798 million and \$1 billion and aggregate liabilities of \$904 million and \$1.1 billion, respectively. Our aggregate, maximum exposure to loss related to these entities was \$55 million at December 31, 2008, and is comprised of our equity investments in and advances to the joint ventures;

- we have an investment in a development corporation that has an indirect interest in the Egypt Basic Industries Corporation (“EBIC”) ammonia plant project located in Egypt. We are performing the engineering, procurement and construction (“EPC”) work for the project and operations and maintenance services for the facility. We own 65% of this development corporation and consolidate it for financial reporting purposes. The development corporation owns a 25% ownership interest in a company that consolidates the ammonia plant which is considered a variable interest entity. The development corporation accounts for its investment in the company using the equity method of accounting. The variable interest entity is funded through debt and equity. Indebtedness of EBIC under its debt agreement is non-recourse to us. We are not the primary beneficiary of the variable interest entity. As of December 31, 2008, the variable interest entity had total assets of \$507 million and total liabilities of \$409 million. As of December 31, 2007, the variable interest entity had total assets of \$407 million and total liabilities of \$278 million. Our maximum exposure to loss on our equity investments at December 31, 2008 was \$62 million. As of December 31, 2008, our assets and liabilities associated with our investment in this project, within our consolidated balance sheet, were \$62 million and zero, respectively. The \$62 million difference between our recorded liabilities and aggregate maximum exposure to loss was primarily related to our investment balance and certain unbilled construction service revenues in the project as of December 31, 2008;
- In July 2006, we were awarded, through a 50%-owned joint venture, a contract with Qatar Shell GTL Limited to provide project management and cost-reimbursable engineering, procurement and construction management services for the Pearl GTL project in Ras Laffan, Qatar. The project, which is expected to be completed by 2011, consists of gas production facilities and a GTL plant. The joint venture is considered a variable interest entity. We consolidate the joint venture for financial reporting purposes because we are the primary beneficiary. As of December 31, 2008, the Pearl joint venture had total assets of \$146 million and total liabilities of \$109 million. As of December 31, 2007, the Pearl joint venture had total assets of \$163 million and total liabilities of \$158 million.

Note 17. Transactions with Former Parent

In connection with the Offering in November 2006 and the separation of our business from Halliburton, in April 2007, we entered into various agreements with Halliburton including, among others, a master separation agreement, tax sharing agreement, transition services agreements and an employee matters agreement.

Pursuant to our master separation agreement, we agreed to indemnify Halliburton for, among other matters, all past, present and future liabilities related to our business and operations, subject to specified exceptions. We agreed to indemnify Halliburton for liabilities under various outstanding and certain additional credit support instruments relating to our businesses and for liabilities under litigation matters related to our business. Halliburton agreed to indemnify us for, among other things, liabilities unrelated to our business, for certain other agreed matters relating to the Foreign Corrupt Practices Act (“FCPA”) investigations and the Barracuda-Caratinga project and for other litigation matters related to Halliburton’s business. See Note 11 for a further discussion of the FCPA investigations and the Barracuda-Caratinga project.

The tax sharing agreement, as amended, provides for certain allocations of U.S. income tax liabilities and other agreements between us and Halliburton with respect to tax matters. As a result of the Offering, Halliburton will be responsible for filing all U.S. income tax returns required to be filed through April 5, 2007, the date KBR ceased to be a member of the Halliburton consolidated tax group. Halliburton will also be responsible for paying the taxes related to the returns it is responsible for filing. We will pay Halliburton our allocable share of such taxes. We are obligated to pay Halliburton for the utilization of net operating losses, if any, generated by Halliburton prior to the deconsolidation which we may use to offset our future consolidated federal income tax liabilities.

Under the transition services agreements, Halliburton provides various interim corporate support services to us and we provide various interim corporate support services to Halliburton. These support services relate to, among other things, information technology, legal, human resources, risk management and internal audit. The services provided under the transition services agreement between Halliburton and KBR are substantially the same as the services historically provided. Similarly, the related costs of such services are substantially the same as the costs incurred and recorded in our historical

financial statements. During 2007, most of the corporate service activities were discontinued and primarily related to human resources and risk management. As of December 31, 2008, the only significant corporate service activities incurred related to fees for ongoing guarantees provided by Halliburton on existing credit support instruments which have not yet expired.

Costs for all services provided by Halliburton were \$6 million, \$13 million and \$40 million for the years ended December 31, 2008, 2007 and 2006, respectively. All of the charges described above have been included as costs of our operations in our consolidated statements of income. It is possible that the terms of these transactions may differ from those that would result from transactions among third parties. Halliburton incurred approximately \$14 million for the year ended December 31, 2006 for expenses relating to the FCPA and bidding practices investigations. Halliburton incurred \$1 million as such costs for the quarter ended March 31, 2007. We do not know the amount of costs incurred by Halliburton following our separation from Halliburton as none of these costs were charged to us. These expenses were incurred for the benefit of both Halliburton and us, and we and Halliburton have no reasonable basis for allocating these costs between us. Subsequent to our separation from Halliburton and in accordance with the Master Separation Agreement, Halliburton continues to bear the direct costs associated with overseeing and directing the FCPA and bidding practices investigations.

At December 31, 2008 and 2007, KBR had a \$54 million and a \$16 million balance payable to Halliburton, respectively, which consists of amounts KBR owes Halliburton for estimated outstanding income taxes under the tax sharing agreement and amounts owed pursuant to our transition services agreement for credit support arrangements and information technology. See Note 12 for further discussion of amounts outstanding under the tax sharing agreement.

On April 1, 2006, Halliburton contributed to us its interest in three joint ventures, which are accounted for using the equity method of accounting. These joint ventures own and operate offshore vessels equipped to provide various services, including accommodations, catering and other services to sea-based oil and gas platforms and rigs off the coast of Mexico. At March 31, 2006, the contributed interest in the three joint ventures had a book value of approximately \$26 million.

Note 18. Retirement Plans

We have various plans that cover a significant number of our employees. These plans include defined contribution plans, defined benefit plans, and other postretirement plans:

- Our defined contribution plans provide retirement benefits in return for services rendered. These plans provide an individual account for each participant and have terms that specify how contributions to the participant's account are to be determined rather than the amount of pension benefits the participant is to receive. Contributions to these plans are based on pretax income and/or discretionary amounts determined on an annual basis. Our expense for the defined contribution plans totaled \$47 million in 2008, \$44 million in 2007 and \$46 million in 2006. Additionally, we participate in a Canadian multi-employer plan to which we contributed \$9 million in 2008 and \$7 million in 2007 and 2006;
- Our defined benefit plans are funded pension plans, which define an amount of pension benefit to be provided, usually as a function of age, years of service, or compensation; and
- Our postretirement medical plan is offered to specific eligible employees. This plan is contributory. Our liability is limited to a fixed contribution amount for each participant or dependent. The plan participants share the total cost for all benefits provided above our fixed contributions. Participants' contributions are adjusted as required to cover benefit payments. We have made no commitment to adjust the amount of our contributions; therefore, the computed accumulated postretirement benefit obligation amount is not affected by the expected future health care cost inflation rate.

In September 2006, the FASB issued SFAS No. 158, "Employers' Accounting for Defined Benefit Pension and Other Postretirement Plans, an amendment of FASB Statements No. 87, 88, 106, and 132(R)." SFAS No. 158 requires an employer to:

- recognize on its balance sheet the funded status (measured as the difference between the fair value of plan assets and the benefit obligation) of pension and other postretirement benefit plans;
- recognize, through comprehensive income, certain changes in the funded status of a defined benefit and postretirement plan in the year in which the changes occur;
- measure plan assets and benefit obligations as of the end of the employer's fiscal year; and

- disclose additional information.

The requirement to recognize the funded status of a benefit plan and the additional disclosure requirements were effective for fiscal years ending after December 15, 2006. Accordingly, we adopted the recognition and disclosure provisions of SFAS No. 158, prospectively, on December 31, 2006. The requirement to measure plan assets and benefit obligations as of the date of the employer's fiscal year-end is effective for fiscal years ending after December 15, 2008. We adopted the measurement date change requirements for our fiscal year ending December 31, 2008. The charge to retained earnings due to the elimination of the early measurement date is detailed in the following table.

<i>Millions of dollars</i>	Pension Obligations		Other
	United States	Int'l	Postretirement Benefits
Change in retained earnings due to elimination of early measurement dates			
Service cost	\$ —	\$ 2	\$ —
Interest cost	1	25	—
Expected return on plan assets	(1)	(28)	—
Currency fluctuations	—	—	—
(Gain)/ loss amortization	—	3	—
Transfers	—	—	—
Benefits paid	—	—	—
Net pension cost	<u>\$ —</u>	<u>\$ 2</u>	<u>\$ —</u>

Benefit obligation and plan assets

We used a December 31 measurement date for all plans in 2008, a September 30 measurement date for our international plans in 2007 and an October 31 measurement date for our domestic plans in 2007. Plan asset, expenses, and obligation for retirement plans are presented in the following tables.

<i>Benefit obligation</i>	Pension Benefits				Other Postretirement Benefits	
	United States	Int'l	United States	Int'l	Benefits	
	2008		2007		2008	2007
<i>Millions of dollars</i>						
Change in benefit obligation						
Benefit obligation at beginning of period	\$ 45	\$ 1,689	\$ 48	\$ 1,657	\$ —	\$ 1
Service cost	—	8	—	9	—	—
Interest cost	4	90	2	85	—	—
Plan participants' contributions	—	—	—	—	1	1
Currency fluctuations	—	(439)	—	73	—	—
Actuarial (gain) loss	1	(52)	(3)	(82)	—	—
Acquisitions	27	—	—	—	1	—
Transfers	—	(7)	—	(7)	—	—
Benefits paid	(4)	(60)	(2)	(46)	(1)	(2)
Effects of eliminating early measurement date	—	27	—	—	—	—
Benefit obligation at end of period	<u>\$ 73</u>	<u>\$ 1,256</u>	<u>\$ 45</u>	<u>\$ 1,689</u>	<u>\$ 1</u>	<u>\$ —</u>
Accumulated benefit obligation at end of period	<u>\$ 73</u>	<u>\$ 1,234</u>	<u>\$ 45</u>	<u>\$ 1,617</u>	<u>\$ —</u>	<u>\$ —</u>

<i>Plan assets</i>	Pension Benefits				Other Postretirement Benefits	
	United States	Int'l	United States	Int'l		
	2008		2007		2008	2007
<i>Millions of dollars</i>						
Change in plan assets						
Fair value of plan assets at beginning of period	\$ 45	\$ 1,658	\$ 41	\$ 1,490	\$ —	\$ —
Actual return on plan assets	(18)	(257)	6	126	—	—
Employer contributions	3	71	—	26	—	1
Settlements and transfers	—	—	—	(6)	—	—
Plan participants' contributions	—	—	—	—	1	1
Currency fluctuations	—	(448)	—	68	—	—
Benefits paid	(4)	(60)	(2)	(46)	(1)	(2)
Acquisitions	20	—	—	—	—	—
Transfers	—	(7)	—	—	—	—
Effects of eliminating early measurement date	—	28	—	—	—	—
Fair value of plan assets at end of period	<u>\$ 46</u>	<u>\$ 985</u>	<u>\$ 45</u>	<u>\$ 1,658</u>	<u>\$ —</u>	<u>\$ —</u>
Funded status	\$ (27)	\$ (271)	\$ —	\$ (31)	(1)	\$ —
Employer contribution	—	—	—	6	—	—
Net amount recognized	<u>\$ (27)</u>	<u>\$ (271)</u>	<u>\$ —</u>	<u>\$ (25)</u>	<u>\$ (1)</u>	<u>\$ —</u>
Amounts recognized on the consolidated balance sheet						
Total assets	\$ —	\$ —	\$ —	\$ —	\$ —	\$ —
Current liabilities	—	—	—	—	—	—
Noncurrent liabilities	(27)	(271)	—	(25)	(1)	—
Weighted-average assumptions used to determine benefit obligations at measurement date						
Discount rate	6.15%	5.98%	6.30%	5.70%	5.39%	5.75%
Rate of compensation increase	N/A	4.00%	N/A	4.30%	N/A	N/A
Assumed health care cost trend rates at December 31						
Health care cost trend rate assumed for next year..	N/A	N/A	N/A	N/A	N/A	10.0%
Rate to which the cost trend rate is assumed to decline (the ultimate trend rate)	N/A	N/A	N/A	N/A	N/A	5.0%
Year that the rate reached the ultimate trend rate..	N/A	N/A	N/A	N/A	N/A	2011

<i>Plan assets</i>	Pension Benefits			
	United States	Int'l	United States	Int'l
	2008		2007	
<i>Millions of dollars</i>				
Asset allocation at December 31				
Asset category	(target allocation 2009)			
Equity securities	(40% – 60%)	51%	43%	63%
Debt securities	(40% – 60%)	41%	56%	35%
Other	(0% – 5%)	8%	1%	2%
Total	(100%)	100%	100%	100%

Assumed long-term rates of return on plan assets, discount rates for estimating benefit obligations, and rates of compensation increases vary for the different plans according to the local economic conditions. The discount rate was determined based by reviewing yields of high-quality fixed income investments as of the measurement date and the expected duration of pension obligations specific to the characteristics of our plan.

The overall expected long-term rate of return on assets was determined based upon an evaluation of our plan assets,

historical trends, and experience, taking into account current and expected market conditions.

Our investment strategy varies by country depending on the circumstances of the underlying plan. Typically, less mature plan benefit obligations are funded by using more equity securities, as they are expected to achieve long-term growth while exceeding inflation. More mature plan benefit obligations are funded using more fixed income securities, as they are expected to produce current income with limited volatility. Risk management practices include the use of multiple asset classes and investment managers within each asset class for diversification purposes. Specific guidelines for each asset class and investment manager are implemented and monitored.

Amounts recognized in accumulated other comprehensive income were as follows:

<i>Millions of dollars</i>	Pension Benefits		Other Postretirement Benefits
	United States	Int'l	
	2008	2008	
Net actuarial loss (gain).....	\$ 20	\$ 350	\$ —
Prior service cost (benefit)	—	(2)	—
Total recognized in accumulated other comprehensive income.....	\$ 20	\$ 348	\$ —

Expected cash flows

Contributions. Funding requirements for each plan are determined based on the local laws of the country where such plan resides. In certain countries the funding requirements are mandatory while in other countries they are discretionary. We currently expect to contribute \$11 million to our international pension plans and \$6 million to our domestic plan in 2009.

Benefit payments. The following table presents the expected benefit payments over the next 10 years.

<i>Millions of dollars</i>	Pension Benefits	
	United States	Int'l
2009.....	\$ 6	\$ 45
2010.....	6	47
2011.....	6	48
2012.....	6	51
2013.....	6	52
Years 2014 – 2018.....	29	287

Expected benefit payments for other postretirement benefits are immaterial.

Net periodic cost

<i>Millions of dollars</i>	Pension Benefits					
	United States		United States		United States	
	2008	Int'l	2007	Int'l	2006	Int'l
Components of net periodic benefit cost						
Service cost	\$ —	\$ 8	\$ —	\$ 9	\$ —	\$ 8
Interest cost	4	90	3	85	2	70
Expected return on plan assets	(4)	(102)	(3)	(97)	(3)	(79)
Amortization of prior service cost ...	—	(1)	—	(1)	—	(1)
Recognized actuarial loss.....	—	12	—	22	1	17
Net periodic benefit cost.....	\$ —	\$ 7	\$ —	\$ 18	\$ —	\$ 15

For other postretirement plans, net periodic cost was immaterial for the years ended December 31, 2008, 2007, and 2006.

**Weighted-average assumptions
used to determine net periodic
benefit cost for years ended
December 31**

	Pension Benefits						Other Postretirement Benefits		
	United States		United States		United States				
	2008	Int'l	2007	Int'l	2006	Int'l	2008	2007	2006
Discount rate	6.13%	5.70%	5.75%	5.00%	5.75%	5.00%	5.75%	5.75%	5.75%
Expected return on plan assets.....	7.81%	7.00%	8.25%	7.00%	8.25%	7.00%	N/A	N/A	N/A
Rate of compensation increase.....	N/A	4.30%	N/A	3.75%	N/A	3.5%	N/A	N/A	N/A

Estimated amounts that will be amortized from accumulated other comprehensive income, net of tax, into net periodic benefit cost in 2008 are as follows:

	Pension Benefits	
	United States	International
<i>Millions of dollars</i>		
Actuarial (gain) loss	\$ 1	\$ 9
Prior service (benefit) cost	—	(1)
Total	\$ 1	\$ 8

The majority of our postretirement benefit plans are not subjected to risk associated with fluctuations in the medical trend rates because the company subsidy is capped. We expect the amortization from other comprehensive income to be immaterial. Assumed health care cost trend rates are not expected to have a significant impact on the amounts reported for the total of the health care plans. A one-percentage-point change in assumed health care cost trend rates would not have a material impact on total of service and interest cost components or the postretirement benefit obligation.

Note 19. Reorganization of Business Operations

In the fourth quarter of 2007, we initiated a restructuring whereby we committed to a minor headcount reduction and ceased using certain leased office space. In connection with this restructuring we recorded charges totaling approximately \$5 million of which the majority related to a vacated lease, previously utilized by our G&I division in Arlington. This amount is included in "Cost of services" in our statements of income for the year ended December 31, 2007. Less than \$1 million consists of standard termination benefits payable to a limited number of corporate and division employees. These termination costs are included in "General and Administrative" in our statements of income for the year ended December 31, 2007. The amounts recorded represent the total amounts expected to be incurred in connection with these activities. During 2008, we paid approximately \$4 million of the lease and the termination benefits, which included a lease cancellation penalty. The remaining balance in connection with this restructuring reserve was approximately \$1 million at December 31, 2008.

Note 20. Quarterly Data (Unaudited)

Summarized quarterly financial data for the years ended December 31, 2008 and 2007 are as follows

	Quarter (1)					
(in millions, except per share amounts)	First	Second	Third	Fourth	Year	
2008						
Revenue.....	\$ 2,519	\$ 2,658	\$ 3,018	\$ 3,386	\$ 11,581	
Operating income.....	154	90	144	153	541	
Income from continuing operations	98	48	74	88	308	
Income from discontinued operations.....	—	—	11	—	11	
Net income	98	48	85	88	319	
Earnings per share:						
Basic income per share (2) (3):						
Continuing operations.....	\$ 0.58	\$ 0.28	\$ 0.45	\$ 0.55	\$ 1.86	
Discontinued operations, net.....	—	—	0.07	—	0.07	
Net income per share	\$ 0.58	\$ 0.28	\$ 0.51	\$ 0.55	\$ 1.92	
Diluted income per share (2) (3):						
Continuing operations.....	\$ 0.58	\$ 0.28	\$ 0.44	\$ 0.54	\$ 1.84	
Discontinued operations, net.....	—	—	0.07	—	0.07	
Net income per share	\$ 0.58	\$ 0.28	\$ 0.51	\$ 0.54	\$ 1.91	
2007						
Revenue.....	\$ 2,027	\$ 2,152	\$ 2,177	\$ 2,389	\$ 8,745	
Operating income.....	45	65	102	82	294	
Income from continuing operations	24	50	60	48	182	
Income from discontinued operations.....	4	90	3	23	120	
Net income	28	140	63	71	302	
Earnings per share:						
Basic income per share (2) (3):						
Continuing operations.....	\$ 0.14	\$ 0.30	\$ 0.36	\$ 0.29	\$ 1.08	
Discontinued operations, net.....	0.02	0.54	0.02	0.14	0.71	
Net income per share	\$ 0.17	\$ 0.83	\$ 0.38	\$ 0.42	\$ 1.80	
Diluted income per share (2) (3):						
Continuing operations.....	\$ 0.14	\$ 0.30	\$ 0.35	\$ 0.28	\$ 1.08	
Discontinued operations, net.....	0.02	0.53	0.02	0.14	0.71	
Net income per share	\$ 0.17	\$ 0.83	\$ 0.37	\$ 0.42	\$ 1.79	

- (1) In June 2007 we completed the disposition of our 51% interest in DML. The results of operations of DML for all periods presented have been reported as discontinued operations. See Note 22 to the consolidated financial statements for information about discontinued operations.
- (2) The sum of income (loss) per share for the four quarters may differ from the annual amounts due to the required method of computing weighted average number of shares in the respective periods.
- (3) Due to the effect of rounding, the sum of the individual per share amounts may not equal the total shown.

Note 21. Recent Accounting Pronouncements

In December 2007, the FASB issued SFAS No. 141(R), "Business Combinations," ("SFAS 141(R)"), which replaces FASB Statement No. 141. SFAS 141(R), establishes principles and requirements for how an acquirer recognizes and measures in its financial statements the identifiable assets acquired, the liabilities assumed, any non-controlling interest in the acquiree and the goodwill acquired. This Statement also established disclosure requirements which will enable users to evaluate the nature and financial effects of the business combination. SFAS 141(R) is effective for fiscal years beginning after December 15, 2008, early adoption is prohibited. Currently this statement is not expected to have a significant impact to our financial position, results of operations or cash flows. A significant impact may however be realized on any future acquisitions by the company. The amounts of such impact cannot be currently determined and will depend on the nature and terms of such future acquisitions, if any.

In December 2007, the FASB issued SFAS No. 160, "Noncontrolling Interests in Consolidated Financial Statement—amendments of ARB No. 51," ("SFAS 160"). SFAS 160 states that accounting and reporting for minority interests will be recharacterized as noncontrolling interests and classified as a component of equity. The Statement also establishes reporting requirements that provide sufficient disclosures that clearly identify and distinguish between the interests of the parent and the interests of the noncontrolling owners. SFAS 160 is effective for fiscal years beginning after December 15, 2008, early adoption is prohibited. We do not believe adoption of SFAS 160 will have a significant impact on our financial position, results of operations or cash flows.

In March 2008, the FASB issued SFAS 132R-a, "Employer's Disclosure about Pensions and Other Postretirement Benefits" which replaces SFAS 132. This Statement was developed in response to concerns expressed by users of financial statements about their need for more information about pension plan assets, obligations, benefit payments, contributions, and net benefit cost. The FSP is intended to provide users of employers' financial statements with more informative disclosures about the nature and valuation of postretirement benefit plan assets. The disclosures about plan assets would be effective for fiscal years beginning after December 15, 2008. Early adoption is prohibited. We are currently evaluating the potential impact of adopting FSP SFAS 132R-a.

In April 2008, the FASB issued FASB Staff Position (FSP) FAS 142-3, "Determination of the Useful Life of Intangible Assets." This FSP amends the factors that should be considered in developing renewal or extension assumptions used to determine the useful life of a recognized intangible asset under FASB Statement No. 142, "Goodwill and Other Intangible Assets." The intent of this FSP is to improve the consistency between the useful life of a recognized intangible asset under Statement 142 and the period of expected cash flows used to measure the fair value of the asset under FASB Statement No. 141 (Revised 2007), "Business Combinations," and other U.S. generally accepted accounting principles (GAAP). This FSP is effective for financial statements issued for fiscal years beginning after December 15, 2008, and interim periods within those fiscal years. Early adoption is prohibited. Currently, this statement is not expected to have a significant impact on our financial position, results of operations or cash flows.

In June 2008, the FASB issued FSP EITF 03-6-1, "Determining Whether Instruments Granted in Share-Based Payment Transactions Are Participating Securities." This FSP provides that unvested share-based payment awards that contain non-forfeitable rights to dividends or dividend equivalents (whether paid or unpaid) are participating securities and shall be included in the computation of earnings per share pursuant to the two-class method. The FSP is effective for financial statements issued for fiscal years beginning after December 15, 2008, and interim periods within those years. All prior period earnings per share data presented shall be adjusted retrospectively. Early application of this FSP is prohibited. We are currently evaluating the potential impact of adopting FSP EITF 03-6-1.

In December 2008, the FASB issued FIN 46R-8, "Interests in Variable Interest Entities." The FSP was issued by the FASB to expeditiously meet the need for enhanced information about transferred financial assets and an enterprise's involvement with a variable interest entity (VIE). The FSP requires extensive additional disclosures by public entities with continuing involvement in transfers of financial assets to special-purpose entities and with VIEs, including sponsors that have a variable interest in a VIE. The FSP is effective for fiscal periods ending after December 15, 2008. The adoption FSP FIN 46R-8 did not have a significant impact to our financial position, results of operations or cash flows.

Note 22. Discontinued Operations

In May 2006, we completed the sale of our Production Services group, which was part of our Services business unit. The Production Services group delivers a range of support services, including asset management and optimization; brownfield projects; engineering; hook-up, commissioning and start-up; maintenance management and execution; and long-term production operations, to oil and gas exploration and production customers. In connection with the sale, we received net proceeds of \$265 million. The sale of Production Services resulted in a pre-tax gain of approximately \$120 million in the year ended December 31, 2006. During 2007, we settled certain claims and provided an allowance against certain receivables from the Production Services group resulting in a charge of approximately \$15 million. In the fourth quarter of 2007, we recognized a tax benefit of \$23 million in discontinued operations primarily related to a previously uncertain tax position associated with the sale of Production Services group.

On June 28, 2007, we completed the disposition of our 51% interest in DML to Babcock International Group plc. DML owns and operates Devonport Royal Dockyard, one of Western Europe's largest naval dockyard complexes. Our DML operations, which was part of our G&I business unit, primarily involved refueling nuclear submarines and performing maintenance on surface vessels for the U.K. Ministry of Defence as well as limited commercial projects. In connection with the sale, we received \$345 million in cash proceeds, net of direct transaction costs for our 51% interest in DML.

The sale of DML resulted in a gain of approximately \$101 million, net of tax of \$115 million, in the year ended December 31, 2007. During the preparation of our 2007 tax return in the third quarter of 2008, we identified additional foreign tax credits upon completion of a tax pool study resulting from the sale of our interest in DML in the U.K. Approximately \$11 million of the foreign tax credits were recorded as a tax benefit in discontinued operations in the third quarter of 2008.

In accordance with the provisions of SFAS No. 144, "Accounting for Impairment or Disposal of Long-Lived Assets," the results of operations of the Production Services group and DML for the current and prior periods have been reported as discontinued operations. Total assets and liabilities of discontinued operations were \$7 million and \$1 million in the consolidated balance sheet at December 31, 2008 and 2007, respectively.

The consolidated operating results of our Production Services group and DML, which are classified as discontinued operations in our consolidated statements of income, are summarized in the following table:

Millions of dollars	Years ended December 31,	
	2007	2006
Revenue.....	\$ 449	\$ 1,128
Operating profit.....	\$ 22	\$ 109
Pretax income.....	\$ 11	\$ 77

Item 9. Changes In and Disagreements with Accountants on Accounting and Financial Disclosures

None

Item 9A. Controls and Procedures

Managements Evaluation of Disclosure Controls and Procedures

In accordance with Rules 13a-15 and 15d-15 under the Securities and Exchange Act of 1934 as amended (the "Exchange Act"), we carried out an evaluation, under the supervision and with the participation of management, including our Chief Executive Officer and Chief Financial Officer, of the effectiveness of our disclosure controls and procedures as of the end of the period covered by this report. Based on that evaluation, our Chief Executive Officer and Chief Financial Officer concluded that our disclosure controls and procedures were effective as of December 31, 2008 to provide reasonable assurance that information required to be disclosed in our reports filed or submitted under the Exchange Act is recorded, processed, summarized, and reported within the time periods specified in the Securities and Exchange Commission's rules and forms. Our disclosure controls and procedures include controls and procedures designed to ensure that information required to be disclosed in reports filed or submitted under the Exchange Act is accumulated and communicated to our management, including our Chief Executive Officer and Chief Financial Officer, as appropriate, to allow timely decisions regarding required disclosure.

Changes in Internal Control Over Financial Reporting

There has been no change in our internal control over financial reporting that occurred during the three months ended December 31, 2008 that have materially affected, or are reasonably likely to materially affect, the Company's internal control over financial reporting.

Managements Annual Report on Internal Control Over Financial Reporting

Management is responsible for establishing and maintaining adequate internal control over financial reporting as defined in the Securities Exchange Act Rule 13a-15(f). Internal control over financial reporting, no matter how well designed, has inherent limitations. Therefore, even those systems determined to be effective can provide only reasonable assurance with respect to financial statement preparation and presentation. Further, because of changes in conditions, the effectiveness of internal control over financial reporting may vary over time.

Under the supervision and with the participation of our management, including our chief executive officer and chief financial officer, we conducted an evaluation to assess the effectiveness of our internal control over financial reporting as of December 31, 2008, based upon criteria set forth in the Internal Control–Integrated Framework issued by the Committee of Sponsoring Organizations of the Treadway Commission. Based on our assessment, we have concluded that, as of December 31, 2008, our internal control over financial reporting is effective. Our independent registered public accounting firm, KPMG LLP, has issued its report on the effectiveness of our internal control over financial reporting as of December 31, 2008, which follows.

Report of Independent Registered Public Accounting Firm

The Board of Directors and Stockholders
KBR, Inc.

We have audited KBR, Inc.'s internal control over financial reporting as of December 31, 2008, based on criteria established in *Internal Control - Integrated Framework* issued by the Committee of Sponsoring Organizations of the Treadway Commission (COSO). KBR, Inc.'s management is responsible for maintaining effective internal control over financial reporting and for its assessment of the effectiveness of internal control over financial reporting, included in the accompanying *Management's Report on Internal Control Over Financial Reporting*. Our responsibility is to express an opinion on the Company's internal control over financial reporting based on our audit.

We conducted our audit in accordance with the standards of the Public Company Accounting Oversight Board (United States). Those standards require that we plan and perform the audit to obtain reasonable assurance about whether effective internal control over financial reporting was maintained in all material respects. Our audit included obtaining an understanding of internal control over financial reporting, assessing the risk that a material weakness exists, and testing and evaluating the design and operating effectiveness of internal control based on the assessed risk. Our audit also included performing such other procedures as we considered necessary in the circumstances. We believe that our audit provides a reasonable basis for our opinion.

A company's internal control over financial reporting is a process designed to provide reasonable assurance regarding the reliability of financial reporting and the preparation of financial statements for external purposes in accordance with generally accepted accounting principles. A company's internal control over financial reporting includes those policies and procedures that (1) pertain to the maintenance of records that, in reasonable detail, accurately and fairly reflect the transactions and dispositions of the assets of the company; (2) provide reasonable assurance that transactions are recorded as necessary to permit preparation of financial statements in accordance with generally accepted accounting principles, and that receipts and expenditures of the company are being made only in accordance with authorizations of management and directors of the company; and (3) provide reasonable assurance regarding prevention or timely detection of unauthorized acquisition, use, or disposition of the company's assets that could have a material effect on the financial statements.

Because of its inherent limitations, internal control over financial reporting may not prevent or detect misstatements. Also, projections of any evaluation of effectiveness to future periods are subject to the risk that controls may become inadequate because of changes in conditions, or that the degree of compliance with the policies or procedures may deteriorate.

In our opinion, KBR, Inc. maintained, in all material respects, effective internal control over financial reporting as of December 31, 2008, based on criteria established in *Internal Control - Integrated Framework* issued by the Committee of Sponsoring Organizations of the Treadway Commission.

We also have audited, in accordance with the standards of the Public Company Accounting Oversight Board (United States), the consolidated balance sheets of KBR, Inc. as of December 31, 2008 and 2007, and the related consolidated statements of income, shareholders' equity and comprehensive income, and cash flows for each of the years in the three-year period ended December 31, 2008, and our report dated February 25, 2009 expressed an unqualified opinion on those consolidated financial statements.

/s/ KPMG LLP

Houston, TX
February 25, 2009

Item 9B. Other Information

None.

PART III

Item 10. Directors, Executive Officers and Corporate Governance

The information required by this Item is incorporated herein by reference to the KBR, Inc. Company Proxy Statement for our 2009 Annual Meeting of Stockholders.

Item 11. Executive Compensation

The information required by this Item is incorporated herein by reference to the KBR, Inc. Company Proxy Statement for our 2009 Annual Meeting of Stockholders.

Item 12. Security Ownership of Certain Beneficial Owners and Management and Related Stockholder Matters

The information required by this Item is incorporated herein by reference to the KBR, Inc. Company Proxy Statement for our 2009 Annual Meeting of Stockholders.

Item 13. Certain Relationships and Related Transactions, and Director Independence

The information required by this Item is incorporated herein by reference to the KBR, Inc. Company Proxy Statement for our 2009 Annual Meeting of Stockholders.

Item 14. Principal Accounting Fees and Services

The information required by this Item is incorporated herein by reference to the KBR, Inc. Company Proxy Statement for our 2009 Annual Meeting of Stockholders.

PART IV

Item 15. Exhibits and Financial Statement Schedules.

1. Financial Statements:

- (a) The report of the Independent Registered Public Accounting Firm and the financial statements of the Company as required by Part II, Item 8, are included on page 63 and pages 64 through 117 of this annual report. See index on page 62.

2. Financial Statement Schedules:

	<u>Page No.</u>
(a) KPMG LLP Report on supplemental schedule	131
(b) Schedule II—Valuation and qualifying accounts for the three years ended December 31, 2008.....	132
(c) Financial Statements of 50-Percent-Or-Less-Owned Investees	133

Note: All schedules not filed with this report required by Regulations S-X have been omitted as not applicable or not required, or the information required has been included in the notes to financial statements.

Note: “Financial Statements of 50-Percent-Or-Less-Owned Investees” are included for Asia Pacific Transport Joint Venture Consortium for the year ended December 31, 2007. The financial statements of the joint venture for the year ended December 31, 2008 have not been completed by management of the venture and therefore are not available.

3. Exhibits:

Exhibit Number	Description
2.1	Agreement and Plan of Merger dated as of May 6, 2008, by and among KBR, Inc., BE&K, Inc., and Whitehawk Sub, Inc., (incorporated by reference to Exhibit 2.1 to KBR's Current Report on Form 8-K; File No. 001-33416)
3.1	KBR Amended and Restated Certificate of Incorporation (incorporated by reference to Exhibit 3.1 to KBR's registration statement on Form S-1; Registration No. 333-133302)
3.2	Amended and Restated Bylaws of KBR, Inc. (incorporated by reference to Exhibit 3.1 to KBR's Form 10-Q for the period ended June 30, 2007; File No. 1-33146)
4.1	Form of specimen KBR common stock certificate (incorporated by reference to Exhibit 4.1 to KBR's registration statement on Form S-1; Registration No. 333-133302)
10.1	Master Separation Agreement between Halliburton Company and KBR, Inc. dated as of November 20, 2006 (incorporated by reference to Exhibit 10.1 to KBR's current report on Form 8-K dated November 20, 2006; File No. 001-33146)
10.2	Tax Sharing Agreement, dated as of January 1, 2006, by and between Halliburton Company, KBR Holdings, LLC and KBR, Inc., as amended effective February 26, 2007 (incorporated by reference to Exhibit 10.2 to KBR's Annual Report on Form 10-K for the year ended December 31, 2006; File No. 001-33146)
10.3	Amended and Restated Registration Rights Agreement, dated as of February 26, 2007, between Halliburton Company and KBR, Inc. (incorporated by reference to Exhibit 10.3 to KBR's Annual Report on Form 10-K for the year ended December 31, 2006; File No. 001-33146)
10.4	Transition Services Agreement dated as of November 20, 2006, by and between Halliburton Energy Services, Inc. and KBR, Inc. (KBR as service provider) (incorporated by reference to Exhibit 10.4 to KBR's current report on Form 8-K dated November 20, 2006; File No. 001-33146)
10.5	Transition Services Agreement dated as of November 20, 2006, by and between Halliburton Energy Services, Inc. and KBR, Inc. (Halliburton as service provider) (incorporated by reference to Exhibit 10.5 to KBR's current report on Form 8-K dated November 20, 2006; File No. 001-33146)
10.6	Employee Matters Agreement dated as of November 20, 2006, by and between Halliburton Company and KBR, Inc. (incorporated by reference to Exhibit 10.6 to KBR's current report on Form 8-K dated November 20, 2006; File No. 001-33146)
10.7	Intellectual Property Matters Agreement dated as of November 20, 2006, by and between Halliburton Company and KBR, Inc. (incorporated by reference to Exhibit 10.7 to KBR's current report on Form 8-K dated November 20, 2006; File No. 001-33146)
10.8	Five Year Revolving Credit Agreement, dated as of December 16, 2005, among KBR Holdings, LLC, a Delaware limited liability company, as Borrower, the Banks and the Issuing Banks party thereto, Citibank, N.A. ("Citibank"), as Paying Agent, and Citibank and HSBC Bank USA, National Association, as Co-Administrative Agents (Incorporated by reference to Exhibit 10.30 to Halliburton Company's Annual Report on Form 10-K for the year ended December 31, 2005; File No. 001-03492)
10.9	Amendment No. 1 to the Five Year Revolving Credit Agreement, dated as of April 13, 2006, among KBR Holdings, LLC, a Delaware limited liability company, as Borrower, the Banks and Institutional Banks parties to the Five Year Revolving Credit Agreement, and Citibank, N.A., as paying agent (incorporated by reference to Exhibit 10.9 to KBR's registration statement on Form S-1; Registration No. 333-133302)

- 10.10 Amendment No. 2 to the Five Year Revolving Credit Agreement, dated as of October 31, 2006, among KBR Holdings, LLC, a Delaware limited liability company, as Borrower, the Banks and Institutional Banks parties to the Five Year Revolving Credit Agreement, and Citibank, N.A., as paying agent (incorporated by reference to Exhibit 10.24 to KBR's registration statement on Form S-1; Registration No. 333-133302)
- 10.11 Amendment No. 3 to the Five Year Revolving Credit Agreement, dated as of January 11, 2008, among KBR Holdings, LLC, a Delaware limited liability company, as Borrower, the Banks and Institutional Banks parties to the Five Year Revolving Credit Agreement, and Citibank, N.A., as paying agent (incorporated by reference to Exhibit 10.1 to KBR's current report on Form 8-K dated January 17, 2008; File No. 1-33146)
- 10.12+ Employment Agreement, dated as of April 3, 2006, between William P. Utt and KBR Technical Services, Inc. (incorporated by reference to Exhibit 10.15 to KBR's registration statement on Form S-1; Registration No. 333-133302)
- 10.13+ Employment Agreement, dated as of November 7, 2005, between Cedric W. Burgher and KBR Technical Services, Inc. (incorporated by reference to Exhibit 10.16 to KBR's registration statement on Form S-1; Registration No. 333-133302)
- 10.14+ Employment Agreement, dated as of August 1, 2004, between Bruce A. Stanski and KBR Technical Services, Inc. (incorporated by reference to Exhibit 10.17 to KBR's registration statement on Form S-1; Registration No. 333-133302)
- 10.15 Form of Indemnification Agreement between KBR, Inc. and its directors (incorporated by reference to Exhibit 10.18 to KBR's registration statement on Form S-1; Registration No. 333-133302)
- 10.16+ KBR, Inc. 2006 Stock and Incentive Plan (as amended June 27, 2007) (incorporated by reference to Exhibit 10.1 to KBR's Form 10-Q for the quarter ended June 30, 2007; File No. 1-33146)
- 10.17+ KBR, Inc. Senior Executive Performance Pay Plan (incorporated by reference to Exhibit 10.21 to KBR's Form 10-K for the fiscal year ended December 31, 2006; File No. 1-33146)
- 10.18+ KBR, Inc. Management Performance Pay Plan (incorporated by reference to Exhibit 10.22 to KBR's Form 10-K for the fiscal year ended December 31, 2006; File No. 1-33146)
- 10.19+ KBR, Inc. Transitional Stock Adjustment Plan (incorporated by reference to Exhibit 10.23 to KBR's Form 10-K for the fiscal year ended December 31, 2006; File No. 1-33146)
- 10.20+ KBR Dresser Deferred Compensation Plan (incorporated by reference to Exhibit 4.5 to KBR's Registration Statement on Form S-8 filed on April 13, 2007)
- 10.21+ KBR Supplemental Executive Retirement Plan (incorporated by reference to Exhibit 10.3 to KBR's current report on Form 8-K dated April 9, 2007; File No. 1-33146).
- 10.22+ KBR Benefit Restoration Plan (incorporated by reference to Exhibit 10.4 to KBR's current report on Form 8-K dated April 9, 2007; File No. 1-33146).
- 10.23+ KBR Elective Deferral Plan (incorporated by reference to Exhibit 10.5 to KBR's current report on Form 8-K dated April 9, 2007; File No. 1-33146).
- 10.24+ Restricted Stock Unit Agreement pursuant to KBR, Inc. 2006 Stock and Incentive Plan (incorporated by reference to Exhibit 10.2 to KBR's Form 10-Q for the quarter ended June 30, 2007; File No. 1-33146)
- 10.25+ Stock Option Agreement pursuant to KBR, Inc. 2006 Stock and Incentive Plan (incorporated by reference to Exhibit 10.3 to KBR's Form 10-Q for the quarter ended June 30, 2007; File No. 1-33146)
- 10.26+ KBR Restricted Stock Agreement pursuant to KBR, Inc. 2006 Stock and Incentive Plan (incorporated by reference

to Exhibit 10.4 to KBR's Form 10-Q for the quarter ended June 30, 2007; File No. 1-33146)

- 10.27+ KBR, Inc. Transitional Stock Adjustment Plan Stock Option Award (incorporated by reference to Exhibit 10.5 to KBR's Form 10-Q for the quarter ended June 30, 2007; File No. 1-33146)
- 10.28+ KBR, Inc. Transitional Stock Adjustment Plan Restricted Stock Award (incorporated by reference to Exhibit 10.6 to KBR's Form 10-Q for the quarter ended June 30, 2007; File No. 1-33146)
- 10.29+ Form of Restricted Stock Agreement between KBR, Inc. and William P. Utt pursuant to KBR, Inc. 2006 Stock and Incentive Plan (incorporated by reference to Exhibit 10.1 to KBR's Form 10-Q for the quarter ended September 30, 2007; File No. 1-33146)
- 10.30+ Form of KBR Performance Award Agreement pursuant to KBR, Inc. 2006 Stock and Incentive Plan (incorporated by reference to Exhibit 10.5 to KBR's Form 10-Q for the quarter ended September 30, 2007; File No. 1-33146)
- 10.31+ KBR, Inc., 2009 Employee Stock Purchase Plan (incorporated by reference to Exhibit 10.1 to KBR's Form 10-Q for the quarter ended June 30, 2008; File No. 1-33146)
- 10.32 Amendment No. 4 to the Five Year Revolving Credit Agreement, dated as of May 7, 2008, among KBR Holdings, LLC, a Delaware limited liability company, as Borrower, the Banks and Institutional Banks parties to the Five Year Revolving Credit Agreement, and Citibank, N.A., as paying agent. (incorporated by reference to Exhibit 10.2 to KBR's Form 10-Q for the quarter ended June 30, 2008; File No. 1-33146)
- 10.33 Form of Severance and Change in Control Agreement (incorporated by reference to Exhibit 10.1 to KBR's Form 10-Q for the quarter ended September 30, 2008; File No. 1-33146)
- 10.34+ Severance and change in control agreement with William P. Utt, President and Chief Executive Officer of KBR. (incorporated by reference to Exhibit 10.7 to KBR's current report on Form 8-K dated January 7, 2009; File No. 1-33146)
- 21.1 List of subsidiaries
- 23.1 Consent of KPMG LLP - Houston, Texas
- 23.2 Consent of KPMG - Adelaide, South Australia
- 31.1 Certification by Chief Executive Officer Pursuant to Rule 13a-14(a)/15d-14(a).
- 31.2 Certification by Chief Financial Officer Pursuant to Rule 13a-14(a)/15d-14(a).
- 32.1 Certification Furnished Pursuant to 18 U.S.C. Section 1350 as Adopted Pursuant to Section 906 of the Sarbanes-Oxley Act of 2002.
- 32.2 Certification Furnished Pursuant to 18 U.S.C. Section 1350 as Adopted Pursuant to Section 906 of the Sarbanes-Oxley Act of 2002.

+ Management contracts or compensatory plans or arrangements

Report of Independent Registered Public Accounting Firm on Supplementary Information

The Board of Directors and Shareholders
KBR, Inc.:

Under the date of February 25, 2009, we reported on the consolidated balance sheets of KBR, Inc. and subsidiaries as of December 31, 2008 and 2007 and the related consolidated statements of income, shareholders' equity and comprehensive income, and cash flows, for each of the years in the three-year period ended December 31, 2008, which reports appear in the December 31, 2008, Annual Report on Form 10-K of KBR, Inc. In connection with our audits of the aforementioned consolidated financial statements, we also audited the related consolidated financial statement schedule (Schedule II) included in the Company's Annual Report on Form 10-K. The financial statement schedule is the responsibility of the Company's management. Our responsibility is to express an opinion on the consolidated financial statement schedule based on our audits.

In our opinion, such financial statement schedule, when considered in relation to the basic consolidated financial statements taken as a whole, presents fairly, in all material respects, the information set forth therein.

As discussed in Notes 2, 18, and 12, respectively, to the consolidated financial statements, the Company changed its method of accounting for stock-based compensation plans as of January 1, 2006, its method of accounting for defined benefit and other post retirement plans as of December 31, 2006, and its method of accounting for uncertainty in income taxes as of January 1, 2007.

/s/ KPMG LLP

Houston, Texas
February 25, 2009

KBR, Inc.
Schedule II - Valuation and Qualifying Accounts (Millions of Dollars)

The table below presents valuation and qualifying accounts for continuing operations.

Descriptions	Balance at Beginning Period	Additions			Deductions	Balance at End of Period
		Charged to Costs and Expenses	Charged to Other Accounts			
Year ended December 31, 2006:						
Deducted from accounts and notes receivable:						
Allowance for bad debts	\$ 51	\$ 36	\$ 2	\$ (32)(a)	\$ 57	
Reserve for losses on uncompleted contracts	\$ 38	\$ 176	\$ —	\$ (34)	\$ 180	
Reserve for potentially disallowable costs						
incurred under government contracts.....	\$ 133	\$ —	\$ 51(b)	\$ (107)	\$ 77	
Year ended December 31, 2007:						
Deducted from accounts and notes receivable:						
Allowance for bad debts	\$ 57	\$ 19	\$ 2	\$ (55)(a)	\$ 23	
Reserve for losses on uncompleted contracts	\$ 180	\$ 26	\$ —	\$ (89)	\$ 117	
Reserve for potentially disallowable costs						
incurred under government contracts.....	\$ 77	\$ —	\$ 34(b)	\$ (12)	\$ 99	
Year ended December 31, 2008:						
Deducted from accounts and notes receivable:						
Allowance for bad debts	\$ 23	\$ 1	\$ 1	\$ (6)(a)	\$ 19	
Reserve for losses on uncompleted contracts	\$ 117	\$ 27	\$ —	\$ (68)	\$ 76	
Reserve for potentially disallowable costs						
incurred under government contracts.....	\$ 99	\$ —	\$ 18(b)	\$ (5)	\$ 112	

(a) Receivable write-offs, net of recoveries, and reclassifications.

(b) Reserves have been recorded as reductions of revenue, net of reserves no longer required.

**Asia Pacific Transport Joint Venture Consortium Combined Financial
Report**

30 June 2007

Report of Independent Auditors

The Board of Directors

KBR, Inc.

We have audited the accompanying combined balance sheet of Asia Pacific Transport Joint Venture Consortium as of 30 June 2006, and the related combined income statement and statements of changes in equity and cash flows for the year then ended. These combined financial statements are the responsibility of Asia Pacific Joint Venture Consortium's management. Our responsibility is to express an opinion on these financial statements based on our audit.

We conducted our audit in accordance with auditing standards generally accepted in the United States of America. Those standards require that we plan and perform the audit to obtain reasonable assurance about whether the combined financial statements are free of material misstatement. An audit also includes examining, on a test basis, evidence supporting the amounts and disclosures in the financial statements, assessing the accounting principles used and significant estimates made by management, as well as evaluating the overall financial statement presentation. We believe that our audit provides a reasonable basis for our opinion.

In our opinion, the combined financial statements referred to above present fairly, in all material respects, the financial position of Asia Pacific Transport Joint Venture Consortium as of 30 June 2006, and the results of their operations and their cash flows for the year then ended in conformity with Australian equivalents to International Financial Reporting Standards.

As discussed in Note 22 to the combined financial statements, as a result of adopting AASB 132 "Financial Instruments: Disclosure and Presentation" and AASB 139 "Financial Instruments: Recognition and Measurement" on 1 July 2005, Asia Pacific Transport Joint Venture Consortium changed its method of accounting for financial instruments. In accordance with an election taken under the relevant transitional provisions, the prior period comparatives have not been restated.

The accompanying combined financial statements have been prepared assuming that Asia Pacific Transport Joint Venture Consortium will continue as a going concern. As discussed in Notes 1 and 16 to the combined financial statements, Asia Pacific Transport Joint Venture Consortium has suffered recurring losses from operations and has a net accumulated deficit that raise substantial doubt about its ability to continue as a going concern. Management's plans in regard to these matters are also described in Notes 1 and 16. The combined financial statements do not include any adjustments that might result from the outcome of this uncertainty.

Australian equivalents to International Financial Reporting Standards vary in certain significant respects from U.S. generally accepted accounting principles. Information relating to the nature of such differences is presented in Note 24 to the combined financial statements.

/s/ KPMG

Adelaide, Australia

26 February 2007

	Contents
	Page
Income Statement	136
Statement of Changes in Equity	136
Balance Sheet	137
Statement of cash flows	138
Note 1: Statement of significant accounting policies	138
Note 2: Revenue	145
Note 3: Other Disclosable Expenses	145
Note 4: Income tax expense	146
Note 5: Key management personnel disclosures	146
Note 6: Cash	147
Note 7: Receivables	147
Note 8: Other assets	147
Note 9: Property, plant and equipment	147
Note 10: Payables and other liabilities	148
Note 11: Deferred Income	149
Note 12: Borrowings	149
Note 13: Reserves and Equity	150
Note 14: Commitments	151
Note 15: Contingent liabilities	151
Note 16: Events subsequent to balance date	152
Note 17: Related party transactions	152
Note 18: Segment reporting	154
Note 19: Cash flow information	155
Note 20: Financial instruments	155
Note 21: Entity details	158
Note 22: Prior Year Changes in Accounting Policies	158
Note 23: Significant Accounting Policy Differences Between AIFRS and U.S. GAAP	159

Asia Pacific Transport Joint Venture Consortium Combined Financial Report

Financial statements for the year ended 30 June 2007

	Note	Unaudited June 2007 \$	June 2006 \$	Unaudited June 2005 \$
Income Statement				
Revenue	2	80,196,304	61,724,038	51,391,580
Linehaul costs		(42,081,628)	(34,739,070)	(28,360,661)
Operating Costs		(9,176,254)	(5,991,936)	(5,819,415)
Depreciation and amortisation expenses		(18,454,203)	(18,071,565)	(17,202,137)
Impairment of property, plant and equipment	3	-	(87,570,180)	-
Marketing and administration		(1,165,789)	(1,035,217)	(1,224,506)
Contracts and consultants		(10,257,994)	(6,946,025)	(8,730,195)
Employee benefits expense		(4,644,511)	(4,197,511)	(3,973,532)
Other expenses		(363,209)	(419,731)	(479,670)
Operating loss before finance costs		(5,947,284)	(97,247,197)	(14,398,536)
Financial income	3	1,411,480	1,275,453	1,118,183
Financial expenses	3	(70,409,864)	(60,167,274)	(40,655,408)
Net financing costs		(68,998,384)	(58,891,821)	(39,537,225)
Loss before income tax expense		(74,945,668)	(156,139,018)	(53,935,761)
Income tax expense /(benefit)	4	-	-	-
Net loss after income tax expense/(benefit)		(74,945,668)	(156,139,018)	(53,935,761)
Attributable to members		(74,945,668)	(156,139,018)	(53,935,761)

Statement of Changes in Equity

	Combined Participating Interest and Issued Capital	Retained Earnings / (Accumulated Deficit)	Total
For the year ended 30 June 2005 (unaudited)			
Opening balance as at 1 July 2004	300,012,158	(37,248,930)	262,763,228
Net loss for the period	-	(53,935,761)	(53,935,761)
Closing balance at 30 June 2005	300,012,158	(91,184,691)	208,827,467

	Combined Participating Interest and Issued Capital	Other contributed equity (i)	Retained Earnings / (Accumulated Deficit)	Reserves	Total
For the year ended 30 June 2006					
Opening balance as at 1 July 2005	300,012,158	-	(91,184,691)	-	208,827,467
Effect of change in accounting policy	-	21,761,379	(21,761,379)	(6,430,385)	(6,430,385)
Net loss for the period	-	-	(156,139,018)	-	(156,139,018)
Deemed equity contribution – Note 22	-	14,230,355	-	-	14,230,355
Movement in fair value of hedging instruments	-	-	-	86,068	86,068
Closing balance at 30 June 2006	300,012,158	35,991,734	(269,085,088)	(6,344,317)	60,574,487

The accompanying notes form part of these financial statements.

APT JV Consortium Combined Financial Report

Asia Pacific Transport Joint Venture Consortium Combined Financial Report

Financial statements for the year ended 30 June 2007

For the year ended 30 June 2007 (unaudited)	Combined Participating Interest and Issued Capital	Other contributed equity (i)	Retained Earnings / (Accumulated Deficit)	Reserves	Total
Opening balance as at 1 July 2006	300,012,158	35,991,734	(269,085,088)	(6,344,317)	60,574,487
Net loss for the period	-	-	(74,945,668)	-	(74,945,668)
Deemed equity contribution – Note 22	-	14,230,355	-	-	14,230,355
Movement in fair value of hedging instruments	-	-	-	6,911,230	6,911,230
Closing balance at 30 June 2007	300,012,158	50,222,089	(344,030,756)	566,913	(6,770,404)

Amounts are stated net of tax

(i) Refer to Note 22 for further detail.

	Note	Unaudited June 2007 \$	June 2006 \$
Balance Sheet			
CURRENT ASSETS			
Cash	6	20,787,021	28,589,938
Receivables	7	9,688,413	8,197,268
Materials and supplies		2,896,796	3,013,539
Other assets	8	4,383,153	1,470,663
TOTAL CURRENT ASSETS		37,755,383	41,271,408
NON-CURRENT ASSETS			
Property, plant and equipment	3 & 9	683,617,314	695,584,818
TOTAL NON-CURRENT ASSETS		683,617,314	695,584,818
TOTAL ASSETS		721,372,697	736,856,226
CURRENT LIABILITIES			
Payables and other liabilities	10	19,648,526	15,072,497
Deferred income	11	90,877	83,680
Borrowings	12	2,403,000	15,856,085
Employee entitlements	1j	291,855	230,104
TOTAL CURRENT LIABILITIES		22,434,258	31,242,366
NON-CURRENT LIABILITIES			
Payables and other liabilities	10	10,268,291	16,904,221
Deferred income	11	48,852,394	48,943,271
Borrowings	12	633,012,033	579,163,557
Employee entitlements	1j	35,317	28,324
TOTAL NON-CURRENT LIABILITIES		692,168,035	645,039,373
TOTAL LIABILITIES		714,602,293	676,281,739
NET ASSETS		6,770,404	60,574,487
EQUITY			
Participating Interest and Issued Capital	13	300,012,158	300,012,158
Other contributed equity	13 & 22	50,222,089	35,991,734
Reserves	13	566,913	(6,344,317)
Retained earnings (accumulated deficit)		(344,030,756)	(269,085,088)
TOTAL EQUITY		6,770,404	60,574,487

The accompanying notes form part of these financial statements.

APT JV Consortium Combined Financial Report

Asia Pacific Transport Joint Venture Consortium Combined Financial Report

Financial statements for the year ended 30 June 2007

	Note	Unaudited June 2007 \$	June 2006 \$	Unaudited June 2005 \$
Statement of cash flows				
CASH FLOW FROM OPERATING ACTIVITIES				
Receipts from customers		78,869,327	66,277,415	49,624,438
Payments to suppliers and employees		(65,896,969)	(64,153,474)	(42,068,855)
Borrowing costs		(26,851,775)	(24,129,707)	(28,695,956)
Net cash provided by (used in) operating activities	19b	(13,879,417)	(22,005,766)	(21,140,373)
CASH FLOW FROM INVESTING ACTIVITIES				
Proceeds from sale of property, plant and equipment		129,918	500	151,643
Payment for property, plant and equipment		(7,433,727)	(9,041,962)	(15,335,424)
Net cash provided by (used in) investing activities		(7,303,809)	(9,041,462)	(15,183,781)
CASH FLOW FROM FINANCING ACTIVITIES				
Proceeds from borrowings - external		5,158,000	8,171,001	14,244,594
Proceeds from borrowings – consortium participants		11,467,210	32,731,316	27,922,586
Repayment of borrowings		(3,244,901)	(3,177,896)	(13,186,335)
Net cash provided by (used in) financing activities		13,380,309	37,724,421	28,990,845
Net increase/(decrease) in cash held		(7,802,917)	6,677,193	(7,333,309)
Cash at beginning of year		28,589,938	21,912,745	29,246,054
Cash at end of year	19a	20,787,021	28,589,938	21,912,745

Notes to the financial statements

Note 1 Statement of significant accounting policies

The Asia Pacific Transport Consortium ('Consortium' or 'entity') was established for the purpose of constructing 1,420 kilometres of rail line between Alice Springs and Darwin, the lease and maintenance of the existing 830 kilometre line between Tarcoola and Alice Springs, integration of the railway line with Darwin's East-Arm Port, and operation of the Adelaide to Darwin line for 50 years from January 2004.

The South Australian and Northern Territory governments, through a statutory body, AustralAsia Railway Corporation ("AARC"), established a legislative framework to co-ordinate and oversee the establishment of the railway. The Concession Deed sets out the fundamental terms between AARC and the Consortium to finance, construct, operate, repair and maintain the railway for a 50 year concession term from the date of completion of construction (2004). Under terms of the Concession Deed, AARC provided the Consortium with leases and subleases providing title to the Corridor for at least the term of the Concession Deed, including leases from the government and various Aboriginal land trusts over lands within the Corridor. The Concession Deed provides certain assurances to the Consortium regarding entitlement to exclusive possession, quiet possession and limited responsibility for certain interests. The Concession Deed also provides that AARC was responsible for procuring and paying for the construction of certain government works as part of the construction of the railway. The government works, which included the construction of certain earthworks, culverts and bridges, were completed during construction of the railway. Refer to note 17 for further discussion of the service concession arrangement.

The Consortium comprises the following entities domiciled in Australia:

Asia Pacific Transport Joint Venture (an unincorporated joint venture);
 Freight Link Pty Ltd;
 Asia Pacific Transport Pty Ltd (and its controlled entity, Asia Pacific Transport Finance Pty Ltd); and
 Asia Pacific Contracting Pty Ltd.

The accompanying notes form part of these financial statements.

APT JV Consortium Combined Financial Report

Asia Pacific Transport Joint Venture Consortium Combined Financial Report

Financial statements for the year ended 30 June 2007

The Consortium performs all rail safety, marketing, operation and asset management functions associated with the business. The Consortium has outsourced a number of activities, including train control, train crewing, terminal loading, port operations and maintenance associated with track and rolling stock, to rail service providers.

The joint venture agreement requires that the joint venture partners of Asia Pacific Transport Joint Venture ('APTJV') have identical equity interests in the other group entities. The joint venture partners must at all times act in the best interest of the Consortium.

This Financial Report of the Consortium has been prepared based upon a business combination of APTJV (the deemed parent), its group entities (Freight Link Pty Ltd, Asia Pacific Transport Pty Ltd, Asia Pacific Transport Finance Pty Ltd and Asia Pacific Contracting Pty Ltd) in accordance with UIG 1013 "Consolidated Financial Reports in relation to Pre-Date-of-Transition Stapling Arrangements". This financial report is a general purpose report which has been prepared in accordance with the requirements of Australian Accounting standards adopted by the Australian Accounting Standards Board ('AASB').

The financial report for the year ended 30 June 2007 is unaudited but has been compiled from the Consortium's audited consolidated financial report for the same period (the year ended 30 June 2007). The 2006 comparatives in this report are audited.

Statement of Compliance

International Financial Reporting Standards ("IFRSs") form the basis of Australian Accounting Standards adopted by the AASB, being Australian equivalents to IFRS ("AIFRS"). The financial report also complies with IFRSs and interpretations adopted by the International Accounting Standards Board.

Basis of preparation

The financial report is presented in Australian dollars. It has been prepared on an accruals basis and is based on historical costs and does not take into account changing money values or, except where stated, current valuations of non-current assets. The entity has not early adopted any of the accounting standards and amendments available for early adoption as none are expected to have a material impact on the financial position of the entity.

Basis of consolidation

This Financial Report of the AsiaPacific Transport Consortium has been prepared based upon a business combination of APTJV (the deemed parent) and its group entities in accordance with UIG 1013 "Consolidated Financial Reports in relation to Pre-Date-of-Transition Stapling Arrangements".

Controlled entities are entities controlled by APTJV or its group entities. Control exists when the entity has the power, directly or indirectly, to govern the financial and operating policies of an entity to obtain benefits from its activities. The financial statements of controlled entities are included in the consolidated financial report from the date that control commences until the date that control ceases.

Unrealised gains and losses and inter-entity balances resulting from transactions with or between entities are eliminated in full within the Consortium.

Going concern

The entity has been contracted to the AustralAsia Railway Corporation to undertake, build, own and operate the Adelaide to Darwin Rail Project (the "Project"). The entity and parties to the Project are confident of the success of the Project (supported by detailed financial modeling) and have undertaken to support each other through the initial stages of the Project. At 30 June 2007, the entity had net assets of \$7m, reflected by participating interests and contributed equity of \$351m, offset by accumulated deficit/reserves of \$344m.

The accompanying notes form part of these financial statements.

APT JV Consortium Combined Financial Report

In December 2006 the entity agreed a “Standstill Term” up to March 2009 with the Senior Banks for a waiver of principal during the Standstill period and Shareholders committed support of \$14.4 million; the shareholders providing the support being KBR, Carillion and GWA. The Consortium believes it will be able to meet its ongoing obligations from operating cash flows under the Standstill Term through 31 March 2009. Accordingly, the financial report has been prepared on a going concern basis which contemplates the continuity of normal business activities and the realisation of assets and settlement of liabilities in the ordinary course of business.

The preparation of a financial report in conformity with AIFRS requires management to make judgements, estimates and assumptions that affect the application of policies and reported amounts of assets and liabilities, income and expenses. The estimates and associated assumptions are based on historical experience and various other factors that are believed to be reasonable under the circumstances, the results of which form the basis of making the judgements about carrying values of assets and liabilities that are not readily apparent from other sources. Actual results may differ from these estimates. The estimates and judgements that have a significant risk of causing a material adjustment to the carrying amounts of assets and liabilities within the next financial year relate to going concern (refer Note 1 previous comments) and impairment (refer Note 1(l)).

The estimates and underlying assumptions are reviewed on an ongoing basis. Revisions to accounting estimates are recognised in the period in which the estimate is revised if the revision affects only that period, or in the period of the revision and future periods if the revision affects both current and future periods.

The accounting policies set out below have been applied consistently to all periods presented in the financial report. None of the standards, amendments to standards and interpretations available for early adoption have been early adopted as none, with the possible exception of Interpretation 12, are expected to have a significant impact on the financial statements of the Consortium. Interpretation 12 Service Concession Arrangements, which is effective in the financial year ended 30 June 2009, addresses the accounting for service concession operators in public to private service concession arrangements. The potential effect of the Interpretation on the Consortium's financial statements has not yet been determined.

a. Revenue

Freight service revenue is recognized when the freight departs from the terminal. This policy results in recognition of revenue in a manner that does not differ materially from proportional revenue recognition as a shipment moves from origin to destination and related expenses are recognised as incurred.

Government grants are recognised in the balance sheet initially as deferred income and then released to income on a systematic basis in the same periods in which the expenses for which the grant was received are incurred. The entity has recognised as a government grant the difference between the present value of the Corporation/government loan and its \$50m face value as outlined in Note 22. Deferred income is being recognised over the loan redemption period to 2054.

Interest revenue is recognised on an accrual basis taking in to account the interest rates applicable to the financial assets.

All revenue is stated net of the amount of goods and services tax (GST).

b. Cash

For the purposes of the statement of cash flows, cash includes cash on hand and at call deposits with banks or financial institutions.

c. Receivables

Receivables are stated at their cost less impairment losses. Debtors to be settled within 30 days are carried at amounts due. The collectability of debts is assessed at balance date and an impairment charge made for any doubtful accounts.

The accompanying notes form part of these financial statements.

APT JV Consortium Combined Financial Report

d. Property, Plant and Equipment

Plant and equipment

Items of property, plant and equipment are stated at cost less accumulated depreciation (see below) and impairment losses (see accounting policy I). The cost of self-constructed assets includes the cost of materials, direct labour, the initial estimate, where relevant, of the costs of dismantling and removing the items and restoring the site on which they are located, and an appropriate proportion of production overheads. Where parts of an item of property, plant and equipment have different useful lives, they are accounted for as separate items of property, plant and equipment.

Preliminary costs associated with the formation of the Project have been capitalised into cost of construction related assets and are amortised over periods (between 5 and 50 years) that reflect the duration of benefit arising from the asset.

Depreciation

The depreciable amount of all fixed assets including buildings and capitalised leased assets, but excluding freehold land, are depreciated on a straight line basis over their useful lives to the joint venture commencing from the time the asset is held ready for use. Leasehold improvements are depreciated over the shorter of either the unexpired period of the lease or the estimated useful lives of the improvements.

The depreciation rates used in the current and comparative periods are:

<i>Class of Fixed Asset</i>	<i>Depreciation Rate</i>
Buildings (Terminals)	3%-15%
Infrastructure (Track)	2%-10%
Plant & Equipment / Office & Administration	2%-40%
Rolling Stock	5%

e. Leases

Leases of fixed assets, where substantially all the risks and benefits incidental to the ownership of the asset, but not legal ownership, are transferred to the entity are classified as finance leases. Finance leases are capitalised recording an asset and a liability equal to the present value of the minimum lease payments, including any guaranteed residual value. Leased assets are depreciated on a straight line basis over their estimated useful lives where it is likely that the economic entity will obtain ownership of the asset or over the term of the lease. Lease payments are allocated between the reduction of the lease liability and the lease interest expense for the period.

Lease payments under operating leases, where substantially all the risks and benefits remain with the lessor, are recognised in the income statement on a straight-line basis over the term of the lease.

The entity was assigned leases at nil cost to enable it to undertake the Project on the rail corridor. No value was assigned to these leases at the time of receipt.

f. Materials and supplies

Materials and supplies, consisting mainly of items for maintenance of property and equipment are stated at the lower of cost or market. The cost of materials and supplies is based on the first-in first-out principle and includes expenditure incurred in acquiring the materials and supplies and bringing them to their existing location and condition.

g. Payables and other liabilities

Liabilities are recognised for amounts to be paid in the future for goods or services received and are stated at cost. Trade accounts payable are normally settled within 30 days.

Loans received at below-market rates are initially measured at their fair value. Any difference between the fair value of the loan on initial recognition and the amount received is accounted for according to its nature (see accounting policy n).

h. Provisions

A provision is recognised in the balance sheet when the entity has a present legal or constructive obligation as a result of a past event, and it is probable that an outflow of economic benefits will be required to settle the obligation. If the effect is material, provisions are determined by discounting the expected future cash flows at a pre-tax rate that reflects current market assessments of the time value of money and, where appropriate, the risks specific to the liability.

i. Income tax

As stated in Note 1 previously, the entity for the purposes of this report comprises one joint venture as deemed parent entity and four companies.

The joint venture is not a taxable entity and lodges a tax return as a Partnership. Accordingly, any tax liabilities are the responsibility of the individual partners and the report does not contain any income tax expense or provision with respect to the joint venture.

Income tax on the profit or loss for the year of the other four companies comprises current and deferred tax. Income tax is recognised in the income statement except to the extent that it relates to items recognised directly in equity.

Current tax is the expected tax payable on the taxable income for the year, using tax rates enacted or substantially enacted at the balance sheet date, and any adjustment to tax payable in respect of previous years.

Deferred tax is provided using the balance sheet liability method, providing for temporary differences between the carrying amounts of assets and liabilities for financial reporting purposes and the amounts used for taxation purposes. The following temporary differences are not provided for: goodwill, the initial recognition of assets or liabilities that affect neither accounting nor taxable profit, and differences relating to investments in subsidiaries to the extent that they will probably not reverse in the foreseeable future. The amount of deferred tax provided is based on the expected manner of realisation or settlement of the carrying amount of assets or liabilities, using tax rates enacted or substantially enacted at the balance sheet date.

A deferred tax asset is recognised only to the extent that it is probable that future taxable profits will be available against which the asset can be utilised. Deferred tax assets are reduced to the extent that it is no longer probable that the related tax benefit will be realised.

j. Employee entitlements

The entity's net obligation in respect of long-term service benefits, other than pension plans, is the amount of future benefit that employees have earned in return for their service in the current and prior periods. The obligation is calculated using expected future increases in wage and salary rates including related on-costs and expected settlement dates and is discounted using the rates attached to the Commonwealth Government bonds at the balance sheet date which have maturity dates approximating to the terms of the entity's obligations.

Liabilities for employee benefits for wages, salaries, annual leave and sick leave that are expected to be settled within 12 months of the reporting date represent present obligations resulting from employees' services provided to reporting date, are calculated at undiscounted amounts based on remuneration wages and salary rates that the entity expects to pay as at reporting date including related on-costs, such as workers compensation insurance and payroll tax.

Non-accumulating non-monetary benefits, such as medical care, housing, cars and free or subsidised goods and services, are expensed based on the net marginal cost to the entity as the benefits are taken by employees.

k. Foreign currency transactions and balances

Foreign currency transactions during the period are converted to Australian currency at the rates of exchange applicable at the dates of the transactions. Amounts receivable and payable in foreign currencies at balance date are converted to the rates of exchange ruling at that date.

The gains and losses from conversion of short-term assets and liabilities, whether realised or unrealised, are included in profit from ordinary activities as they arise.

l. Impairment

The carrying amounts of non-current assets valued on the cost basis are reviewed to determine whether there is any indication of impairment at balance date. If any such indication exists, the asset's recoverable amount is estimated. An impairment loss is recognised whenever the carrying amount of an asset or its cash-generating unit exceeds its recoverable amount. Impairment losses are recognised in the income statement, unless an asset has previously been revalued, in which case the impairment loss is recognised as a reversal to the extent of that previous revaluation with any excess recognised through profit or loss.

Impairment losses recognised in respect of cash-generating units are allocated first to reduce the carrying amount of any goodwill allocated to cash-generating units (group of units) and then, to reduce the carrying amount of the other assets in the unit (group of units) on a pro rata basis.

The recoverable amount of assets is the greater of their net selling price and value in use. In assessing value in use, the estimated future cash flows are discounted to their present value using a pre-tax discount rate that reflects current market assessments of the time value of money and the risks specific to the asset. For an asset that does not generate largely independent cash inflows, the recoverable amount is determined for the cash-generating unit to which the asset belongs.

An impairment loss is reversed if there is an indication that the impairment loss may no longer exist and there has been a change in the estimates used to determine the recoverable amount. An impairment loss is reversed only to the extent that the asset's carrying amount does not exceed the carrying amount that would have been determined, net of depreciation or amortisation, if no impairment loss had been recognised.

m. Goods and services tax

Revenues, expenses and assets are recognised net of the amount of goods and services tax (GST), except where the amount of GST incurred is not recoverable from the Australian Taxation Office (ATO). In these circumstances the GST is recognised as part of the cost of acquisition of the asset or as part of an item of the expense. Receivables and payables are stated with the amount of GST included. The net amount of GST recoverable from, or payable to, the ATO is included as a current asset or liability in the balance sheet. Cash flows are included in the statement of cash flows on a gross basis. The GST components of cash flows arising from the investing or financing activities which are recoverable from, or payable to, the ATO are classified as operating cash flows.

n. Interest-bearing borrowings

Interest-bearing borrowings are recognised initially at fair value less attributable transaction costs. Subsequent to initial recognition, interest-bearing borrowings are stated at amortised cost with any difference between cost and redemption value being recognised in the income statement over the period of the borrowings on an effective interest basis.

Net financing costs comprise interest payable on borrowings calculated using the effective interest rate method, interest receivable on funds invested, dividend income, and gains and losses on hedging instruments that are recognised in the income statement (see accounting policy p).

Interest income is recognised in the income statement as it accrues, using the effective interest method. Dividend income is recognised in the income statement on the date the entity's right to receive payments is established. The interest expense component of finance lease payments is recognised in the income statement using the effective interest rate method.

o. Derivatives

The entity uses derivative financial instruments to hedge its exposure to interest rate risks arising from operational and financing activities. In accordance with its treasury policy, the entity does not hold or issue derivative financial instruments for trading purposes.

Derivative financial instruments are recognised initially at cost. Subsequent to initial recognition, derivative financial instruments are stated at fair value. The gain or loss on re-measurement to fair value is recognised immediately in profit or loss. However, where derivatives qualify for hedge accounting, recognition of any resultant gain or loss depends on the nature of the item being hedged (see accounting policy p).

The fair value of interest rate swaps is the estimated amount that the entity would receive or pay to terminate the swap at the balance sheet date, taking into account current interest rates and the current creditworthiness of the swap counterparties. The fair value of forward exchange contracts is their quoted market price at the balance sheet date, being the present value of the quoted forward price.

p. Cash flow hedges

Where a derivative financial instrument is designated as a hedge of the variability in cash flows of a recognised asset or liability, or a highly probable forecasted transaction, the effective part of any gain or loss on the derivative financial instrument is recognised directly in equity. The ineffective part of any gain or loss is recognised immediately in the income statement. When the forecasted transaction subsequently results in the recognition of a non-financial asset or non-financial liability, the associated cumulative gain or loss is removed from equity and included in the initial cost or other carrying amount of the non-financial asset or liability. If a hedge of a forecasted transaction subsequently results in the recognition of a financial asset or a financial liability, the associated gains and losses that were recognised directly in equity are reclassified into profit or loss in the same period or periods during which the asset acquired or liability assumed affects profit or loss (i.e., when interest income or expense is recognised).

When a hedging instrument expires or is sold, terminated or exercised, or the entity revokes designation of the hedge relationship, but the hedged forecast transaction is still expected to occur, the cumulative gain or loss at that point remains in equity and is recognised in accordance with the above policy when the transaction occurs. If the hedged transaction is no longer expected to take place, the cumulative unrealised gain or loss recognised in equity is recognised immediately in the income statement.

q. Borrowing costs

Borrowing costs incurred in relation to qualifying assets are capitalised into the cost of the asset and amortised over the asset's useful life following completion of the asset's construction. Borrowing costs incurred which are not related to qualifying assets are expensed as incurred.

Note 2 Revenue

Operating activities

– Freight service revenue

Total Revenue

Unaudited June 2007 \$	June 2006 \$	Unaudited June 2005 \$
80,196,304	61,724,038	51,391,580
80,196,304	61,724,038	51,391,580

Note 3 Other Disclosable Expenses

Finance costs:

– interest income	(1,327,800)	(1,198,399)	(1,118,183)
– Corporation Loan Grant income	(83,680)	(77,054)	-
– interest expense, OpCo Notes (ii)	14,230,355	14,230,355	-
– other interest expense	56,121,391	45,799,096	40,482,770
– borrowing fees	58,118	137,823	172,638
	68,998,384	58,891,821	39,537,225

Depreciation and amortisation of property, plant and equipment	18,454,203	18,071,565	17,202,137
Sale of property, plant and equipment	817,110	1,882	7,791
Impairment of property, plant and equipment (i)	-	87,570,180	-
Remuneration of auditor:			
– audit or review – KPMG	40,000	38,000	35,000
– other services – KPMG	41,275	39,150	56,365
– other services – other auditors	-	-	5,560

- (i) At June 2007, the present book value of future operating cash flows representing the recoverable amount of PP&E under the value in use assumption was equivalent to the 30 June 2007 \$684m PP&E carrying value, and hence an impairment charge is not required. The discount rate utilised in the financial model was 10.45%.

At June 2006, the present value of future operating cash flows representing the recoverable amount of PP&E under the value in use assumption was below the 30 June 2006 \$783m PP&E carrying value, and hence an impairment charge of \$87,570,180 was recorded. The discount rate utilised in the financial model was 10.44%.

- (ii) Refer to Note 22 for further detail.

Asia Pacific Transport Joint Venture Consortium Combined Financial Report

Financial statements for the year ended 30 June 2007

	Unaudited June 2007 \$	June 2006 \$	Unaudited June 2005 \$
Note 4 Income tax expense			
Recognised in the income statement			
Current tax expense	-	-	-
Deferred tax expense			
– Temporary differences	-	-	-
– Benefit of tax losses recognised	-	-	-
	-	-	-
Total income tax expense / (benefit) in income statement	-	-	-
All attributable to continuing operations			
The prima facie tax payable on profit is reconciled to the income tax expense as follows:			
Prima facie tax payable on loss before income tax at 30%	(22,483,700)	(42,572,598)	(16,180,728)
Add tax effect of:			
– Other non-allowable items	(2,444,864)	8,506	6,477
– Unrecognised deferred tax asset	24,928,564	42,564,092	16,174,251
Income Tax Expense	-	-	-
Deferred tax assets have not been recognised in respect of the following items:			
Tax losses (in Freight Link Pty Ltd)	60,941,469	43,524,285	27,269,345

The deductible tax losses do not expire under current tax legislation. No deferred tax assets have been recognised because it is not probable that future taxable profit will be available against which the entity can utilise the benefits there from.

Note 5: Key management personnel disclosures

The key management personnel comprise the directors and CEO of Freight Link Pty Ltd, with remuneration as follows:

Short-term employee benefits	986,789	820,780	1,000,616
Other long-term benefits	88,811	73,870	62,718
Total	1,075,600	894,650	1,063,334

Refer to Note 17 for other related party transactions.

The following were key management personnel of the entity at any time during the year:

Mr Nick Bowen	Dr Dan Norton
Mr Tim Fischer	Mr Doug Ridley
Mr Malcolm Kinnaird, AO	Mr Mark Snape
Mr Brett Lazarides	Mr Ron Thomas
Mr Brian McGlynn	Mr Bill Woodhead
Mr Bruce McGowan	Mr John Fullerton

The accompanying notes form part of these financial statements.
APT JV Consortium Combined Financial Report

Asia Pacific Transport Joint Venture Consortium Combined Financial Report
Financial statements for the year ended 30 June 2007

	Note	Unaudited June	
		2007	June 2006
		\$	\$
Note 6: Cash			
Cash at bank	6a	20,786,621	28,589,538
Cash on hand		400	400
		<u>20,787,021</u>	<u>28,589,938</u>

a. Cash available is governed by finance covenants with lenders.

Note 7: Receivables

Trade debtors	8,905,614	7,578,637
Other debtors	782,799	618,631
	<u>9,688,413</u>	<u>8,197,268</u>

Note 8: Other assets

CURRENT		1,360,027
Prepayments Other	4,340,552	42,601
	<u>4,383,153</u>	<u>1,470,663</u>

Note 9: Property, plant and equipment

	Office & Administration	Plant	Terminals 2007 \$	Track	Rollingstock	Total
At cost	1,409,446	1,211,794	828,973	771,585,682	54,298,694	829,334,589
Accumulated amortisation/depreciation/imp	(1,035,493)	(267,335)	(163,921)	(132,062,223)	(12,188,303)	(145,717,275)
	<u>373,953</u>	<u>944,459</u>	<u>665,052</u>	<u>639,523,459</u>	<u>42,110,391</u>	<u>683,617,314</u>
			2006 \$			
At cost	1,284,653	1,189,409	775,330	769,318,708	50,303,118	822,871,218
Accumulated	(784,362)	(199,138)	(131,914)	(116,675,919)	(9,495,067)	(127,286,400)
	<u>500,291</u>	<u>990,271</u>	<u>643,416</u>	<u>642,642,789</u>	<u>40,808,051</u>	<u>695,584,818</u>

The accompanying notes form part of these financial statements.
APT JV Consortium Combined Financial Report

Note 9: Property, plant and equipment (continued)

Movement in the carrying amounts for each class of property, plant and equipment between the beginning and the end of the current financial year.

	2007 (Unaudited)					
	\$					
	Office & Administratio	Plant	Terminals	Track	Rollingstock	Total
Carrying amount at beginning of year	500,291	990,271	643,416	652,642,789	40,808,051	695,584,818
Additions	124,793	22,387	53,643	2,266,973	4,965,931	7,433,727
Disposals					(947,028)	(947,028)
Impairment						-
Depreciation	(251,131)	(68,199)	(32,007)	(15,386,303)	(2,716,563)	(18,454,203)
Carrying amount at end of year	373,953	944,459	665,052	639,523,459	42,110,391	683,617,314
	2006 \$					
Carrying amount at beginning of year	668,299	606,612	591,566	748,674,315	41,572,535	792,113,327
Additions	210,551	551,329	160,730	1,500,421	6,618,931	9,041,962
Disposals	(2,382)					(2,382)
Impairment	(62,984)	(124,670)	(81,002)	(82,164,023)	(5,137,501)	(87,570,180)
Depreciation	(313,193)	(43,000)	(27,878)	(15,367,924)	(2,245,914)	(17,997,909)
Carrying amount at end of year	500,291	990,271	643,416	652,642,789	40,808,051	695,584,818

	Note	Unaudited June	
		2007	June 2006
		\$	\$
Note 10: Payables and other liabilities			
CURRENT			
Trade creditors		13,980,510	10,125,976
Sundry creditors		5,638,341	4,902,765
GST payable		29,675	43,756
		19,648,526	15,072,497
NON-CURRENT			
Fair value swaps (ii)		(566,913)	6,344,317
Project contracts (at discount value) (i)		10,835,204	10,559,904
		10,268,291	16,904,221

(i) Relates to several amounts payable by the entity if funds are available – refer Note 17 ‘D&C Contractor’ paragraph for further detail.

(ii) Refer to note 20(a) for further detail.

The accompanying notes form part of these financial statements.

APT JV Consortium Combined Financial Report

Asia Pacific Transport Joint Venture Consortium Combined Financial Report

Financial statements for the year ended 30 June 2007

Note 11: Deferred income

CURRENT

Deferred grant – Corporation loan (i)

NON-CURRENT

Deferred grant – Corporation loan (i)

Note	Unaudited June	
	2007	June 2006
	\$	\$
	90,877	83,680
	90,877	83,680
	48,852,394	48,943,271
	48,852,394	48,943,271

(i) At the outset of the Project, a \$50m loan was received from the AustralAsia Railway Corporation, an entity owned by the South Australian and Northern Territory governments, with repayment required by 2054. Interest payments may be required in certain circumstances based on EBITDA performance against the entity's 2003 "Base Case" financial model. However, due to the remote likelihood of the entity achieving these results, on adoption of AASB 139 Financial Instruments: Recognition and Measurement effective 1 July 2005 (refer Note 22), the loan has been discounted at the entity's weighted average cost of debt rate and recognised as a component of borrowings at that present value (refer Note 12(b)). The difference between the present value of the loan and the \$50m face value has been accounted for as a deferred government grant, to be amortised to income on the same basis as the loan is accreted to its \$50m face value.

Note 12: Borrowings

Loan from participating interest holders (e)

Working Capital loan

Lease liability (d)

Senior D - Amortising

Senior E – Rolling Stock

NON-CURRENT

Senior C - Bullet

Senior D - Amortising

Senior E - Rolling Stock

Tier 1 Mezzanine (c)

Tier 2 Mezzanine

Loan Notes-OPCO (c)

Loan Notes-SON 1 (c)

Loan Notes-SON 2 (c)

Corporation loan

	Unaudited June	
	2007	June 2006
	\$	\$
	403,000	403,000
	2,000,000	2,000,000
	-	52,814
	-	10,033,571
	-	3,366,700
12a	2,403,000	15,586,085
	109,020,000	109,020,000
	167,268,639	159,663,016
	53,321,081	45,613,334
	114,408,242	100,017,220
	30,008,673	26,698,041
	94,869,031	94,869,031
	58,847,446	38,782,790
	4,212,192	3,527,076
12b	1,056,729	973,049
	633,012,033	579,163,557

- Refer Note 20d Finance arrangements for terms and conditions of borrowings including covenants. Senior debt is secured under the Security Trust Deed by a charge on all the entity's assets.-refer Note17 'Equity Investors'.
- Fair value of loan (refer Note 11 (i) for detail).
- Owed either fully or partly to related parties – refer Note 17 'Equity Investors'.
- Relates to leased software asset, included in 'Office and Administration' assets in Note 9.
- Loan is non-interest bearing and repayable on demand.

The accompanying notes form part of these financial statements.
APT JV Consortium Combined Financial Report

Note 13: Reserves and Equity

	Unaudited June	
	2007	June 2006
	\$	\$
Hedging Reserve		
The hedging reserve comprises the effective portion of the cumulative net change in the fair value of cash flow hedging instruments related to hedged transactions that have not yet occurred.		
— Valuation at the beginning of the financial year	(6,344,317)	-
— Change in accounting policy at 1 July 2005	-	(6,430,385)
— Movement in fair value of hedging instruments	6,911,230	86,068
— Valuation at the end of the financial year	566,913	(6,344,317)
Equity		
Freight Link Pty Ltd (95,992,500 shares on issue; 2006: 95,992,500)	959,925	959,925
Asia Pacific Transport Joint Venture (participating interest)	299,048,929	299,048,929
Asia Pacific Contracting Pty Ltd (165,200 shares on issue; 2006: 165,200)	1,652	1,652
Asia Pacific Transport Pty Ltd (165,200 shares on issue; 2006: 165,200)	1,652	1,652
Other contributed equity (i)	50,222,089	35,991,734
	350,234,247	336,003,892

Voting rights are in proportion to equity interests.

(i) Refer note 22.

Note 14: Commitments

	Unaudited June 2007 \$	June 2006 \$
a. Operating lease commitments		
Non-cancellable operating leases contracted for but not capitalised in the financial statements.		
Payable:		
– not later than 1 year	7,873,140	2,556,996
– later than 1 year but not later than 5 years	10,481,009	3,236,994
– later than 5 years	26,837,343	-
	<u>44,991,492</u>	<u>5,793,990</u>
b. Capital Expenditure Commitments		
Contracted for:		
– plant and equipment purchases	-	5,145,947
– capital expenditure projects	3,302,000	-
	<u>3,302,000</u>	<u>5,145,947</u>
Payable:		
– not later than 1 year	3,302,000	5,145,947
– later than 1 year and not later than 5 years	-	-
	<u>3,302,000</u>	<u>5,145,947</u>
c. Finance Lease Commitments		
Payable:		
– not later than 1 year	-	55,788
– later than 1 year but not later than 5 years	-	-
– later than 5 years	-	-
	<u>-</u>	<u>55,788</u>
Less: future lease finance charges	<u>-</u>	<u>2,974</u>
	<u>-</u>	<u>52,814</u>
Lease liabilities provided for in the financial statements:		
Current	-	52,814
Non-current	-	-
Total lease liability	-	52,814
d. Other Commitments		
Contracted for:	<u>43,139,494</u>	<u>45,385,613</u>
Payable:		
– not later than 1 year	12,348,387	8,026,119
	11,620,308	15,079,700
– later than 1 year and not later than 5 years - later than 5 years	19,170,799	22,279,794
	<u>43,139,494</u>	<u>45,385,613</u>

These include commitments to the Sponsors for professional services which are conditional on funds being available and lapse in 2008.

Note 15: Contingent liabilities

The representatives are not aware of any circumstances or information that would lead them to believe that the entity has a material contingent liability.

The accompanying notes form part of these financial statements.
APT JV Consortium Combined Financial Report

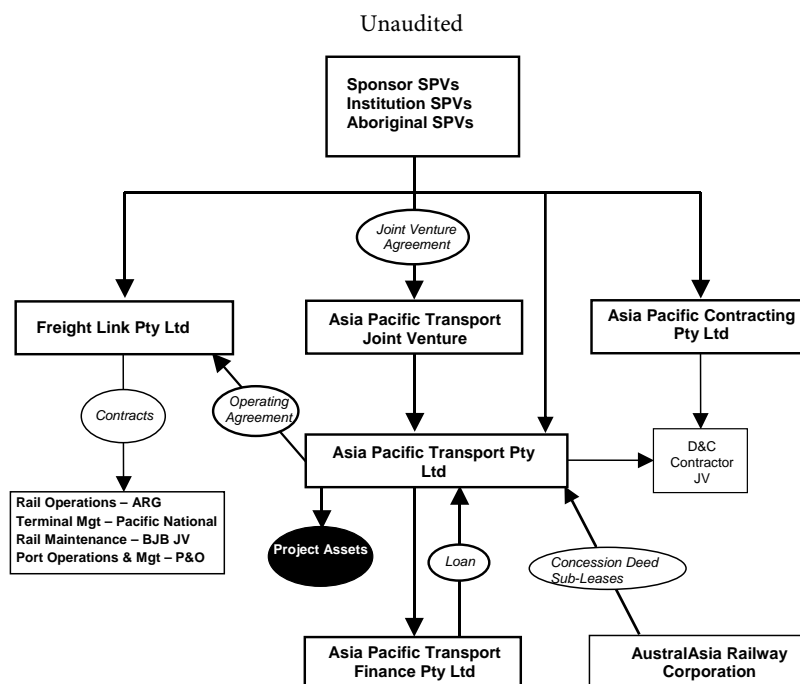
Note 16: Events subsequent to balance date

The Consortium will present a plan to the Senior Banks in 2008 to restructure, refinance or sell the business under its obligations in the Standstill Agreement. The Consortium continues to meet all of its obligations under the Standstill Agreement.

Other than noted in this section, there has not arisen in the interval between the end of the financial year and the date of this report any item, transaction or event of a material and unusual nature likely, in the opinion of the representatives of the joint venture and the directors of the companies, to affect significantly the operations of the Consortium, results of those operations, or the state of affairs of the Consortium, at 30 June 2007.

Note 17: Related party transactions

Due to the size and complexity of the Project, there are a large number of parties involved. The following diagram summarises the structure and the significant entities:



Service Concession Arrangement (Concession Deed)

Asia Pacific Transport Joint Venture ('APT') is the entity contracted by the AustralAsia Railway Corporation to undertake, build, own and operate the Adelaide to Darwin Rail Project, a 50-year concession on the corridor from Tarcoola to Darwin ending in 2054. Other APT companies are involved in the financing and management of the construction contract. The D&C Contractor, ADrail, was awarded the fixed sum, fixed duration contract to construct the railway and associated infrastructure. Freight Link Pty Ltd operates the railway with many of the activities being sub-contracted to other parties.

The Consortium is required to maintain the railway and hand it over to the AustralAsia Railway Corporation in good working condition at the conclusion of the concession (or surrender the assets earlier if the Project fails), and is otherwise wholly responsible for operations on the corridor during the concession period. There are no service obligations imposed by the concession arrangement apart from track capital expenditure which would be expended if specific financial criteria are met in future years. There is no renewal option.

Equity Investors

Sponsors, comprising subsidiary companies of the following groups:

- Kellogg Brown & Root
- John Holland Group Pty Ltd *(part of the Leighton Group)
- Barclay Mowlem (Asia) Limited *(part of Carillion plc)
- Macmahon Holdings Limited *
- GWI Holdings Pty Ltd (the owner of Australia Southern Railroad Pty Ltd)

Institutions

- MLC Investment Limited
- Colonial Investment Services Limited *
- Northern Territory Government #
- Perpetual Investments

Aboriginal corporations

- Northern Aboriginal Investment Corporation Pty Limited
- Centrecorp Aboriginal Investment Corporation Pty Ltd

* Also participate in Tier 1 Mezzanine debt on the same terms as other Noteholders.

Also participates in Tier 2 Mezzanine debt on the same terms as other Noteholders.

APT entities

All APT entities are controlled by the Equity Investors:

Asia Pacific Transport Joint Venture: contracted by the AustralAsia Railway Corporation to undertake, build, own and operate the Adelaide to Darwin Rail Project.

Asia Pacific Transport Pty Ltd: The nominee agent and trustee of and for the Asia Pacific Transport Joint Venture.

Asia Pacific Transport Finance Pty Ltd: Responsible for arranging debt finance to fund construction and operation of the railway.

Asia Pacific Transport Joint Venture Consortium Combined Financial Report

Financial statements for the year ended 30 June 2007

Asia Pacific Contracting Pty Ltd: Responsible for the design and construction of the Government Improvements in relation to the Project.

Freight Link Pty Ltd: Responsible for establishing and operating the integrated rail transport business in South Australia and Northern Territory.

As a result of its first few years of operations Freight Link incurred losses greater than its initial capitalisation, but no more than the guaranteed capital subscription (or the amount as increased due to further subscriptions of capital resulting from amounts being called under the bank letters of credit) received by construction completion ("Capitalisation Event"). The Capitalisation Event occurred on 31 March 2004. The APT JV could not seek to recover any debts due from Freight Link until after the Capitalisation Event, ensuring that Freight Link maintained net assets available to satisfy other creditors.

D&C Contractor

ADrail Joint Venture comprises Brown & Root Construction Pty Ltd, Barclay Mowlem Construction Pty Ltd, John Holland Pty Ltd and Macmahon Contractors Pty Ltd (with varying levels of participation).

An amount of \$10 million (\$7.4m discounted, part of 'Project Contracts' payable per Note 10) is payable by Asia Pacific Transport JV to ADrail Joint Venture for early completion of the Railway. ADrail Joint venture is a related party of the entity. It is conditional on funds being available for distribution as determined by the project finance documents and D & C contract. It is expected to be payable in the period 2010 to 2011 and has been capitalised into the relevant assets at a discounted value.

Other Contracts

With the exception of a number of the principal contracts that were negotiated at the outset of the Project in conjunction with the formation of the bid syndicate or as subsequently amended, all other contracts have been awarded following competitive tender.

Contracts entered into by this entity and related entities with shareholders as executed in 2001 on commercial terms with review and approval from all shareholders and the Senior Banks are as follows:

GWA/ASR, subsidiary of ARG (GWI)

(Rail Operations & Rolling Stock Services)

2007 expense \$19,617,401 2006 expense \$16,034,544, 2005 expense \$18,990,468

Accrued creditor as at 30 June 2007 of \$338,533

BJB (joint venture of KBR, Laing O'Rourke & John Holland)

(Track Maintenance & Capital Expenditure)

2007 expense \$10,212,413, and accrued creditor as at 30 June 2007 of \$1,055,784

2006 expense \$9,707,046, and accrued creditor as at 30 June 2006 of \$853,553

2005 expense \$8,945,380

KBR services 2007 expense \$93,049, and accrued creditor as at 30 June 2007 of \$3,480.

Note 18: Segment reporting

The entity has been contracted by the AustralAsia Railway Corporation to undertake, build, own and operate the Adelaide to Darwin Rail Project. It therefore operates in one business and one (Australia) geographical segment.

The accompanying notes form part of these financial statements.

APT JV Consortium Combined Financial Report

	Note	Unaudited June 2007 \$	June 2006 \$	Unaudited June 2005 \$
Note 19: Cash flow information				
a. Reconciliation of Cash				
Cash at the end of the financial year as shown in the Statement of				
Cash Flows is reconciled to the related items in the balance sheet as follows:				
Cash on hand		400	400	-
At call deposits with financial institutions		20,786,621	28,589,538	21,912,745
		20,787,021	28,589,938	21,912,745
Reconciliation of Cash Flow from Operations with Loss				
b. after income tax.				
Loss after income tax		(74,945,668)	(156,139,018)	(53,935,761)
Non-cash flows in profit				
– (Profit)/Loss on sale of non-current assets		817,110	1,882	7,791
– Depreciation and amortization		18,454,203	18,071,565	17,202,137
– Impairment of fixed assets		-	87,570,180	3,052,049
– Accrued interest		41,161,757	29,872,657	10,841,269
Changes in assets and liabilities, net of the effects of				
purchase and disposals of subsidiaries:				
– Decrease/(Increase) in receivables		(1,423,110)	(1,427,654)	(3,687,166)
– Decrease/(Increase) in materials and supplies		116,743	338,272	(3,687,166)
– Decrease/(Increase) in prepayments		(2,980,525)	(727,565)	865,560
– (Decrease)/Increase in payables		4,851,329	305,924	4,601,873
– (Decrease)/Increase in provisions		68,744	127,991	(88,125)
Cash flows from operations		(13,879,417)	(22,005,766)	(21,140,373)

Note 20: Financial instruments

a. Interest rate risk

Other than cash at bank and borrowings associated with the finance facilities summarised below, none of the financial assets or liabilities on the statement of financial position are interest bearing.

Exposure to credit, interest rate and currency risks arises in the normal course of the consolidated entity's business. Derivative financial instruments are used to hedge exposure to fluctuations in interest rates.

The entity adopts a policy of ensuring that 100% of its exposure to changes in interest rates on senior debt borrowings is on a fixed rate basis for the period up to June 2011 (except Tranche C - June 2009). Interest rate swaps, denominated in Australian dollars, have been entered into to achieve this fixed rate exposure within the entity's policy (refer to table below).

The entity classifies interest rate swaps as cash flow hedges and states them at fair value. The fair value of swaps is recognised at \$6.3m (refer Notes 10 and 12) and consists of five sets of swaps on three tranches of debt (floating for fixed), with notional principals at 30 June 2006 as follows:

Senior Debt Tranche C	\$109,020,000 (6.939% plus 1.65% margin, termination date 31 March 2009)
Senior Debt Tranche D	\$169,560,395 (7.022% plus 1.65% margin, termination date 31 March 2011)
Rolling Stock Debt Tranche E (Hedge 1)	\$36,499,449 (6.222% plus 1.65% margin, termination date 30 June 2011)
Rolling Stock Debt Tranche E (Hedge 2)	\$7,305,996 (6.160% plus 1.65% margin, termination date 30 June 2011)
Rolling Stock Debt Tranche E (Hedge 3)	\$5,279,444 (6.025% plus 1.65% margin, termination date 30 June 2011)

Credit risk

The maximum exposure to credit risk, excluding the value of any collateral or other security, at balance date to recognised financial assets is the carrying amount of those assets, net of any provisions for doubtful debts, as disclosed in the statement of financial position and notes to the financial report.

The entity does not have any material credit risk exposure to any single debtor or group of debtors under financial instruments entered into by the entity.

b. Fair values

For all financial assets and liabilities, fair value approximates their carrying value. No financial assets and financial liabilities are readily traded on organised markets in a standardised form other than listed investments.

Forward exchange contracts are either marked to market using listed market prices or by discounting the contractual forward price and deducting the current spot rate. For interest rate swaps broker quotes are used. Those quotes are back tested using pricing models or discounted cash flow techniques.

Where discounted cash flow techniques are used, estimated future cash flows are based on management's best estimates and the discount rate is a market related rate for a similar instrument at the balance sheet date. Where other pricing models are used, inputs are based on market related data at the balance sheet date.

The aggregate fair values and carrying amounts of financial assets and financial liabilities are disclosed in the balance sheet and in the notes to the financial statements.

Asia Pacific Transport Joint Venture Consortium Combined Financial Report

Financial statements for the year ended 30 June 2007

c. Financing arrangements

Facilities for the Project have been contracted through Asia Pacific Transport Finance Pty Ltd (APTF). There is a loan agreement between Asia Pacific Transport Joint Venture (APT JV) and APTF whereby all loans from external parties are on-lent to APT JV on similar terms. The Project is funded by a combination of shareholder contributions (including loan notes), senior debt and mezzanine debt. Senior debt has three tranches for repayment on various terms and is secured by a charge over all the entity's assets under the Security Trust Deed. Interest rate swaps have been transacted by the financiers in order to manage interest rate exposures, as noted in 20(a) above. Senior debt has been hedged 100% (refer Note 16 'Key principles of Phase 2' for comment on reduction from 100% post balance date) from April 2001 for a period of ten years (except tranche C; 8 years). Thereafter hedging will be on a rolling basis. The financing arrangements were amended on 14 March 2005 with a \$46.2 million facility provided by shareholders in the form of loan notes (Senior OpCo Series 1) Subsequent Events note.

	Amount (\$ million)	Interest rate %	Profile
Facilities arranged by APT JV:			
OpCo Notes (a)	94.9	15.0%	Repayable based on financial performance as per Agreement
Senior OpCo Series 1 Notes (a)	46.2	18.0%	Repayable based on financial performance as per Agreement
WCN Notes	14.4	18.0%	Repayable based on financial performance as per Agreement
Corporation loan (subordinated)	50.0	0 to 5% depends on profitability	Repayable based on financial performance with reference to benchmarks, as per Note 11(i)
Facilities arranged by			
Senior C – Bullet	109.0	8.589(b)	Interest only to March 2009, then bullet payment at March 2009.
Senior D – Amortising	185.3	8.672(b)	Originally interest only to March 2006, then amortised up to March 2016. Principal payments deferred from December 2006 to December 2008, inclusive.
Senior E – Rolling stock	54.9	7.830(b)	Originally interest only to March 2006, then amortised up to March 2016. Principal payments deferred from December 2006 to December 2008, inclusive.
Tier 1 mezzanine	78.5	14.060(c)	Interest only to March 2012, then amortises up to March 2017, with \$52.1 million bullet payment. Interest capitalises if not paid.
Tier 2A mezzanine	16.4	12.00	Interest free to March 2006, then interest only up to March 2017, then amortises up to March 2024. Interest capitalises if not paid. Rate changes post March 2012 to BBR+ 6%.
Tier 2B mezzanine	10.1	12.060	Interest free to March 2006, then interest only up to March 2017, then amortises up to March 2024. Interest capitalises if not paid.
Working capital	2.0	8.050	Available up to March 2016

For amounts drawn down/advanced as at 30 June 2006 and 30 June 2007, refer note 12.

The accompanying notes form part of these financial statements.
APT JV Consortium Combined Financial Report

(a) OpCo notes are related party notes redeemable at the end of the Concession Period (see Note 17). Interest at a rate of 15% only accrues, and is only payable, if there is available cash (as defined in the Agreement) after servicing Senior OpCo notes. Senior OpCo Series 1 notes are interest bearing (18% coupon), also redeemable at the end of the Concession Period. Interest is payable quarterly. Senior OpCo Series 2 notes have the same terms as Senior OpCo Series 1 notes and are issued in lieu of interest on the latter in the event that available cash (as defined in the Agreement) is not sufficient to meet the quarterly interest payments due.

(b) Includes 1.65% swap margin as referred to in note 20(a).

(c) Includes 5.5% margin as per Mezzanine Agreements. A 2% penalty rate also applies in Event of Default.

Covenants

Senior debt is subject to certain covenants. Compliance with certain covenants (including debt service coverage ratio, debt service reserve and capital expenditure reserve bank account minimum balances and hedging requirements) have been waived over the duration of the standstill period as described in Note 16. Debt service coverage ratios required under the Mezzanine agreements have been in breach since January 2005, and 2% penalty interest on Tier 1 has been accrued since then. There is no other impact of the Mezzanine breaches on either of the Mezzanine debt tiers.

Note 21: Entity details

The registered office and principal place of business of the entity is:

1 Station Place, Hindmarsh, South Australia 5000

Note 22: Prior Year Changes in Accounting Policies

Fair value loans

In the 2006 financial year the entity adopted AASB 132 Financial Instruments: Presentation and Disclosure and AASB 139 Financial Instruments: Recognition and Measurement. This change in accounting policy has been adopted in accordance with the transition rules contained in AASB 1 which does not require the restatement of comparative information for financial instruments within the scope of AASB 132 and AASB 139.

Corporation Loan

In accordance with AASB 139, all loans at below-market rates are required to be measured at their fair value (i.e. the present value of future cash flows discounted at a market interest rate). Any difference between the fair value of the loan on initial recognition and the amount received should be accounted for according to its nature.

The entity has recorded its \$50m nominal (government) loan at its present value of \$973,049 discounted from 2054 at a rate of 8.6%, the weighted average cost of senior debt. The difference between the \$973,049 present value and the \$50m face value has been accounted for as a deferred government grant under AASB 120 Accounting for Government Grants and Disclosure of Government assistance (refer Notes 11 and 12).

OpCo Notes

The OpCo Notes were issued pursuant to the Equity Subscription Deed to equity holders of the consortium in May 2003, with further issuances in December 2003, April 2004, July 2004 and 2005. The notes have a stated interest rate of 15%, however interest only accrues, and is only payable, in the event of 'free cash' (as defined in the Equity Subscription Deed). In accordance with AASB 132 and AASB 139, the OpCo Notes are a financial liability and interest must be charged to the income statement (at a rate of 15%). The Consortium has not generated 'free cash' at any period through 30 June 2006.

The accompanying notes form part of these financial statements.

APT JV Consortium Combined Financial Report

Accordingly, as the OpCo Note interest is not payable by the entity, the offsetting entry for the interest charge is recognised as a contribution to equity. As a result of this change in accounting policy, the entity recorded a charge to Retained Earnings/Accumulated Deficit and increase in Other Contributed Equity of \$21.7m at 1 July 2005. For the year ended 30 June 2006, an interest charge of \$14.2m was recorded (as shown in Note 3) with a corresponding increase in Other Contributed Equity (refer Note 13).

Note 23: Significant Accounting Policy Differences between AIFRS and U.S. GAAP

In Australia, financial statements are required to be prepared in accordance with Australian Accounting Standards, adopted by the Australian Accounting Standards Board ("AASB") ("Australian GAAP").

With effect for periods ending after 1 January 2005 International Financial Reporting Standards ("IFRS") form the basis of Australian Accounting Standards ("AASBs") adopted by the AASB and for the purpose of this report are called Australian equivalents to IFRS ("AIFRS") to distinguish from previous Australian GAAP. During the transition to AIFRS, the consolidated entity elected not to restate the 2005 comparatives for AASB 139: *Financial instruments: Recognition and Measurement* and AASB 132: *Financial Instruments: Presentation*. This is explained in note 22. The financial statements of the Consortium for the years ended 30 June 2007, 2006, and 2005 comply with IFRSs and interpretations adopted by the International Accounting Standards Board.

AIFRS differs in certain material respects from US GAAP. A description of material differences between AIFRS and US GAAP applicable to the Consortium as of, and for the years ended 30 June 2007 and 2006 and 2005 is set out below:

(A) Debt Issuance Costs

Under AIFRS, debt issuance costs are included in the initial recognition of the debt liability, and are subsequently amortised to interest expense under the effective interest method. Under US GAAP, debt issuance costs are capitalized as a deferred cost, with subsequent amortization included in interest expense under the effective interest method. Accordingly, a difference between AIFRS and US GAAP arises in the balance sheet presentation. There is no income statement difference between AIFRS and US GAAP as interest expense amortization is determined in the same manner.

(B) Impairment of long-lived assets

Under AIFRS, the entity determines the recoverable amount of long-lived assets based upon the higher of its fair value less costs to sell and its value in use, the latter is generally determined on a discounted cash flow basis when assessing impairment. The discount rate is a pre-tax risk-adjusted market rate, which is applied both to assess recoverability and to calculate the amount of any impairment charge. Under US GAAP, long-lived assets are first tested for recoverability for impairment using undiscounted cash flows. Only if the long-lived asset's carrying amount exceeds the sum of undiscounted future cash flows is the asset considered impaired and written down to its fair value. Accordingly, a difference between AIFRS and US GAAP may arise where the recoverability test under US GAAP does not result in an impairment although an impairment charge is recorded for AIFRS. The difference may result in lower impairment charges against income and higher asset carrying amounts for US GAAP; the difference in asset carrying amounts is subsequently reduced through higher depreciation charges against income.

Under AIFRS, impairment losses, except for goodwill, may be reversed in subsequent periods if the recoverable amount increases. Under US GAAP, impairment reversals are not allowed, as the impairment loss results in a new cost basis for the asset. Any credit to income resulting from reversal in impairment charges under AIFRS is derecognized under US GAAP. As stated in Note 3, the Consortium recognised an impairment charge in 2006. As a result of the US GAAP requirement for a recoverability test based on undiscounted cash flows, no US GAAP impairment charge would have been incurred in 2006.

(C) Capitalized interest

Under AIFRS, an entity may choose to capitalize or expense interest costs that are directly attributable to the acquisition, construction or production of a qualifying asset under AIFRS. Capitalization of interest costs (including the amortisation of discounts, premiums and issue costs on debt, if applicable) related to qualifying assets is required under US GAAP.

Where an entity chooses to capitalize interest costs under AIFRS, any interest earned on temporary investment of funds borrowed to finance the asset's construction is netted against interest cost in determining the capitalized interest. US GAAP generally does not allow interest income to be netted in determining the amount of interest cost to be capitalized.

The entity has elected to capitalize interest costs (including amortisation of debt issuance costs) incurred during the construction period and has netted interest income against interest expense in arriving at the capitalized value.

(D) Derivatives

The Consortium uses derivative financial instruments to hedge its exposure to movements in interest rates.

As explained above, the Consortium elected not to early adopt AASB 132 and AASB 139 for the 2005 comparative financial statements. Accordingly, in the 2005 comparative period, under previous Australian GAAP, derivatives outstanding at the balance sheet date were not recognised. Gains and losses on interest rate swaps were recognised as part of interest expense when settled (quarterly).

On 1 July 2005 the Consortium adopted AASB 139. This resulted in the consolidated entity recognising all derivative financial instruments as assets or liabilities at fair value. In addition, if the instrument is designated as a hedge of the variability in cash flows of a highly probable forecasted transaction, the effective part of any gain or loss on the derivative financial instrument is recognised directly in equity (hedge reserve) provided certain documentation and other criteria are met as required by the detailed AIFRS transition rules. Such rules required hedge documentation to be in place by 1 July 2005 for all previous hedge relationships and in place at inception of the hedge relationship for all subsequent hedges.

Under US GAAP all derivative financial instruments are recognised as assets or liabilities at fair value. The accounting for changes in the fair value of a derivative (that is gains and losses) depends on the intended use of the derivative and the resulting designation. The Consortium did not formally designate hedging relationships under US GAAP. Accordingly, in the 2005 comparative period, derivative financial instruments would have been measured at fair value under US GAAP with no derivatives qualifying for hedge accounting.

Certain instruments the Consortium designated as hedges under AIFRS would not have qualified for hedge accounting under US GAAP and, accordingly changes in fair value would have been recognised in the income statement rather than in equity (hedge reserve). The impact is to reduce net income. There is no impact on net equity.

(E) Start up costs

Under AIFRS the Consortium capitalizes as part of property, plant and equipment, costs associated with start-up activities relating to the Project which were incurred prior to commissioning date. These capitalized costs are depreciated in subsequent years. Under US GAAP, costs of start-up activities are expensed as incurred.

(F) Income tax

Under AIFRS the Consortium has not recognised deferred tax assets in relation to deductible temporary differences or potentially available income tax credits or capital loss carry forwards.

Under AIFRS deferred tax is calculated using the balance sheet liability method, providing for temporary differences between the carrying amounts of assets and liabilities for financial reporting purposes and their respective tax basis. A deferred tax asset is recognized only to the extent that it is probable that future taxable profits will be available against which the asset can be utilised.

Under U.S. GAAP, deferred tax assets and liabilities are recognised for the future tax consequences attributable to differences between the financial statement carrying amounts of existing assets and liabilities and their respective tax bases and operating loss and tax credit carry forwards. Deferred tax assets are reduced by a valuation allowance if, in the opinion of management, it is more likely than not that some portion, or all of the deferred tax asset, will not be realised.

The Consortium has reported a cumulative net tax loss in recent years. Based on this significant negative evidence, under US GAAP the consolidated entity would recognise a full valuation allowance against its deferred tax assets. This will however have no impact on net deferred tax assets, income or net equity reported in the financial statements.

(H) Non-interest bearing loan

The AustralAsia Railway Corporation provided the Consortium with a Corporate loan (subordinated) of \$50 million in 2001 (refer note 22). Repayment of this loan is to occur at the end of the Concession period in 2054. Interest only accrues, and is only payable, if certain EBITDA targets are met. As described in Note 11, the likelihood of achieving these targets is remote, and therefore the loan is considered non-interest bearing.

As at 1 July 2005 the non-interest bearing loan from the AustralAsia Railway Corporation was recognised initially at fair value and subsequently stated at amortised cost with any difference between the amortised cost and repayment value being recognised in the income statement over the period of the borrowings on an effective interest rate basis.

Under US GAAP the entity recognises the financial liability at its original face value (\$50 million) and does not unwind the discount expense over the period of the borrowings.

(I) Recent Changes to US GAAP

In June 2006, FASB Interpretation No. 48 'Accounting for Uncertainty in Income Taxes – an interpretation of FASB Statement No. 109' (FIN 48) was issued. FIN 48 states that the evaluation of a tax position in accordance with this Interpretation is a two-step process. The first step is recognition: The enterprise determines whether it is more likely than not that a tax position will be sustained upon examination, including resolution of any related appeals or litigation processes, based on the technical merits of the position. In evaluating whether a tax position has met the more-likely-than-not recognition threshold, the enterprise should presume that the position will be examined by the appropriate taxing authority that would have full knowledge of all relevant information. The second step is measurement: A tax position that meets the more-likely-than-not recognition threshold is measured to determine the amount of benefit to recognize in the financial statements. The tax position is measured at the largest amount of benefit that is greater than 50 percent likely of being realized upon ultimate settlement. The Interpretation also provides guidance on derecognition, classification, interest and penalties, accounting in interim periods, disclosure, and transition. FIN 48 is effective for periods ending after December 15 2006. The provisions of FIN 48 are to be applied to all tax positions upon initial adoption, with the cumulative effect adjustment reported as an adjustment to the opening balance of retained earnings. The adoption of FIN 48 has not resulted in any material impact on the Consortium as it relates to its financial position and results of operations.

In September 2006, the FASB issued Statement of Financial Accounting Standards ("SFAS") No. 157, "Fair Value Measurements" ("SFAS 157"). This statement defines fair value, establishes a framework for using fair value to measure assets and liabilities, and expands disclosures about fair value measurements. The statement applies whenever other statements require or permit assets or liabilities to be measured at fair value. SFAS 157 is effective for fiscal years beginning after November 15, 2007. In February 2008, the FASB issued FASB Staff Position No. 157-2 that provides for a one-year deferral for the implementation of SFAS 157 for non-financial assets and liabilities. SFAS 157 does not require any new fair value measurements, but rather, it provides enhanced guidance to other pronouncements that require or permit assets or liabilities to be measured at fair value. Accordingly, the adoption of this Statement is not expected to have a material impact on the Consortium's financial position, results of operations and cash flows.

In February 2007, the FASB issued SFAS No. 159, "The Fair Value Option for Financial Assets and Financial Liabilities-Including an amendment of FASB Statement No. 115," ("SFAS 159"). SFAS 159 provides companies with an option to measure certain financial instruments and other items at fair value with changes in fair value reported in earnings. SFAS 159 is effective for fiscal years beginning after November 15, 2007. Most of the provisions of SFAS 159 apply only to entities that elect the fair value option. However, the amendment to FASB Statement No. 115, "Accounting for Certain Investments in Debt and Equity Securities", applies to all entities with available-for-sale and trading securities. Currently, the adoption of this Statement is not expected to have a material impact on the Consortium's financial position, results of operations and cash flows.

In December 2007, the FASB issued SFAS No. 141(R), "Business Combinations," ("SFAS 141(R)"), which replaces FASB Statement No. 141. SFAS 141(R), establishes principles and requirements for how an acquirer recognizes and measures in its financial statements the identifiable assets acquired, the liabilities assumed, any non-controlling interest in the acquiree and the goodwill acquired. This Statement also established disclosure requirements which will enable users to evaluate the nature and financial effects of the business combination. SFAS 141(R) is effective for fiscal years beginning after December 15, 2008, early adoption is prohibited. Currently this statement is not expected to have a significant impact on the Consortium's financial position, results of operations and cash flows. A significant impact may however be realized on any future acquisitions by the Consortium. The amounts of such impact cannot be currently determined and will depend on the nature and terms of such future acquisitions, if any.

In December 2007, the FASB issued SFAS No. 160, "Noncontrolling Interests in Consolidated Financial Statement-amendments of ARB No. 51," ("SFAS 160"). SFAS 160 states that accounting and reporting for minority interests will be recharacterized as noncontrolling interests and classified as a component of equity. The Statement also establishes reporting requirements that provide sufficient disclosures that clearly identify and distinguish between the interests of the parent and the interests of the noncontrolling owners. SFAS 160 is effective for fiscal years beginning after December 15, 2008, early adoption is prohibited. We are currently evaluating the impact the adoption of SFAS 160 will have on the Consortium's financial position, results of operations and cash flows.

SIGNATURES

Pursuant to the requirements of Section 13 or 15(d) of the Securities Exchange Act of 1934, the registrant has duly caused this report to be signed on its behalf by the undersigned, thereto duly authorized.

Dated: February 25, 2009

KBR, INC.

By: /s/ WILLIAM P. UTT

William P. Utt

President and Chief Executive Officer

Dated: February 25, 2009

Pursuant to the requirements of the Securities Exchange Act of 1934, this report has been signed by the following persons on behalf of the registrant and in the capacities and on the dates indicated:

Signature	Title
<u>/s/ WILLIAM P. UTT</u> William P. Utt	President, Chief Executive Officer and Director (Principal Executive Officer)
<u>/s/ T. KEVIN DENICOLA</u> T. Kevin DeNicola	Senior Vice President and Chief Financial Officer (Principal Financial Officer)
<u>/s/ JOHN W. GANN, JR.</u> John W. Gann, Jr.	Vice President and Chief Accounting Officer (Principal Accounting Officer)
<u>/s/ W. FRANK BLOUNT</u> W. Frank Blount	Director
<u>/s/ LOREN K. CARROL</u> Loren K. Carroll	Director
<u>/s/ JEFFREY E. CURTISS</u> Jeffrey E. Curtiss	Director
<u>/s/ JOHN R. HUFF</u> John R. Huff	Director
<u>/s/ LESTER L. LYLES</u> Lester L. Lyles	Director
<u>/s/ RICHARD J. SLATER</u> Richard J. Slater	Director

EXHIBIT INDEX

Exhibit Number	Description
2.1	Agreement and Plan of Merger dated as of May 6, 2008, by and among KBR, Inc., BE&K, Inc., and Whitehawk Sub, Inc., (incorporated by reference to Exhibit 2.1 to KBR's Current Report on Form 8-K; File No. 001-33416)
3.1	KBR Amended and Restated Certificate of Incorporation (incorporated by reference to Exhibit 3.1 to KBR's registration statement on Form S-1; Registration No. 333-133302)
3.2	Amended and Restated Bylaws of KBR, Inc. (incorporated by reference to Exhibit 3.1 to KBR's Form 10-Q for the period ended June 30, 2007; File No. 1-33146)
4.1	Form of specimen KBR common stock certificate (incorporated by reference to Exhibit 4.1 to KBR's registration statement on Form S-1; Registration No. 333-133302)
10.1	Master Separation Agreement between Halliburton Company and KBR, Inc. dated as of November 20, 2006 (incorporated by reference to Exhibit 10.1 to KBR's current report on Form 8-K dated November 20, 2006; File No. 001-33146)
10.2	Tax Sharing Agreement, dated as of January 1, 2006, by and between Halliburton Company, KBR Holdings, LLC and KBR, Inc., as amended effective February 26, 2007 (incorporated by reference to Exhibit 10.2 to KBR's Annual Report on Form 10-K for the year ended December 31, 2006; File No. 001-33146)
10.3	Amended and Restated Registration Rights Agreement, dated as of February 26, 2007, between Halliburton Company and KBR, Inc. (incorporated by reference to Exhibit 10.3 to KBR's Annual Report on Form 10-K for the year ended December 31, 2006; File No. 001-33146)
10.4	Transition Services Agreement dated as of November 20, 2006, by and between Halliburton Energy Services, Inc. and KBR, Inc. (KBR as service provider) (incorporated by reference to Exhibit 10.4 to KBR's current report on Form 8-K dated November 20, 2006; File No. 001-33146)
10.5	Transition Services Agreement dated as of November 20, 2006, by and between Halliburton Energy Services, Inc. and KBR, Inc. (Halliburton as service provider) (incorporated by reference to Exhibit 10.5 to KBR's current report on Form 8-K dated November 20, 2006; File No. 001-33146)
10.6	Employee Matters Agreement dated as of November 20, 2006, by and between Halliburton Company and KBR, Inc. (incorporated by reference to Exhibit 10.6 to KBR's current report on Form 8-K dated November 20, 2006; File No. 001-33146)
10.7	Intellectual Property Matters Agreement dated as of November 20, 2006, by and between Halliburton Company and KBR, Inc. (incorporated by reference to Exhibit 10.7 to KBR's current report on Form 8-K dated November 20, 2006; File No. 001-33146)
10.8	Five Year Revolving Credit Agreement, dated as of December 16, 2005, among KBR Holdings, LLC, a Delaware limited liability company, as Borrower, the Banks and the Issuing Banks party thereto, Citibank, N.A. ("Citibank"), as Paying Agent, and Citibank and HSBC Bank USA, National Association, as Co-Administrative Agents (Incorporated by reference to Exhibit 10.30 to Halliburton Company's Annual Report on Form 10-K for the year ended December 31, 2005; File No. 001-03492)
10.9	Amendment No. 1 to the Five Year Revolving Credit Agreement, dated as of April 13, 2006, among KBR Holdings, LLC, a Delaware limited liability company, as Borrower, the Banks and Institutional Banks parties to the Five Year Revolving Credit Agreement, and Citibank, N.A., as paying agent (incorporated by reference to Exhibit 10.9 to KBR's registration statement on Form S-1; Registration No. 333-133302)

- 10.10 Amendment No. 2 to the Five Year Revolving Credit Agreement, dated as of October 31, 2006, among KBR Holdings, LLC, a Delaware limited liability company, as Borrower, the Banks and Institutional Banks parties to the Five Year Revolving Credit Agreement, and Citibank, N.A., as paying agent (incorporated by reference to Exhibit 10.24 to KBR's registration statement on Form S-1; Registration No. 333-133302)

- 10.11 Amendment No. 3 to the Five Year Revolving Credit Agreement, dated as of January 11, 2008, among KBR Holdings, LLC, a Delaware limited liability company, as Borrower, the Banks and Institutional Banks parties to the Five Year Revolving Credit Agreement, and Citibank, N.A., as paying agent (incorporated by reference to Exhibit 10.1 to KBR's current report on Form 8-K dated January 17, 2008; File No. 1-33146)

- 10.12+ Employment Agreement, dated as of April 3, 2006, between William P. Utt and KBR Technical Services, Inc. (incorporated by reference to Exhibit 10.15 to KBR's registration statement on Form S-1; Registration No. 333-133302)

- 10.13+ Employment Agreement, dated as of November 7, 2005, between Cedric W. Burgher and KBR Technical Services, Inc. (incorporated by reference to Exhibit 10.16 to KBR's registration statement on Form S-1; Registration No. 333-133302)

- 10.14+ Employment Agreement, dated as of August 1, 2004, between Bruce A. Stanski and KBR Technical Services, Inc. (incorporated by reference to Exhibit 10.17 to KBR's registration statement on Form S-1; Registration No. 333-133302)

- 10.15 Form of Indemnification Agreement between KBR, Inc. and its directors (incorporated by reference to Exhibit 10.18 to KBR's registration statement on Form S-1; Registration No. 333-133302)

- 10.16+ KBR, Inc. 2006 Stock and Incentive Plan (as amended June 27, 2007) (incorporated by reference to Exhibit 10.1 to KBR's Form 10-Q for the quarter ended June 30, 2007; File No. 1-33146)

- 10.17+ KBR, Inc. Senior Executive Performance Pay Plan (incorporated by reference to Exhibit 10.21 to KBR's Form 10-K for the fiscal year ended December 31, 2006; File No. 1-33146)

- 10.18+ KBR, Inc. Management Performance Pay Plan (incorporated by reference to Exhibit 10.22 to KBR's Form 10-K for the fiscal year ended December 31, 2006; File No. 1-33146)

- 10.19+ KBR, Inc. Transitional Stock Adjustment Plan (incorporated by reference to Exhibit 10.23 to KBR's Form 10-K for the fiscal year ended December 31, 2006; File No. 1-33146)

- 10.20+ KBR Dresser Deferred Compensation Plan (incorporated by reference to Exhibit 4.5 to KBR's Registration Statement on Form S-8 filed on April 13, 2007)

- 10.21+ KBR Supplemental Executive Retirement Plan (incorporated by reference to Exhibit 10.3 to KBR's current report on Form 8-K dated April 9, 2007; File No. 1-33146).

- 10.22+ KBR Benefit Restoration Plan (incorporated by reference to Exhibit 10.4 to KBR's current report on Form 8-K dated April 9, 2007; File No. 1-33146).

- 10.23+ KBR Elective Deferral Plan (incorporated by reference to Exhibit 10.5 to KBR's current report on Form 8-K dated April 9, 2007; File No. 1-33146).

- 10.24+ Restricted Stock Unit Agreement pursuant to KBR, Inc. 2006 Stock and Incentive Plan (incorporated by reference to Exhibit 10.2 to KBR's Form 10-Q for the quarter ended June 30, 2007; File No. 1-33146)

- 10.25+ Stock Option Agreement pursuant to KBR, Inc. 2006 Stock and Incentive Plan (incorporated by reference to Exhibit 10.3 to KBR's Form 10-Q for the quarter ended June 30, 2007; File No. 1-33146)

- 10.26+ KBR Restricted Stock Agreement pursuant to KBR, Inc. 2006 Stock and Incentive Plan (incorporated by reference

to Exhibit 10.4 to KBR's Form 10-Q for the quarter ended June 30, 2007; File No. 1-33146)

- 10.27+ KBR, Inc. Transitional Stock Adjustment Plan Stock Option Award (incorporated by reference to Exhibit 10.5 to KBR's Form 10-Q for the quarter ended June 30, 2007; File No. 1-33146)
- 10.28+ KBR, Inc. Transitional Stock Adjustment Plan Restricted Stock Award (incorporated by reference to Exhibit 10.6 to KBR's Form 10-Q for the quarter ended June 30, 2007; File No. 1-33146)
- 10.29+ Form of Restricted Stock Agreement between KBR, Inc. and William P. Utt pursuant to KBR, Inc. 2006 Stock and Incentive Plan (incorporated by reference to Exhibit 10.1 to KBR's Form 10-Q for the quarter ended September 30, 2007; File No. 1-33146)
- 10.30+ Form of KBR Performance Award Agreement pursuant to KBR, Inc. 2006 Stock and Incentive Plan (incorporated by reference to Exhibit 10.5 to KBR's Form 10-Q for the quarter ended September 30, 2007; File No. 1-33146)
- 10.31+ KBR, Inc., 2009 Employee Stock Purchase Plan (incorporated by reference to Exhibit 10.1 to KBR's Form 10-Q for the quarter ended June 30, 2008; File No. 1-33146)
- 10.32 Amendment No. 4 to the Five Year Revolving Credit Agreement, dated as of May 7, 2008, among KBR Holdings, LLC, a Delaware limited liability company, as Borrower, the Banks and Institutional Banks parties to the Five Year Revolving Credit Agreement, and Citibank, N.A., as paying agent. (incorporated by reference to Exhibit 10.2 to KBR's Form 10-Q for the quarter ended June 30, 2008; File No. 1-33146)
- 10.33 Form of Severance and Change in Control Agreement (incorporated by reference to Exhibit 10.1 to KBR's Form 10-Q for the quarter ended September 30, 2008; File No. 1-33146)
- 10.34+ Severance and change in control agreement with William P. Utt, President and Chief Executive Officer of KBR. (incorporated by reference to Exhibit 10.7 to KBR's current report on Form 8-K dated January 7, 2009; File No. 1-33146)
- 21.1 List of subsidiaries
- 23.1 Consent of KPMG LLP - Houston, Texas
- 23.2 Consent of KPMG - Adelaide, South Australia
- 31.1 Certification by Chief Executive Officer Pursuant to Rule 13a-14(a)/15d-14(a).
- 31.2 Certification by Chief Financial Officer Pursuant to Rule 13a-14(a)/15d-14(a).
- 32.1 Certification Furnished Pursuant to 18 U.S.C. Section 1350 as Adopted Pursuant to Section 906 of the Sarbanes-Oxley Act of 2002.
- 32.2 Certification Furnished Pursuant to 18 U.S.C. Section 1350 as Adopted Pursuant to Section 906 of the Sarbanes-Oxley Act of 2002.

+ Management contracts or compensatory plans or arrangements

LIST OF SUBSIDIARIES

Exhibit 21.1

KBR, INC.

Subsidiaries of Registrant as of December 31, 2008

NAME OF COMPANY	STATE OR COUNTRY OF INCORPORATION
BITC (US) LLC	Delaware
HBR NL Holdings, LLC	Delaware
KBR Group Holdings, LLC	Delaware
KBR Holdings, LLC	Delaware
Kellogg Brown & Root Holding B.V.	The Netherlands
Kellogg Brown & Root Holdings Limited	United Kingdom, England & Wales
Kellogg Brown & Root Holdings (U.K.) Limited	United Kingdom, England & Wales
Kellogg Brown & Root Limited	United Kingdom, England & Wales
Kellogg Brown & Root LLC	Delaware
Kellogg Brown & Root Netherlands B.V.	The Netherlands
Kellogg Brown & Root Services, Inc.	Delaware

Consent of Independent Registered Public Accounting Firm

The Board of Directors and Shareholders of KBR, Inc.:

We consent to the incorporation by reference in the registration statements on Form S-8 (Registration Nos. 333-155551, 333-138850 and 333-142101) of KBR, Inc., of our reports dated February 25, 2009, with respect to the consolidated balance sheets of KBR, Inc. and subsidiaries as of December 31, 2008 and 2007 and the related consolidated statements of income, shareholders' equity and comprehensive income, and cash flows, for each of the years in the three-year period ended December 31, 2008, and the related consolidated financial statement schedule (Schedule II), which reports appear in the December 31, 2008, Annual Report on Form 10-K of KBR, Inc.

/s/ KPMG LLP

Houston, Texas
February 25, 2009

Consent of Independent Auditors

We consent to the incorporation by reference in the registration statements on Form S-8 (Registration Nos. 333-138850, 333-142101 and 333-155551) of KBR, Inc., of our report dated 26 February 2007, with respect to the combined balance sheet of Asia Pacific Transport Joint Venture Consortium (“the Consortium”) as of 30 June 2006, and the related combined income statement and statements of changes in equity and cash flows for the year then ended, which report appears in the December 31, 2008, annual report on Form 10-K of KBR, Inc. Our report refers to a change in method of accounting for financial instruments as of 1 July 2005 and contains an explanatory paragraph that states that the Consortium has suffered recurring losses from operations and has a net accumulated deficit that raise substantial doubt about its ability to continue as a going concern. The combined financial statements do not include any adjustments that might result from the outcome of this uncertainty.

/s/ KPMG

Adelaide, South Australia
23 February 2009

**CERTIFICATION OF CHIEF EXECUTIVE OFFICER PURSUANT TO SECTION 302 OF THE
SARBANES-OXLEY ACT OF 2002**

I, William P. Utt, certify that:

1. I have reviewed this annual report on Form 10-K of KBR, Inc.;
2. Based on my knowledge, this report does not contain any untrue statement of a material fact or omit to state a material fact necessary to make the statements made, in light of the circumstances under which such statements were made, not misleading with respect to the period covered by this report;
3. Based on my knowledge, the financial statements, and other financial information included in this report, fairly present in all material respects the financial condition, results of operations and cash flows of the registrant as of, and for, the periods presented in this report;
4. The registrant's other certifying officer(s) and I are responsible for establishing and maintaining disclosure controls and procedures (as defined in Exchange Act Rules 13a-15(e) and 15d-15(e)) and internal control over financial reporting for the registrant and have:
 - (a) Designed such disclosure controls and procedures, or caused such disclosure controls and procedures to be designed under our supervision, to ensure that material information relating to the registrant, including its consolidated subsidiaries, is made known to us by others within those entities, particularly during the period in which this report is being prepared;
 - (b) Designed such internal control over financial reporting, or caused such internal control over financial reporting to be designed under our supervision, to provide reasonable assurance regarding the reliability of financial reporting and the preparation of financial statements for external purposes in accordance with generally accepted accounting principles;
 - (c) Evaluated the effectiveness of the registrant's disclosure controls and procedures and presented in this report our conclusions about the effectiveness of the disclosure controls and procedures, as of the end of the period covered by this report based on such evaluation; and
 - (d) Disclosed in this report any change in the registrant's internal control over financial reporting that occurred during the registrant's most recent fiscal quarter (the registrant's fourth fiscal quarter in the case of an annual report) that has materially affected, or is reasonably likely to materially affect, the registrant's internal control over financial reporting; and
5. The registrant's other certifying officer(s) and I have disclosed, based on our most recent evaluation of internal control over financial reporting, to the registrant's auditors and the audit committee of the registrant's board of directors (or persons performing the equivalent functions):
 - (a) All significant deficiencies and material weaknesses in the design or operation of internal control over financial reporting which are reasonably likely to adversely affect the registrant's ability to record, process, summarize and report financial information; and
 - (b) Any fraud, whether or not material, that involves management or other employees who have a significant role in the registrant's internal control over financial reporting.

Date: February 25, 2009

/s/ WILLIAM P. UTT

William P. Utt
Chief Executive Officer

**CERTIFICATION OF CHIEF FINANCIAL OFFICER PURSUANT TO SECTION 302 OF THE
SARBANES-OXLEY ACT OF 2002**

I, T. Kevin DeNicola, certify that:

1. I have reviewed this annual report on Form 10-K of KBR, Inc.;
2. Based on my knowledge, this report does not contain any untrue statement of a material fact or omit to state a material fact necessary to make the statements made, in light of the circumstances under which such statements were made, not misleading with respect to the period covered by this report;
3. Based on my knowledge, the financial statements, and other financial information included in this report, fairly present in all material respects the financial condition, results of operations and cash flows of the registrant as of, and for, the periods presented in this report;
4. The registrant's other certifying officer(s) and I are responsible for establishing and maintaining disclosure controls and procedures (as defined in Exchange Act Rules 13a-15(e) and 15d-15(e)) and internal control over financial reporting for the registrant and have:
 - (a) Designed such disclosure controls and procedures, or caused such disclosure controls and procedures to be designed under our supervision, to ensure that material information relating to the registrant, including its consolidated subsidiaries, is made known to us by others within those entities, particularly during the period in which this report is being prepared;
 - (b) Designed such internal control over financial reporting, or caused such internal control over financial reporting to be designed under our supervision, to provide reasonable assurance regarding the reliability of financial reporting and the preparation of financial statements for external purposes in accordance with generally accepted accounting principles;
 - (c) Evaluated the effectiveness of the registrant's disclosure controls and procedures and presented in this report our conclusions about the effectiveness of the disclosure controls and procedures, as of the end of the period covered by this report based on such evaluation; and
 - (d) Disclosed in this report any change in the registrant's internal control over financial reporting that occurred during the registrant's most recent fiscal quarter (the registrant's fourth fiscal quarter in the case of an annual report) that has materially affected, or is reasonably likely to materially affect, the registrant's internal control over financial reporting; and
5. The registrant's other certifying officer(s) and I have disclosed, based on our most recent evaluation of internal control over financial reporting, to the registrant's auditors and the audit committee of the registrant's board of directors (or persons performing the equivalent functions):
 - (a) All significant deficiencies and material weaknesses in the design or operation of internal control over financial reporting which are reasonably likely to adversely affect the registrant's ability to record, process, summarize and report financial information; and
 - (b) Any fraud, whether or not material, that involves management or other employees who have a significant role in the registrant's internal control over financial reporting.

Date: February 25, 2009

/s/ T. KEVIN DENICOLA

T. Kevin DeNicola
Chief Financial Officer

**WRITTEN STATEMENT OF CHIEF EXECUTIVE OFFICER
PURSUANT TO SECTION 906 OF THE
SARBANES-OXLEY ACT OF 2002**

The undersigned, the Chief Executive Officer of KBR, Inc. ("the Company"), hereby certifies that to his knowledge, on the date hereof:

(a) the Form 10-K of the Company for the period ended December 31, 2008, filed on the date hereof with the Securities and Exchange Commission (the "Report") fully complies with the requirements of Section 13(a) or 15(d) of the Securities Exchange Act of 1934; and

(b) the information contained in the Report fairly presents, in all material respects, the financial condition and results of operations of the Company.

/s/ WILLIAM P. UTT

William P. Utt
Chief Executive Officer

Date: February 25, 2009

**WRITTEN STATEMENT OF CHIEF FINANCIAL OFFICER
PURSUANT TO SECTION 906 OF THE
SARBANES-OXLEY ACT OF 2002**

The undersigned, the Chief Financial Officer of KBR, Inc. ("the Company"), hereby certifies that to his knowledge, on the date hereof:

(a) the Form 10-K of the Company for the period ended December 31, 2008, filed on the date hereof with the Securities and Exchange Commission (the "Report") fully complies with the requirements of Section 13(a) or 15(d) of the Securities Exchange Act of 1934; and

(b) the information contained in the Report fairly presents, in all material respects, the financial condition and results of operations of the Company.

/s/ T. KEVIN DENICOLA

T. Kevin DeNicola
Chief Financial Officer

Date: February 25, 2009

This Page Intentionally Left Blank

This Page Intentionally Left Blank

This Page Left Intentionally Left Blank

Board of Directors (from left to right)

Jeffrey E. Curtiss – Audit Committee (Chair); Health, Safety and Environment Committee

Loren K. Carroll – Audit Committee; Compensation Committee (Chair)

Lester L. Lyles – Audit Committee; Health, Safety and Environment Committee

Richard J. Slater – Health, Safety and Environment Committee (Chair); Nominating and Corporate Governance Committee

John R. Huff – Compensation Committee; Nominating and Corporate Governance Committee

W. Frank Blount – Nominating and Corporate Governance Committee (Chair); Compensation Committee

William P. Utt – Chairman



Shareholder Information

Shares Listed

New York Stock Exchange
Symbol: KBR

Transfer Agent and Registrar

Mellon Investor Services LLC
480 Washington Boulevard
Jersey City, New Jersey 07310-1900
1-888-328-5390
www.melloninvestor.com

To Contact Investor Relations

Shareholders may call the Company at 1-886-380-7721 or 713-753-5082 or contact us via email at investors@kbr.com.

The CEO and CFO certifications required by Section 302 of the Sarbanes-Oxley Act of 2002 have been filed as exhibits to KBR's Form 10-K. Our Annual CEO Certification for fiscal year 2008 was submitted to the NYSE timely and without qualification.

Corporate Officers



William P. Utt
Chairman of the Board, President, and Chief Executive Officer



Klaudia J. Brace
Senior Vice President, Administration



Kevin DeNicola
Senior Vice President and Chief Financial Officer



Andrew D. Farley
Senior Vice President and General Counsel



601 Jefferson Street | Houston, Texas 77002 | 713-753-2000 | www.kbr.com