



**PETROGRESS**  
CORPORATION

2017

**ANNUAL  
REPORT**

PETROGRESS, INC  
& AFFILIATES

| ADVANCING OIL TRADE |



# Financial and business highlights

Group  
revenue

\$12.5MM

2017 \$12,500,000

2016 \$14,500,000

Combined volume of  
commodities traded

367K BBLS

2017 367,000 bbls

2016 442,000 bbls

Gross Profit  
\$1,2MM

2017 \$1,200,000

2016 \$1,800,000

Total assets  
\$13,8MM

2017 \$13,800,000

2016 \$12,200,000

Shareholders equity  
\$12MM

2017 \$12,000,000

2016 \$10,800,000

EBITDA  
\$6,7MM

2017 \$1,200,000

2016 \$1,800,000

- .....
1. Petrogress' financial year runs from January 1<sup>st</sup> to December 31<sup>st</sup> 2017
  2. EBITDA (earnings before interest, tax, administration expenses, depreciation and amortization) is the operating gross profit of the subsidiaries Petrogress Co. Limited and Petronav Carriers Ilc.
  3. Employees –offices staff and vessels crew- were 87 people.



# ENERGY

## is OUR mission



### MISSION STATEMENT

Petrogress Corporation seeks to remain an integrate company in oil industry by utilizing its solid operational, technical and financial infrastructure.

Petrogress will continue to provide customer service, enforce rigorous operational standards, and reward its shareholders.



# ADVANCING TRADE

Global trade brings the world closer!

It grows the wealth of Nations, forges common interests and builds mutual trust.

Petrogress makes trade happen. And we make it our mission to do that responsibly. We deploy infrastructure, skill and our network to move physical oil commodities from the places they are originated to where they are needed.

We have been connecting our customers for the last 5 years and we increase prosperity by advancing trade.


Find out more about our role in Advancing Trade:  
[www.petrogressinc.com](http://www.petrogressinc.com)

## Contents

---

### Overview

- Petrogress at a glance
- Affiliates
- Presence & key subsidiaries
- Projects



PETROGRESS, INC

Investors  
Presentation

# Petrogress at a glance

## WE ARE PETROGRESS, AN EMERGING OIL ENERGY AND MARITIME TRANSPORTATION COMPANY

Physical trading and logistics in oil commodities is the core of our business. Petrogress has strengthened our trading operations through strategic investments to develop assets that are managed independently as standalone sectors, transacting our business within the group and with third parties.

We have created a solid and varied revenue stream, giving it a significant advantage over similar companies working in the oil and shipping arena.

The company has maintained as increased profitability even amid a downed revenue period.

## FINANCIALS AND BUSINESS HIGHLIGHTS 2017

.....

### Group revenues

**\$12,5**  
million

### Total assets

**\$12,1**  
million

### Gross profit

**\$3,5**  
million

### Gross profit margin

**\$38.7**  
%

## PETROGRESS WAY OF BUSINESS EXPLAINS WHO WE ARE AND WHAT WE DO



### Crude Oil & Petroleum

(volume traded in barrels)

We procure our products –LPFO – Crude Oil – AGO – RFO, from our related sources (such as refineries, Crude suppliers and traders), sell and resale either as raw commodity to our customers or refine to the benefit of end-users.

Our business model relies on being able to deliver oil and petroleum products consistently, safely and responsibly.

**2017** 367,000 bbls

**2016** 442,000 bbls

**2015** 639,000 bbls



### Shipping & Chartering<sup>1</sup>

(voyages performed)

Shipping of crude oil and feedstock is an absolutely priority and is at the core of our business. Our shipping is closely integrated into Petrogress business model providing the transportation of our products.

We operate as leading maritime transport company and deliver oil safely and efficiently.

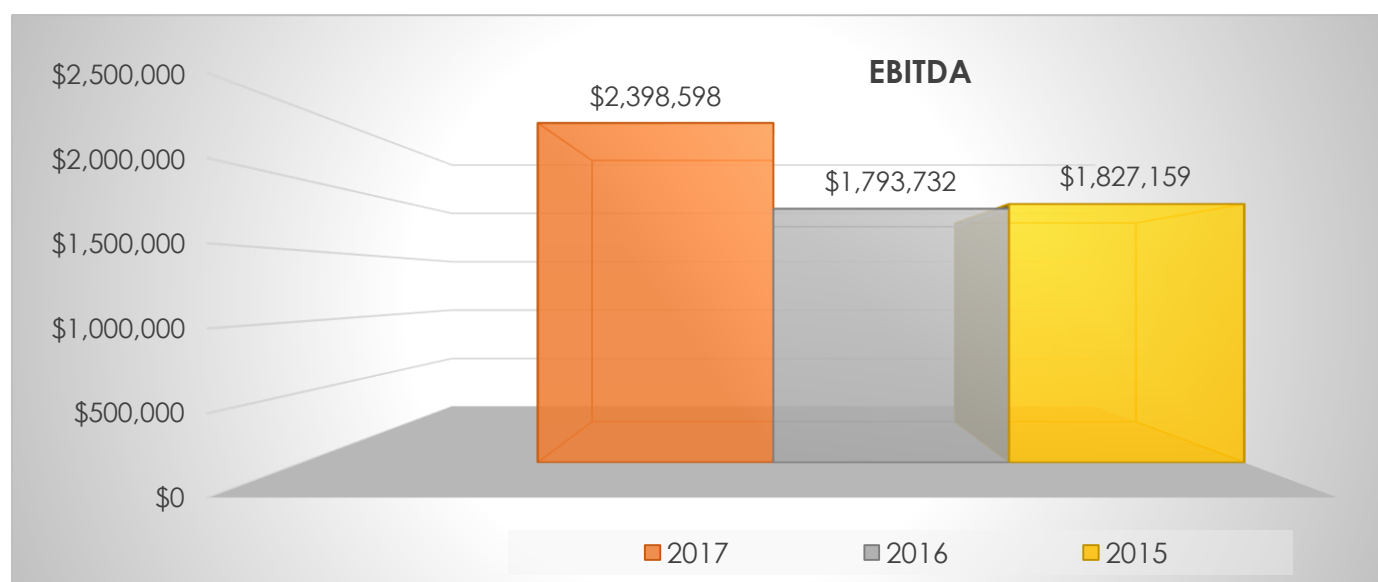
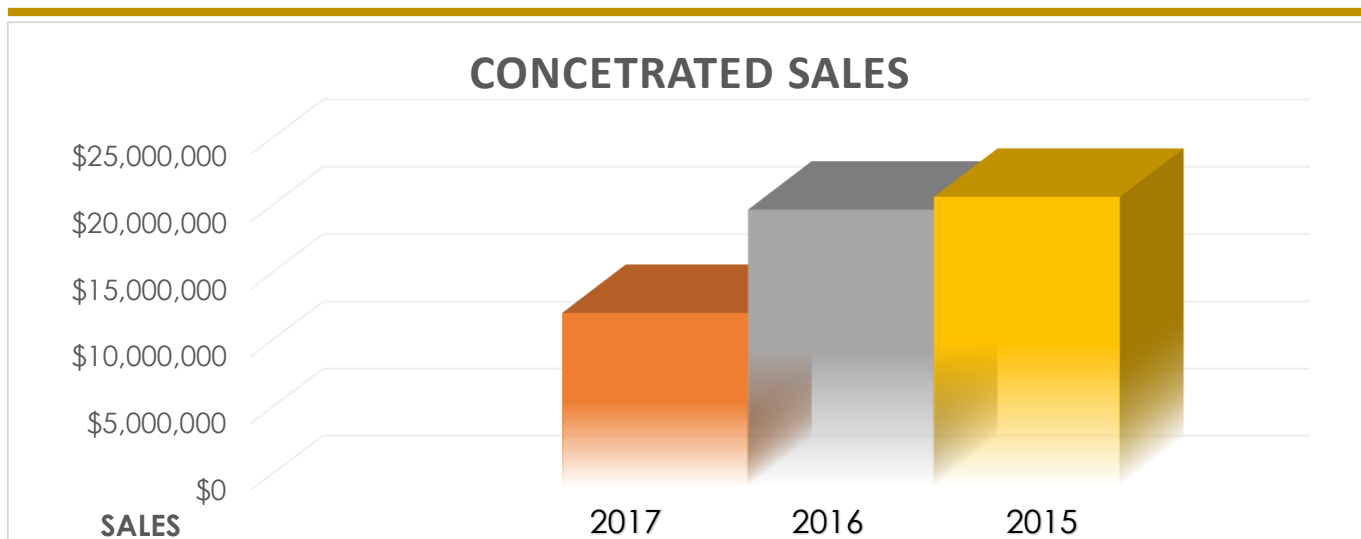
**2017** 138 voyages

**2016** 162 voyages

**2015** 187 voyages



Petrogress, core business is physical trading and logistics; our assets and investments complement and enhance these activities. Our success is driven by our people and their commitment!



# Where we operate and key subsidiaries

Petrogress, Inc., operates primarily as a holding company and provide its services either through its wholly-owned subsidiaries or through partnerships around the world;

Towards the last two years, Petrogress re-organize its structure by forming six independent subsidiaries to whom assigned specific operations respectively;

## PETROGRESS CO. LIMITED.

....

### Marketing

Petrogress Co. Limited, is a Marshall Islands corporation that operates as the oil commodity integrate and merchant trader of petroleum products. The company combines regional market knowledge and reliable reputation for moving petroleum products within West Africa and Mediterranean countries. With strategic investment in assets, the company has strong platform to enable international expansions of operations.

## PETRONAV CARRIERS LLC.

....

### Midstream

Petronav Carriers llc., is a Delaware corporation which manages and operates an in-house fleet of crude oil carriers. Petonav's management team holds substantial combined shipping industry experience in operating and technical aspects on the business and ensures leading the company on a foundation of safe, cost- and energy- efficient and environmentally-friendly practices.

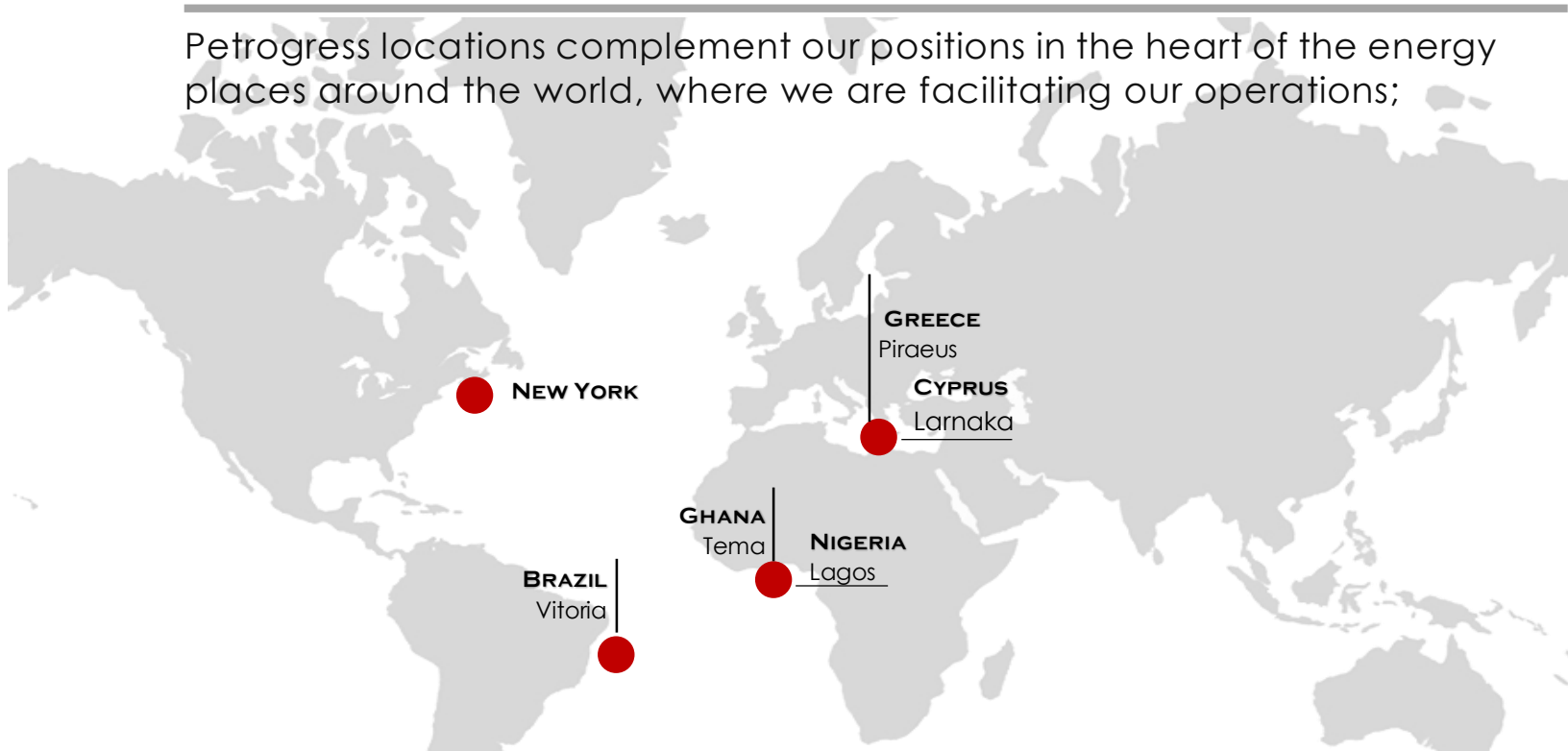
## PETROGRESS INTERNATIONAL LLC.

....

### Downstream

Petrogress Int'l llc., is a Delaware corporation. The company has been expanding operations to become a greater factor in the oil business through its direct affiliates branches locations and partnerships. The company is the major partner of PETROGRES AFRICA Co. LTD., and the sole owner OF PG-CYPYARD & OFFSHORE TERMINAL SERVICES Co. LTD., a Cyprian entity, in order to provide service to offshore platforms.

Petrogress locations complement our positions in the heart of the energy places around the world, where we are facilitating our operations;







# POSITIONED FOR THE FUTURE



# 2018 Strategy projects



## **UPSTREAM**

SALTPOND OIL FIELD – GHANA  
\$15,000,000 investment



## **MIDSTREAM**

PURCHASE OF TWO AFRAMAXES  
\$45,000,000 investment

As the average annual crude oil price hit a 10-year low, 2016 presented significant challenges for the oil and gas industry. In response, Petrogress took action to improve our free cash flow with tighter spending and with additional revenue from expected production growth. We are committed to becoming cash balanced in 2017, and today we stand well positioned to meet that objective.

Our Vision is to be a global, vertically integrated energy company well-regarded for its people, partnerships and performance. We look continuously build on our reputation, values, integrity and work ethic with honesty and ingenuity. Striving for harmony and synergy between our planet and society, we look to inspire creativity and grow our business by finding effective solutions to even the complex issues!

OUR STRATEGIES GUIDE OUR ACTIONS TO DELIVER INDUSTRY-LEADING RESULTS AND SUPERIOR STOCKHOLDER VALUE IN ANY BUSINESS ENVIRONMENT.



---

# Forward-Looking statement



---

This presentation contains forward-looking statements within the meaning of the federal securities laws. These statements relate to anticipated future events, future results of operations or future financial performance. In some cases, you can identify forward-looking statements by terminology such as “anticipate”, “believe”, “continue”, “could”, “estimate”, “expect”, “goals”, “intend”, “likely”, “may”, “plan”, “potential”, “predict”, “project”, “will” or the negative of these terms or other similar terms and phrases.

Our operations involve risks and uncertainties, many of which are outside our control, and any one of which, or a combination of which, could materially affect our results of operations and whether the forward-looking statements ultimately prove to be correct. Forward-looking statements in this presentation include, without limitation, statements reflecting management’s expectations for future financial performance and operating expenditures, expected growth, profitability and business outlook, various macroeconomic and geopolitical factors and the expected results from the integration from any potential acquisitions.

Forward-looking statements are only current predictions and are subject to known and unknown risks, uncertainties, and other factors that may cause our actual results, levels of activity, performance, or achievements to be materially different from those anticipated by such statements. Although we believe that the expectations reflected in the forward-looking statements contained in this presentation are reasonable, we cannot guarantee future results, levels of activity, performance, or achievements.

The statements in this presentation are made as of the date of this presentation, and the Company does not assume any obligations to update the forward-looking statements provided to reflect events that occur or circumstances that exist after the date on which they were made.



---

# SHAREHOLDERS INFORMATION

## PETROGRESS, INC

### COMPANY CONTACT

CHRISTOS TRAIOS  
Chief Executive Officer  
Tel: +30 210 459 9742  
Cell: +1 (646) 874 1325  
E-mail: [ceo-xt@petrogressinc.com](mailto:ceo-xt@petrogressinc.com)

ELEFThERIA VASSI  
Secretary / Assistant  
Tel: +30 (210) 459 9741  
E-mail: [pgas@petrogressinc.com](mailto:pgas@petrogressinc.com)

### MAILING ADDRESS

1013 Centre Rd, Suite 403-A  
Wilmington – DE19805 USA

Executive Office  
1, Akti Xaveriou Av.  
5<sup>th</sup> Floor  
Piraeus 18538, Greece  
E-mail: [petrogress@petrogressinc.com](mailto:petrogress@petrogressinc.com)

### U.S. LEGAL COUNSEL

WINSTEAD PC  
2728 N. Harwood Street  
Dallas - Texas  
Tel: +1 (214) 745 5448  
Fax: +1 (214) 745 5390

### INDEPENDENT AUDITORS

TURNER, STONE & COMPANY, L.L.P  
12700 Park Central Drive  
Dallas – Texas 75251  
Tel: +1 (972) 239 1660  
Fax: +1 (972) 239 1665

### INVESTORS RELATIONS

PETROGRESS HOME  
AGATHA SIOMKOS

Cell: +1 (347) 306-3485  
Email: [pr-media@petroaressinc.com](mailto:pr-media@petroaressinc.com)

### TRANSFER AGENT

SECURITIES TRANSFER CORPORATION  
2901 N DALLAS PARKWAY – PLANO TEXAS  
T: +1 (469) 633 0101  
F: +1 (469) 633 0088

- ❖ Our Common Stock is listed on OTC/Pink under the Symbol “PGAS”.
- ❖ As on December 31, 2017 there were 317,875,907 shares outstanding of which 37,878,000 free trade.

Company's Web: [www.petrogressinc.com](http://www.petrogressinc.com)





**PETROGRESS**  
CORPORATION

**AIMING TO BE A VERTICALLY  
INTEGRATED GLOBAL ENERGY  
COMPANY**



**UNITED STATES  
SECURITIES AND EXCHANGE COMMISSION  
Washington, DC 20549**

**FORM 10-Q**

(Mark one)

☒ **QUARTERLY REPORT UNDER SECTION 13 OR 15(D) OF THE SECURITIES EXCHANGE ACT OF 1934**

For the quarterly period ended **June 30, 2018**

☐ **TRANSITION REPORT PURSUANT TO SECTION 13 OR 15 (D) OF THE SECURITIES EXCHANGE ACT OF 1934**

For the transition period from \_\_\_\_\_ to \_\_\_\_\_

Commission File Number: **000-55854**

**Petrogress, Inc.**

(Exact name of registrant as specified in its charter)

**Delaware**

(State or jurisdiction of incorporation of organization)

**27-2019626**

(I.R.S. Employer Identification No.)

**757 Third Avenue, Suite 2110, New York, New York**

(Address of principal executive offices)

**10017**

(Zip Code)

**(212) 376-5228**

(Registrant's telephone number, including area code)

Indicate by check mark whether the registrant (1) filed all reports required to be filed by Section 13 or 15(d) of the Securities Exchange Act of 1934 during the preceding 12 months (or for such shorter period that the registrant was required to file such reports), and (2) has been subject to such filing requirements for the past 90 days. Yes ☒ No ☐

Indicate by check mark whether the registrant has submitted electronically and posted on its corporate Web site, if any, every Interactive Data File required to be submitted and posted pursuant to Rule 405 of Regulation S-T (§ 232.405 of this chapter) during the preceding 12 months (or for such shorter period that the registrant was required to submit and post such files). Yes ☒ No ☐

Indicate by check mark whether the registrant is a large accelerated filer, an accelerated filer, a non-accelerated filer, smaller reporting company, or an emerging growth company. See the definitions of "large accelerated filer," "accelerated filer," "smaller reporting company," and "emerging growth company" in Rule 12b-2 of the Exchange Act.

Large accelerated filer ☐

Accelerated filer ☐

Non-accelerated filer ☐ (Do not check if a smaller reporting company)

Smaller reporting company ☒

Emerging growth company ☒

If an emerging growth company, indicate by check mark if the registrant has elected not to use the extended transition period for complying with any new or revised financial accounting standards provided pursuant to Section 13(a) of the Exchange Act. ☐

Indicate by check mark whether the registrant is a shell company (as defined in Rule 12b-2 of the Exchange Act): Yes ☐ No ☒

Indicate the number of shares outstanding of each of the issuer's classes of common stock, as of the latest practicable date: The number of shares of the registrant's Common Stock, par value \$0.001 per share, outstanding as of August 10, 2018 was 3,445,571.



---

## Table of Contents

	<u>Page</u>
<b>INTRODUCTORY COMMENT</b>	<b>1</b>
<b>CAUTION REGARDING FORWARD-LOOKING INFORMATION</b>	<b>1</b>
<b>PART I - FINANCIAL INFORMATION</b>	
Item 1 - Financial Statements	2
Item 2 - Management's Discussion and Analysis of Financial Condition and Results of Operations	14
Item 3 - Quantitative and Qualitative Disclosures About Market Risk	17
Item 4 - Controls and Procedures	17
<b>PART II - OTHER INFORMATION</b>	
Item 1 - Legal Proceedings	18
Item 1A - Risk Factors	18
Item 2 - Unregistered Sales of Equity Securities and Use of Proceeds	18
Item 3 - Defaults Upon Senior Securities	18
Item 4 - Mine Safety Disclosures	18
Item 5 - Other Information	18
Item 6 - Exhibits	18
<b>SIGNATURES</b>	<b>18</b>

---

## **INTRODUCTORY COMMENT**

Throughout this Quarterly Report on Form 10-Q, the terms "we," "us," "our," "Petrogress," or the "Company" refers to Petrogress, Inc., a Delaware corporation and its subsidiary companies. The significant subsidiaries are Petrogres Co. Limited, Petronav Carriers LLC, Petrogress Int'l LLC, Petrogres Africa Co. Limited, and Petrogress Oil & Gas Energy Inc.

## **CAUTION REGARDING FORWARD-LOOKING INFORMATION**

All statements in this Quarterly Report on Form 10-Q (the "Report") that are not representations of historical fact are "forward-looking statements" within the meaning of the United States Private Securities Litigation Reform Act of 1995. The disclosure and analysis set forth in this Report includes assumptions, expectations, projections, intentions and beliefs about future events in a number of places, particularly in relation to our operations, cash flows, financial position, plans, strategies, business prospects, changes and trends in our business and the markets in which we operate. These statements are intended as forward-looking statements. In some cases, predictive, future-tense or forward-looking words such as "believe," "intend," "anticipate," "estimate," "project," "forecast," "plan," "potential," "may," "should" and "expect" and similar expressions are intended to identify forward-looking statements, but are not the exclusive means of identifying such statements.

We caution that the forward-looking statements included in this Report represent our estimates and assumptions only as of the date hereof and are not intended to give any assurance as to future results. These forward-looking statements are not statements of historical fact and represent only our management's belief as of the date hereof, and involve risks and uncertainties that could cause actual results to differ materially and inversely from expectations expressed in or indicated by the forward-looking statements. Assumptions, expectations, projections, intentions and beliefs about future events may, and often do, vary from actual results and these differences can be material. As a result, the forward-looking events discussed in this Report might not occur and our actual results may differ materially from those anticipated in the forward-looking statements. Accordingly, you should not unduly rely on any forward-looking statements.

We undertake no obligation to update or revise any forward-looking statements contained in this, whether as a result of new information, future events, a change in our views or expectations or otherwise. New factors emerge from time to time, and it is not possible for us to predict all of these factors. Further, we cannot assess the impact of each such factor on our business or the extent to which any factor, or combination of factors, may cause actual results to be materially different from those contained in any forward-looking statement.



## PART I - FINANCIAL INFORMATION

### Item 1 - Financial Statements

#### PETROGRESS, INC. AND SUBSIDIARIES

#### CONDENSED CONSOLIDATED BALANCE SHEETS

	As of June 30, 2018 (Unaudited)	As of December 31, 2017
<b>ASSETS</b>		
<b>Current Assets</b>		
Cash and cash equivalents	\$ 556,775	\$ 1,150,999
Accounts receivable, net	5,288,933	4,508,885
Inventories	182,108	171,500
Prepaid expenses and other current assets	1,390,511	1,043,623
<b>Total current assets</b>	<b>7,418,327</b>	<b>6,875,007</b>
<b>Non-Current Assets</b>		
Goodwill	900,000	900,000
Vessels and other fixed assets, net	4,911,423	5,281,949
Security deposit	7,573	7,573
<b>Total non-current assets</b>	<b>5,818,996</b>	<b>6,189,522</b>
<b>Total Assets</b>	<b>\$ 13,237,323</b>	<b>\$ 13,064,529</b>
<b>LIABILITIES AND STOCKHOLDERS' EQUITY</b>		
<b>Current Liabilities</b>		
Accounts payable and accrued expenses	\$ 943,401	\$ 1,299,964
Due to related party	1,110,222	1,243,753
Loan facility from related party	96,400	297,400
Accrued Interest	-	9,639
<b>Total current liabilities</b>	<b>2,150,023</b>	<b>2,850,756</b>
<b>Total liabilities</b>	<b>\$ 2,150,023</b>	<b>\$ 2,850,756</b>
<b>Commitments and Contingencies</b>		
<b>Shareholders' equity:</b>		
Series A Preferred shares, \$100 par value, 100 shares authorized, 100 and 100 shares issued and outstanding as of June 30, 2018 and December 31, 2017 respectively	10,000	10,000
Preferred shares, \$0.001 par value, 10,000,000 shares authorized, 0 shares and 0 shares issued and outstanding as of June 30, 2018 and December 31, 2017, respectively	-	-
Shares of Common stock, \$0.001 par value, 19,000,000 shares authorized, 3,446,877 and 3,178,756 shares issued and outstanding as of June 30, 2018 and December 31, 2017 respectively	3,447	3,179
Additional paid-in capital	9,622,910	9,100,757
Accumulated comprehensive income	(7,744)	(7,744)
Accumulated profit	1,357,812	1,008,823
<b>Equity attributable to Owners of the Company</b>	<b>10,986,425</b>	<b>10,115,015</b>
Non-controlling interests	100,875	98,758
<b>Total liabilities and shareholders' equity</b>	<b>\$ 13,237,323</b>	<b>\$ 13,064,529</b>

The accompanying notes are an integral part of these financial statements.

**PETROGRESS, INC. AND SUBSIDIARIES**  
**CONDENSED CONSOLIDATED STATEMENTS OF COMPREHENSIVE INCOME**

	Six Months Ended June 30, 2018	Six Months Ended June 30, 2017	Three Months Ended June 30, 2018	Three Months Ended June 30, 2017
Revenues (Note 9)	\$ 4,827,154	\$ 8,462,185	\$ 2,261,890	\$ 4,443,072
Costs of goods sold	(2,689,061)	(4,088,856)	(1,282,524)	(1,814,271)
<b>Gross profit</b>	<b>2,138,093</b>	<b>4,373,329</b>	<b>979,366</b>	<b>2,628,801</b>
<b>Operating expenses:</b>				
Corporate expenses	(465,917)	(1,815,100)	(165,779)	(879,600)
General operating and administrative expenses	(726,609)	(845,618)	(185,296)	(461,897)
Depreciation expense	(458,680)	(348,930)	(231,061)	(175,362)
<b>Total operating expenses</b>	<b>(1,651,206)</b>	<b>(3,009,648)</b>	<b>(582,136)</b>	<b>(1,516,859)</b>
<b>Operating income/ (loss) before other expenses and income taxes</b>	<b>486,887</b>	<b>1,363,681</b>	<b>397,230</b>	<b>1,111,942</b>
<b>Other income/ (expense), net:</b>				
Interest and finance expenses	(1,427)	-	-	-
Loss on settlement of loan facility from related party	(160,192)	-	(160,192)	-
Gain on foreign currency exchange	-	2,263	-	1,158
Other income, net	25,838	65,499	224	65,499
<b>Total other income, net</b>	<b>(135,781)</b>	<b>67,762</b>	<b>(159,968)</b>	<b>66,657</b>
<b>Income before income taxes</b>	<b>351,106</b>	<b>1,431,443</b>	<b>237,262</b>	<b>1,178,599</b>
Income tax expense	-	-	-	-
<b>Net income</b>	<b>\$ 351,106</b>	<b>\$ 1,431,443</b>	<b>\$ 237,262</b>	<b>\$ 1,178,599</b>
<b>Net income attributable to:</b>				
Owners of the company	348,989	1,431,443	228,510	1,178,599
Non-controlling interests	2,117	-	8,752	-
	<b>\$ 351,106</b>	<b>\$ 1,431,443</b>	<b>\$ 237,262</b>	<b>\$ 1,178,599</b>
<b>Other comprehensive income</b>				
Foreign currency translation adjustment	-	-	-	-
<b>Comprehensive income</b>	<b>\$ 351,106</b>	<b>\$ 1,431,443</b>	<b>\$ 237,262</b>	<b>\$ 1,178,599</b>
<b>Comprehensive income attributable to:</b>				
Owners of the company	348,989	1,431,443	228,510	1,178,599
Non-controlling interests	2,117	-	8,752	-
	<b>\$ 351,106</b>	<b>\$ 1,431,443</b>	<b>\$ 237,262</b>	<b>\$ 1,178,599</b>
<b>Weighted average number of shares of Common Stock:</b>				
Basic	3,373,163	1,667,958	3,446,279	1,667,958
Diluted	4,352,479	1,667,958	4,425,595	1,667,958
<b>Basic earnings per share</b>	<b>\$ 0.10</b>	<b>\$ 0.86</b>	<b>\$ 0.07</b>	<b>\$ 0.71</b>
<b>Diluted earnings per share</b>	<b>\$ 0.08</b>	<b>\$ 0.86</b>	<b>\$ 0.05</b>	<b>\$ 0.71</b>

The accompanying notes are an integral part of these financial statements.



**PETROGRESS, INC. AND SUBSIDIARIES**  
**CONSOLIDATED STATEMENTS OF CASH FLOWS**

	<b>Six Months Ended June 30,</b>	
	<b>2018</b>	<b>2017</b>
	<b>(Unaudited)</b>	<b>(Unaudited)</b>
<b>CASH FLOWS FROM OPERATING ACTIVITIES:</b>		
Net income:	\$ 351,106	\$ 1,431,443
<b>Adjustments to reconcile net income to net cash provided by (used in) operating activities:</b>		
Depreciation	458,680	348,930
Net cash acquired in recapitalization	-	(500)
Change in Fair value of share-based payments issued for services	153,178	-
Share-based compensation expense	1,496	-
Change in fair value of derivative liabilities	-	(65,499)
Gain on settlement of convertible promissory notes	(12,835)	-
Loss on settlement of loan facility from related party	160,192	-
<b>Changes in working capital:</b>		
- Increase in Accounts receivable, net	(780,048)	(1,977,755)
- Increase in Inventories	(10,608)	-
- Amounts due from related party	-	-
- (Increase)/Decrease in Prepaid expenses and other current assets	(646,833)	477,184
<b>Increase/(decrease) in:</b>		
- Increase/(Decrease) in Accounts payable and accrued expenses	(356,563)	500,143
- Increase in Amounts due to related party	98,969	-
- Increase in Accrued Interest	3,196	-
<b>Net cash provided by/ (used in) operating activities</b>	<b>(580,070)</b>	<b>713,946</b>
Purchase of property plant and equipment	(88,154)	(199,931)
<b>Net cash used in investing activities</b>	<b>(88,154)</b>	<b>(199,931)</b>
<b>CASH FLOWS FROM FINANCING ACTIVITIES:</b>		
Repayment of convertible notes payable	-	(44,887)
Proceeds from loan facility from related party	74,000	-
<b>Net cash provided by/ (used in) financing activities</b>	<b>74,000</b>	<b>(44,887)</b>
Effect of exchange rate changes on cash	-	-
<b>Net (decrease)/ increase in cash and cash equivalents</b>	<b>(594,224)</b>	<b>469,128</b>
<b>Cash and cash equivalents, Beginning of Period</b>	<b>1,150,999</b>	<b>362,083</b>
<b>Cash and cash equivalents, End of Period</b>	<b>\$ 556,775</b>	<b>\$ 831,211</b>
Cash paid for interest expense	\$ -	\$ -
Cash paid for income taxes	\$ -	\$ -
<b>Non-cash investing and financing activities:</b>		
Common stock issued for settlement of notes and interest payable	\$ 297,500	\$ -
Common stock issued for settlement of services	\$ 210,000	\$ -

The accompanying notes are an integral part of these financial statements

---

**PETROGRESS, INC. AND SUBSIDIARIES**  
**NOTES TO CONSOLIDATED FINANCIAL STATEMENTS**  
**(unaudited)**

**Note 1 - Background and Description of Business and Preparation of Financial Statements**

**Nature of the Business**

Petrogress, Inc. was incorporated on February 10, 2010 under the laws of the State of Florida as 800 Commerce, Inc. ("800 Commerce") and was formed for the purpose of marketing credit card processing services on behalf of merchant payment processing service providers.

On February 29, 2016, 800 Commerce entered into an Agreement concerning the Exchange of Securities ("SEA") with Petrogres Co. Limited, a Marshall Islands corporation, and its sole shareholder, Christos Traios, a Greek citizen. 800 Commerce issued 136,000,000 shares of restricted Common Stock, representing approximately 85% of the post-transaction issued and outstanding shares, to Mr. Traios in exchange for 100% of the shares of Petrogres Co. Limited. In connection with the transaction, Mr. Traios was appointed as a director of 800 Commerce, and it amended its constituent documents to increase its authorized capital to 490,000,000 shares of Common Stock, par value \$0.001, and 10,000,000 preferred shares, par value \$0.001.

800 Commerce's acquisition of Petrogres Co. Limited effected a change in control and was accounted for as a "reverse acquisition" whereby Petrogres Co. Limited was the acquirer for financial statement purposes. Accordingly, the historical financial statements of 800 Commerce are those of Petrogres Co. Limited and its subsidiaries from their respective inception and those of the consolidated entity subsequent to the February 29, 2016 transaction date.

On March 9, 2016, 800 Commerce's Board of Directors approved an amendment to 800 Commerce's Articles of Incorporation to change the name of the Company to Petrogress, Inc. On March 15, 2016, Mr. Traios was appointed Chief Executive Officer. On November 16, 2016, Petrogress filed Articles of Merger and Plan of Merger in Florida and Delaware to change the Company's domicile by merging with and into a Delaware corporation formed solely for the purpose of effecting the reincorporation. The Company's name and capitalization remained the same, and the Articles of Incorporation and Bylaws of the Delaware corporation are the constituent documents of the surviving corporation.

The Company operates as a fully integrated international merchant of petroleum products, focused on the supply and trade of light petroleum fuel oil (LPFO), refined oil products and other petrochemical products to local refineries in West Africa and Mediterranean countries. The Company operates as a holding company and provides its services primarily through its wholly-owned and majority-owned subsidiaries: Petrogres Co. Limited, which provides management of crude oil purchases and sales; Petronav Carriers LLC, which manages day-to-day operations of its tanker fleet, currently consisting of four vessels; Petrogress Int'l LLC, which is a holding company for subsidiaries currently conducting business in Cyprus, Ghana and Nigeria; Petrogress Oil & Gas Energy Inc., which was organized to acquire interests in oil fields in Texas and to export liquefied natural gas, and Petrogres Africa Co. Limited, which attends to and services the tanker fleet in Ghana.

The accompanying unaudited condensed interim consolidated financial statements (the "Interim Statements") have been prepared pursuant to the rules and regulations for reporting on Securities and Exchange Commission (the "SEC") Form 10-Q. Accordingly, certain information and disclosures required by generally accepted accounting principles for complete consolidated financial statements are not included herein. The Interim Statements should be read in conjunction with the consolidated financial statements and notes thereto included in the Company's latest Annual Report on Form 10-K for the year ended December 31, 2017 as filed with the SEC on March 29, 2018. The interim results for the three and six months ended June 30, 2018 are not necessarily indicative of the results to be expected for the year ending December 31, 2018 or for any future interim periods.

The Company's management team operates from its principal offices located in Piraeus, Greece.

**Basis of Presentation**

The Company follows the accrual basis of accounting in accordance with generally accepted accounting principles and has elected a year-end of December 31.



## Principles of consolidation

The consolidated financial statements of the Company include the consolidated accounts of the Company and its wholly-owned and majority-owned subsidiaries. We list our significant subsidiaries below. All intercompany accounts and transactions have been eliminated in consolidation.

Petrogress Co. Limited (Marshall Islands)  
 Petrogress Oil & Gas Energy, Inc. (Texas)  
 Petronav Carriers LLC (Marshall Islands)  
 Petrogress Int'l LLC (Delaware)  
 Petrogress Africa Co. Limited (Ghanaian) (Ghana; 90%-owned)

### *Overview of Significant Subsidiaries*

#### Petrogress Co. Limited

Petrogress Co. Limited, is a Marshall Islands corporation, incorporated in 2009 with the purpose of supplying crude oil and other oil products in West Africa. Since its inception, Petrogress Co. Limited has evolved its business from focusing solely on fleet and tanker ship operations to expand into the oil and gas industry as a trader and merchant of oil. Over the last five years, Petrogress Co. Limited has strengthened its position in the oil industry by combining its regional market knowledge with over 25 years of experience to successfully establish both its midstream and downstream operations to serve markets primarily located in West Africa and the Mediterranean.

On February 28, 2018 Petrogress Co. Limited ("PGL") entered into a Partnership Agreement (the "Platon Partnership Agreement") creating an equal partnership between PGL and Platon Gas Oil Ghana Limited ("PGO"), which owns an oil refinery and serves as an importer of various petroleum products based in Ghana. The Platon Partnership Agreement is intended to be renewed on an annual basis and pursuant its terms, PGL will supply crude oil for storage, refinement, marketing and distribution in Ghana jointly with PGO. Under the Platon Partnership Agreement, PGL is expected to deliver 3,000-5,000 metric tons of crude oil on a monthly basis for storage and processing into various petroleum products, including blend stocks, cutter stock and other feedstock. PGO, in coordination with PGL management, will market and distribute the refined petroleum products. Under the Platon Partnership Agreement, all expenses of the partnership operations are shared by both PGL and PGO. After deducting the operating expenses, the net profits from the sale of the petroleum products are split evenly between PGL and PGO.

#### Petronav Carriers LLC

Effective as of July 13, 2018, the Company's wholly owned subsidiary, Petronav Carriers LLC ("Petronav Carriers"), changed its domicile from Delaware to the Republic of the Marshall Islands (the "Redomiciliation"). As a result of the Redomiciliation, Petronav Carriers is now a limited liability company formed under the laws of the Republic of the Marshall Islands.

The Redomiciliation was consummated for tax purposes. Petronav Carriers continues to be a wholly owned subsidiary of the Company engaged in the business of managing day-to-day operations of the Company's the affiliated tanker fleet, currently consisting of four vessels. The Redomiciliation did not result in any change in Petronav Carriers' headquarters, business, jobs, management, location of any officers or facilities, number of employees, assets, liabilities or net worth (other than as a result of the costs incident to the Redomiciliation, which are not material). Management, including all directors and officers, of Petronav Carriers remain the same immediately after the Redomiciliation. The Company will continue to manage its fleet from its business office at Piraeus, Greece.

#### Petrogress Int'l LLC

Petrogress Int'l LLC, is a Delaware limited liability company, acquired by the Company in September 2017 with the purpose of acting as a holding company for conducting business across the world, including Cyprus, Middle East, and West Africa as an oil energy corporation.

In September 2017, through Petrogress Int'l LLC, the Company formed PG Cypyard& Offshore Service Terminal Ltd., to obtain a long term lease from Cyprus Port Authorities ("CPA"), the area that F&T Investment used as shipyard located at Limassol port.

In February 2018, Petrogress Int'l LLC executed a Representation/Agency agreement with Mr. Louizos George, with the aim of establishing its representation in Erbil, Iraq. Mr. Louizos is handling on behalf of Petrogress Int'l LLC the negotiations with SOMO (the Iraqi National Oil Company) to register the company as a buyer and obtain an allocation of Basrah Light Crude Oil for 1,000,000 barrels per month under a long term contract. Although the registration of the representation has been completed, management has suspended further negotiations with SOMO for obtaining the supply allocation.

On March 23, 2018, Petrogress Int'l LLC, executed another Partnership agreement with a Nigeria Oil storing company Gonzena Hydrocarbons and Energy Co. Ltd ("Gonzena"), which is located in Koko Town of Delta River and operates in the storage and distribution of oil products into local Nigerian market. A new entity will be formed, which is to be named P&G Nigeria Oil Company Ltd ("PEGNOC"), which Petrogress Int'l LLC and Gonzena will own, 55% and 45%, respectively. PEGNOC will be assigned from Gonzena two oil tanks each with a capacity of 15,000 liters. PEGNOC has not yet been formed and this project has been postponed pending availability of funding to be committed by the parties.

#### Petrogress Oil & Gas Energy Inc.

Petrogress Oil & Gas Energy Inc., is a Texas corporation, incorporated in December 2015 and is focused on identifying and acquiring suitable interests in oil fields in Texas to allow for the Company's expansion of its operations to include oil refinery production based within the United States and to export liquefied natural gas ("LNG") to Mediterranean markets.

On September 2017, Petrogress Oil & Gas Energy Inc. through its affiliated company Petrogress Africa Company Limited, commenced negotiations with Ghana National Petroleum Company ("GNPC") for the exploration of the oil fields in Saltpond basin and the repairs of the oil rig-platform "APG-1" where a survey on the of the platform is carried-out by a US specialist, for the assessment of the repairs cost of the platform and the improvement of the oil production.

The Saltpond oil fields, including the APG-1 platform, were operated by the Texas corporation Lushann International Energy, Inc. ("Lushann"), under a Petroleum Agreement with GNPC since 2004 (the "Petroleum Agreement"). Due to financial and technical issues the Petroleum Agreement was suspended by GNPC on August 2017 and the operations in Saltpond ceased. Based on our interest on re-commencing the operations and to continue the oil production, we conducted negotiations with Lushann, which were concluded on February 16, 2018 with the execution of a Memorandum of Understanding between Petrogress Oil & Gas Energy Inc. and Lushann. Under the terms of this memorandum, Petrogress Oil & Gas Energy Inc. elected to play the role of a farm-in-partner in the crude oil and the associated gas production in the developing area of 12 km<sup>2</sup> of the Saltpond oil field. The parties have agreed to form a Ghanaian limited liability company to be named PG - Saltpond Offshore Oil Production & Development Co., Limited ("SODCO"). Subject to the removal of the suspension of the Petroleum Agreement, and the assignment of 65% of SODCO to Petrogress Oil & Gas Energy Inc., the latter intends to undertake the necessary repairs and improvements of the APG-1 platform, and arrange a cash investment of \$3.5 million plus a credit line of \$15.0 million. Due to Ghanaian government involvement, the negotiations are still ongoing and the agreement is expected to be finalized in late fourth quarter of 2018, provided the financing mechanism-support can be arranged.

#### Petrogress Africa Company Limited

Effective September 30, 2017, Petrogress Int'l LLC purchased from Christos Traios, 90% of the issued and outstanding shares of Petrogress Africa Company Limited ("PGAF"), a Ghanaian limited Company. PGAF was incorporated in the summer of 2017 and holds a current Ghanaian business permit. PGAF is authorized to conduct local sales of oil products and shipping business from the Port of Tema in Greater Accra. Port facilities in Tema will provide a service and operations hub for the Company tankers currently involved in West Africa and Nigerian oil trading and transport. The Port of Tema also serves as a secondary hub for repair, supply and transport ship operators servicing Ghana's Tano Basin offshore oil fields in the Gulf of Guinea.

#### ***Emerging Growth Company***

We qualify as an "emerging growth company" under the 2012 JOBS Act. Section 107 of the JOBS Act provides that an emerging growth company can take advantage of the extended transition period provided in Section 7(a)(2)(B) of the Securities Act for complying with new or revised accounting standards. As an emerging growth company, we can delay the adoption of certain accounting standards until those standards would otherwise apply to private companies. We have elected to take advantage of the benefits of this extended transition period.

#### ***Reclassifications***

For the six months ended June 30, 2018 we reclassified specific amounts of expenses in order to conform to current year presentations of our results. In the year ended 2017, the Company identified and renamed certain classifications in our Condensed Consolidated Statements of Comprehensive Income. Reclassifications were made in line to more accurately present the nature of the business.

#### ***Use of Estimates***

The preparation of financial statements in conformity with accounting principles generally accepted in the United States of America ("GAAP") requires management to make estimates and assumptions that affect the reported amounts of assets and liabilities and disclosures of contingent assets and liabilities at the date of the financial statements and the reported amount of revenues and expenses during the reported period. Actual results could differ from those estimates.



During interim periods, the Company follows the accounting policies set forth in its annual audited financial statements filed with the SEC on its Form 10-K for the year ended December 31, 2017. The information presented within these Interim Statements may not include all disclosures required by GAAP and the users of financial information provided for interim periods should refer to the annual financial information and footnotes when reviewing the interim financial results presented herein.

In the opinion of management, the accompanying interim financial statements, prepared in accordance with the SEC's instructions for Form 10-Q, are unaudited and contain all material adjustments, consisting only of normal recurring adjustments necessary to present fairly the financial condition, results of operations and cash flows of the Company for the respective interim periods presented. The current period results of operations are not necessarily indicative of results which ultimately will be reported for the full fiscal year ending December 31, 2018.

## **Note 2 - Summary of Significant Accounting Policies**

### ***Cash and Cash Equivalents***

We consider all highly liquid investments with an original term of three months or less to be cash equivalents.

### ***Accounts Receivable, net***

The amount shown as Accounts receivables, net at each balance sheet date includes estimated recoveries from customers and charterers for sales of oil products, hires, freight and demurrage billings, net of allowance for doubtful accounts. Accounts receivable involve risk, including the credit risk of non-payment by the customer. Accounts receivable are considered past due based on contractual and invoice terms. An estimate is made of the allowance for doubtful accounts based on a review of all outstanding amounts at each period, and an allowance is made for any accounts which management believes are not recoverable. The determination of bad debt allowance constitutes a significant estimate.

For the six months ended June 30, 2018 and six months ended June 30, 2017, there were no allowances for doubtful debts.

### ***Inventories***

The Company's inventories consist primarily of purchased crude oil at the respective balance sheet date, and is valued at the lower of cost or market using the mark-to-market method of valuation.

### ***Vessels and other fixed assets, net***

In accordance with the appropriate sections of the Fixed Asset topic of the Financial Accounting Standards Board ("FASB") Accounting Standards Codification ("ASC"), the Company follows the policy of evaluating all property and equipment as of the end of each reporting quarter. For the six months ended June 30, 2018 and 2017, respectively, management has not provided any impairment for the future recoverability of these assets.

We depreciate our vessels on a straight-line basis over the estimated useful life which is 10 years from the date of their transfer to the Company. Depreciation is calculated based on a vessel's cost less the estimated residual value. The estimated useful lives of vessels and equipment are as follows:

Vessels (in years)	10
Office equipment and furniture (in years)	10
Computer hardware (in years)	5

### ***Organization costs***

We have adopted the provisions required by the Start-Up Activities topic of the FASB ASC whereby all costs incurred with the incorporation and reorganization of the Company were charged to operations as incurred.

### ***Income taxes***

We file income tax returns in various jurisdictions, as appropriate and required. We were not subject to U.S. federal, state and local, as applicable, income tax examinations by regulatory taxing authorities for any period prior to January 1, 2012.

We account for income taxes in accordance with ASC 740-10, Income Taxes. We recognize deferred tax assets and liabilities to reflect the estimated future tax effects, calculated at the tax rate expected to be in effect at the time of realization. We record a valuation allowance related to a deferred tax asset when it is more likely than not that some portion of the deferred tax asset will not be realized. Deferred tax assets and liabilities are adjusted for the effects of the changes in tax laws and rates of the date of enactment.

ASC 740-10 prescribes a recognition threshold that a tax position is required to meet before being recognized in the financial statements and provides guidance on recognition, measurement, classification, interest and penalties, accounting in interim periods, disclosure and transition issues. We classify interest and penalties as a component of interest and other expenses. To date, we have not incurred any liability for unrecognized tax benefits, including assessments of penalties and/or interest.

We measure and record uncertain tax positions by establishing a threshold for the financial statement recognition and measurement of a tax position taken or expected to be taken in a tax return. Only tax positions meeting the more-likely-than-not recognition threshold at the effective date may be recognized or continue to be recognized. Our tax years subsequent to 2011 remain subject to examination by federal and state tax jurisdictions.

### ***Earnings Per Share***

The Company reports earnings per share in accordance with ASC 260, "Earnings per Share." Basic earnings (loss) per share is computed by dividing net income (loss), after deducting preferred stock dividends accumulated during the period, by the weighted-average number of shares of common stock outstanding during each period. Diluted earnings per share is computed by dividing income by the weighted-average number of shares of common stock, common stock equivalents and other potentially dilutive securities outstanding during the period. Warrants that can be exercised to purchase 150,000 shares of Common Stock were not included in the calculation of diluted earnings per share for the three and six months ended June 30, 2018 because their impact was anti-dilutive.

### ***Accounting for Equity-based Payments***

We account for stock awards issued to non-employees in accordance with ASC 505-50, Equity-Based Payments to Non-Employees. The measurement date is the earlier of (1) the date at which a commitment for performance by the counterparty to earn the equity instruments is reached, or (2) the date at which the counterparty's performance is complete. Stock awards granted to non-employees are valued at their respective measurement dates based on the trading price of our common stock and recognized as expense during the period in which services are provided.

### ***Comprehensive Income***

We adopted ASC Topic 220, "Comprehensive Income." This statement establishes standards for reporting comprehensive income and its components in a financial statement. Comprehensive income as defined includes all changes in equity (net assets) during a period from non-owner sources. Items included in Comprehensive loss consist of cancellation of available-for-sale securities and foreign currency translation adjustments.

### ***Revenue Recognition***

In May 2014, the Financial Accounting Standards Board ("FASB") issued ASU 2014-09, Revenue from Contracts with Customers (Topic 606). This update provides a comprehensive new revenue recognition model that requires a company to recognize revenue to depict the transfer of goods or services to a customer at an amount that reflects the consideration it expects to receive in exchange for those goods or services. The guidance also requires additional disclosure about the nature, amount, timing and uncertainty of revenue and cash flows arising from customer contracts. We have adopted this update. The adoption of this guidance did not have a material impact on our consolidated financial statements.

In accordance with the new guidance, the Company recognizes revenue for crude oil sales and gas oil sales, its primary sources of revenue, at an amount that reflects the consideration that the Company expects to be entitled to receive in exchange for transferring goods or services to its customers. The Company's policy is to record revenue when control of the goods transfers to the customer.

### ***Fair Value of Financial Instruments***

Our financial instruments consist primarily of cash, accounts receivable, inventory, accounts payable and accrued expenses. The carrying amount of cash, accounts receivable, inventory, accounts payable and accrued expenses, as applicable, approximates fair value due to the short-term nature of these items and/or the current interest rates payable in relation to current market conditions.

Interest rate risk is the risk that our earnings are subject to fluctuations in interest rates on either investments or on debt and is fully dependent upon the volatility of these rates. We do not use derivative instruments to moderate its exposure to interest rate risk, if any.

Financial risk is the risk that our earnings are subject to fluctuations in interest rates or foreign exchange rates and are fully dependent upon the volatility of these rates. We do not use derivative instruments to moderate its exposure to financial risk, if any.



Fair value measurements are determined under a three-level hierarchy for fair value measurements that prioritizes the inputs to valuation techniques used to measure fair value, distinguishing between market participant assumptions developed based on market data obtained from sources independent of the reporting entity ("observable inputs") and the reporting entity's own assumptions about market participant assumptions developed based on the best information available in the circumstances ("unobservable inputs"). Fair value is the price that would be received to sell an asset or would be paid to transfer a liability (i.e., the "exit price") in an orderly transaction between market participants at the measurement date. In determining fair value, we primarily use prices and other relevant information generated by market transactions involving identical or comparable assets ("market approach"). We also consider the impact of a significant decrease in volume and level of activity for an asset or liability when compared with normal activity to identify transactions that are not orderly.

The highest priority is given to unadjusted quoted prices in active markets for identical assets (Level 1 measurements) and the lowest priority to unobservable inputs (Level 3 measurements). Securities are classified in their entirety based on the lowest level of input that is significant to the fair value measurement.

The three hierarchy levels are defined as follows:

Level 1 - Quoted prices in active markets that is unadjusted and accessible at the measurement date for identical, unrestricted assets or liabilities;

Level 2 - Quoted prices for identical assets and liabilities in markets that are not active, quoted prices for similar assets and liabilities in active markets or financial instruments for which significant inputs are observable, either directly or indirectly;

Level 3 - Prices or valuations that require inputs that are both significant to the fair value measurement and unobservable.

Credit risk adjustments are applied to reflect the Company's own credit risk when valuing all liabilities measured at fair value. The methodology is consistent with that applied in developing counterparty credit risk adjustments but incorporates the Company's own credit risk as observed in the credit default swap market.

#### ***Effects of Recent Accounting Pronouncements not yet adopted***

In February 2016, the FASB issued an ASU on lease accounting. The ASU requires the lease rights and obligations arising from lease contracts, including existing and new arrangements, to be recognized as assets and liabilities on the balance sheet. The ASU is effective for reporting periods beginning after December 15, 2018 with early adoption permitted. We are currently evaluating the potential impact of this standard on our consolidated financial position.

### **Note 3 - Concentrations of Credit Risk**

Financial instruments that potentially subject the Company to concentrations of credit risk consist principally of trade accounts receivables. Concentrations of credit risk with respect to trade receivables are limited due to the short payment terms dictated by the industry and operating environment. As of June 30, 2018, and December 31, 2017, management is of the opinion that the Company had no significant concentrations of credit risk.

### **Note 4 - Fair Value of Financial Instruments**

The following table represents the Company's financial instruments that are measured at fair value on a recurring basis as of June 30, 2018 and December 31, 2017, respectively, for each fair value hierarchy level:

	Total	Level 1	Level 2	Level 3
<b>June 30, 2018</b>				
Loan facility from related party	\$ 96,400	\$ 96,400	\$ -	\$ -
<b>December 31, 2017</b>				
Loan facility from related party	\$ 297,400	\$ 297,400	\$ -	\$ -

**Note 5 - Vessels and other fixed assets, net**

Vessels and other fixed assets, net consisted of the following as of June 30, 2018 and December 31, 2017:

	June 30, 2018	December 31, 2017	Estimated useful life (in years)
Marine vessels	\$ 10,171,930	\$ 10,171,930	10
Furniture and equipment	181,449	93,295	10
Accumulated depreciation	(5,441,956)	(4,983,276)	
Net property and equipment	<u>\$ 4,911,423</u>	<u>\$ 5,281,949</u>	

Depreciation for the three months ended June 30, 2018 and June 30, 2017, was \$458,680 and \$348,930, respectively.

**Note 6 - Loan facility from related party**

On July 13, 2017, the Company entered into a Revolving Line of Credit Agreement (the "Agreement") with Christos Traios, our President, Chief Executive Officer and sole Director. In accordance with the Agreement the Company also issued a \$1,000,000 Line of Credit Convertible Promissory Note (the "LOC Note") to Christos Traios. Mr. Traios has provided the Company with additional working capital as required from time-to-time to support its operations, and the LOC Note formalizes that commitment and confirms amounts previously advanced under an informal agreement between Mr. Traios and the Company.

The LOC Note bears interest payable on the outstanding principal at eight percent (8%) per annum. The principal and any accrued but unpaid interest on the LOC Note is due and payable on or before July 13, 2018. At the maturity date, the Company may extend and renew the LOC Note for additional terms of twelve (12) months, with a new effective and maturity date assigned for each successive extension and renewal. Interest is due and payable every six (6) months and on the Maturity Date, and each successive iteration of such dates upon extension and renewal thereafter. The principal amount of the LOC Note may be prepaid by the Company, in whole or in part, without penalty, at any time.

Upon the interest due date or maturity date, or any of them, regardless of any event of default, the LOC Note holder may demand payment of any or all of the interest due on the principal amount by delivery of a number of common shares converted at a rate of \$0.001 per share. There is no provision for any of the principal to be repaid in common stock of the Company. Except in the event of a default, in no instance may the LOC Note holder convert amounts due for accrued interest to the extent that said repayment in common stock will cause the Company to issue a number of shares constituting ten percent (10%) or more of the Company's then issued and outstanding common shares.

In consideration of Mr. Traios's extension of credit to the Company, the Company agreed to issue to him a Warrant (the "Warrant") to purchase 150,000 shares of the Company's common stock at an exercise price of \$5.00 for a period of five years. The Warrant will provide for cashless exercise privileges, and be transferrable or assignable at the Holder's option, with the Company's approval. The Warrant has not been issued as of June 30, 2018.

Advances from Christos Traios from inception, including activity on the LOC Note, are as follows:

<b>Balance December 31, 2017</b>	<b>\$ 297,400</b>
New amounts loaned to the Company by Christos Traios	74,000
Amount converted in shares of Common stock	(275,000)
<b>Balance June 30, 2018</b>	<b>\$ 96,400</b>

\$15,000 and \$7,500 that Mr. Traios loaned to Petrogress Int'l LLC and Petrogress Oil & Gas Energy Inc., respectively, were also converted into shares of Common Stock during the six months ended June 30, 2018. See also Note 7 - Common Stock Transactions below for further discussion.

**Note 7 - Common Stock Transactions**

On October 20, 2017, the Company issued 10,000,000 shares of Common Stock to Charles L. Stidham as compensation for future services rendered over a two-year period. The share consideration and the agreement with Mr. Stidham were disclosed in a Form S-8 registration statement effective September 22, 2017. During the six months ended June 30, 2018, approximately \$153,178 of expense was recognized in relation to these awards and included in corporate expenses in the Condensed Consolidated Income Statement. On June 18, 2018, the Company terminated its agreement with Mr. Stidham for non-performance and Mr. Stidham agreed to return 5,000,000 shares of Common Stock issued to him for cancellation by the Company in connection with the early termination.

On January 12, 2018, the Company issued 2,903,225 shares of Common Stock to Christos Traios, our President, Chief Executive Officer and sole Director for the settlement of wages due equal to \$90,000 that had been accrued by parent company Petrogress, Inc. as of December 31, 2017.

On February 23, 2018 the Company issued 4,758,128 shares of Common Stock to Mr. Traios for the settlement of wages due equal to \$120,000 that had been incurred by the parent company Petrogress, Inc. for the year ended December 31, 2016.



On February 23, 2018 the Company issued 19,070,512 shares of Common Stock to Christos Traios, our President, Chief Executive Officer and sole Director in settlement of loans equal to \$297,500 he had provided to the Company as of that date. Specifically, the Company settled \$275,000 of loans that Mr. Traios had provided to parent company Petrogress, Inc., and \$15,000 and \$7,500 that Mr. Traios had advanced to Petrogress Int'l LLC and Petrogress Oil & Gas Energy Inc., respectively. The Company recognized a loss of \$160,192 upon settlement of these loans.

The Company entered into two separate Advisory Board Member Agreements each dated October 1, 2017 with Dr. Demetrios Z Pierides, PhD. and Dr. Christine Warnke, PhD. Pursuant to the terms of the Pierides and Warnke Advisory Board Member Agreements, the Company is obligated to issue to Dr. Pieride and Dr. Warnke shares of Common Stock, as compensation for services rendered thereunder. Accordingly, on June 7, 2018 the Company issued 20,000 and 60,000 shares of Common Stock, respectively, to Dr. Pieride and Dr. Warnke, as compensation under the Pierides and Warnke Advisory Board Member Agreements, which shares of Common Stock were deemed upon issuance, fully paid and non-assessable

On July 9, 2018, the Company filed an amendment (the "Amendment") to its Certificate of Incorporation with the Delaware Secretary of State to, among other things, effect a reverse stock split of the Company's Common Stock at a ratio of one-for-100 and reduce the number of authorized shares of Common Stock from 490,000,000 to 19,000,000. The Amendment took effect on July 18, 2018. No fractional shares were issued as a result of the Amendment. In lieu of issuing additional shares, all stockholders who would be entitled to receive fractional shares as a result of the reverse stock split were entitled to receive cash payment for their fractional shares. There was no change in the par value of the Company's Common Stock. See Note 8 for discussion of changes to Preferred Stock effected by the Amendment.

The Amendment and reverse stock split have been recognized retroactively as of June 30, 2018 and December 31, 2017. Shares of common stock outstanding as of June 30, 2018 and December 31, 2017 has been adjusted from 344,687,672 to 3,446,877 and 317,875,807 to 3,178,758, respectively. Common stock as of June 30, 2018 and December 31, 2017 has been adjusted from \$344,688 to \$3,447 and \$317,876 to \$3,179, respectively. Additional Paid-In Capital as of June 30, 2018 and December 31, 2017 has been adjusted from \$9,281,669 to \$9,622,910 and \$8,786,060 to \$9,100,757, respectively.

#### **Note 8 - Preferred stock**

On July 14, 2017, Christos Traios, our President, Chief Executive Officer and sole Director approved a resolution authorizing the establishment of Series A Preferred Stock. The Series A Preferred Stock consists of 100 shares in total with a re-designated par value of \$100 per share. The holder(s) of the Series A shares has/have rights as a class to a number of votes equal to two (2) times the sum of: (i) the total number of shares of Common Stock which are issued and outstanding at the time of any election or vote by the shareholders; plus (ii) the number of shares of Preferred Stock issued and outstanding of any other class that has voting rights, if any. These voting rights may be exercised for any matter requiring shareholder approval by vote or consent, and may, if required, permit a number of votes in excess of the total number of shares authorized. The holder(s) of the Series A shares is/are not entitled to convert the Series A shares to shares of Common Stock or any other class of the Corporation's stock. The Series A shares shall not be entitled to dividends, but, in the event of liquidation, dissolution or winding up of the Corporation, either voluntary or involuntary, the holder(s) of the Series A shares will be entitled to receive out of the assets of the Corporation, prior to and in preference to any distribution of the assets or surplus funds of the Corporation to the holders of any other class of preferred stock or the Common Stock, the amount of One Hundred Dollars (\$100) per share, and will not be entitled to receive any portion of the remaining assets of the Company except by reason of ownership of shares of any other class of the Company's stock. The Series A shares are not subject to redemption by the Company.

On October 6, 2017, the Company issued the above 100 Series A shares of Preferred stock to Christos Traios, our President, Chief Executive Officer and sole Director as provided in his employment agreement.

On July 9, 2018, the Company filed the Amendment to the Company's Certificate of Incorporation with the Delaware Secretary of State to, among other things, reduce the number of authorized shares of Preferred Stock from 10,000,000 to 1,000,000. The Amendment took effect on July 18, 2018. There was no change in the par value of the Company's Preferred Stock. See Note 7 for discussion of changes to Common Stock effected by the Amendment.

#### **Note 9 - Related parties transactions**

##### Officer's compensation

During the six months ended June 30, 2018, and June 30, 2017, the Company had recorded officers' compensation of \$110,000 and \$60,000, respectively. For the period ended June 30, 2018, \$11,030 was paid and the remaining amount was accrued and included in Amounts Due to Related Party on the Consolidated Balance Sheets as of June 30, 2018.

##### Officer's advances

During the six months ended June 30, 2018, Christos Traios, our President, Chief Executive Officer and sole Director advanced the Company \$74,000.

##### Revolving Line of Credit

During the six months ended June 30, 2018 Christos Traios provided finance to the Company of \$74,000, under the terms of the LOC Note, signed by and between Mr. Traios and Petrogress, Inc. on July 13, 2017. During the year ended December 31, 2017 the respective finance provided by Christos Traios to the Company was \$275,000. See Note 6 - Loan facility from related party of the consolidated financial statements for further information.

---

### Capital transactions

Effective September 30, 2017, Petrogress Int'l LLC purchased from Christos Traios 1,080,000 shares of Petrogress Africa Company Limited ("PGAF"), a Ghanaian limited company. The shares of PGAF acquired comprise 90% of its issued and outstanding shares. The acquisition is vital for the Company's strategic objective to expand operations and its presence in West Africa. The initial consideration for the forgoing shares was \$1,080,000 and Mr. Traios forgave an amount of \$180,000 leading to a final consideration of \$900,000 included in Amounts due to related party in the Consolidated Balance Sheet as of June 30, 2018 and December 31, 2017.

PGAF was incorporated in the summer of 2017 and holds a current Ghanaian business permit and is authorized to conduct local sales of oil products and shipping business from the Port of Tema in Greater Accra. Port facilities in Tema will provide a service and operations hub for the Company tankers currently involved in West Africa and Nigerian oil trading and transport. The Port of Tema also serves as a secondary hub for repair, supply and transport ship operators servicing Ghana's Tano Basin offshore oil fields in the Gulf of Guinea.

Mr. Traios initially acquired 90% of PGAF shares at their par value for a consideration of \$900,000, on August 17, 2017. The Company has accounted for the purchase of shares of PGAF as a business acquisition under common control and as such, the assets have been transferred at carrying costs as of the date of acquisition, and the activity of the acquired entity has been combined as of the date common control as established in line with the provisions of ASC 805-50-25-2, on August 17, 2017. The difference between the consideration paid by Mr. Traios, and the net assets of PGAF on August 17, 2017, has been allocated to goodwill. The Company has one year from the date of acquisition to finalize the valuation analysis and has engaged a third -party valuation specialist for this assessment. The Company recognized Non-controlling interests equal to \$100,000 as of the date common control was established.

Since the date common control was established, PGAF has recognized \$1,166,500 of revenue to the Company, of which \$441,500 was recognized during the six months ended June 30, 2018.

### Partnership Agreement with Platon Gas Oil Ghana Ltd

On February 28, 2018 Petrogress Co. Limited entered into the Platon Partnership Agreement creating an equal partnership between PGL and Platon Gas Oil Ghana Limited, which owns an oil refinery and serves as an importer of various petroleum products based in Ghana. The Platon Partnership Agreement is intended to be renewed on an annual basis and pursuant its terms, PGL will supply crude oil for storage, refinement, marketing and distribution in Ghana jointly with PGO. Under the Platon Partnership Agreement, PGL is expected to deliver 3,000-5,000 metric tons of crude oil on a monthly basis for storage and processing into various petroleum products, including blend stocks, cutter stock and other feedstock. PGO, in coordination with PGL management, will market and distribute the refined petroleum products. Under the Platon Partnership Agreement, all expenses of the partnership operations are shared by both PGL and PGO. After deducting the operating expenses, the net profits from the sale of the petroleum products are split evenly between PGL and PGO.

The Company accounts for this agreement under ASC 808-10, Collaborative Agreements, and has recognized the portion of revenues and expenses attributed to the Company. During the six months ended June 30, 2018, the Company has recognized \$4,184,164 in proportionate revenues in the Partnership Agreement.

### Issuance of 100 Series A Preference shares

During the year ended December 31, 2017, the Company issued to Mr. Traios 100 Series A Preference shares with a par value of \$100 each. As of December 31, 2017, this amount is due to the Company and was classified under Additional paid-in capital. The table below presents the movement of the amounts due to Christos Traios during the six months ended June 30, 2018.

<b>Amounts due to related party December 31, 2017</b>	<b>\$</b>	<b>1,243,753</b>
Wages accrued to Christos Traios		110,000
Wages paid to Christos Traios, in Shares of Common Stock of Petrogress, Inc.		(210,000)
Wages paid to Christos Traios, in cash		(11,031)
Amount due to Christos Traios from Petrogress Int'l LLC and Petrogress Oil & Gas Inc. converted into Shares of Common Stock of Petrogress, Inc.		(22,500)
<b>Amounts due to related party June 30, 2018</b>	<b>\$</b>	<b>1,110,222</b>



## **Note 10 - Revenue Concentrations**

The Company sells to commercial customers in foreign markets. For the six months ended June 30, 2018, sale of crude oil to all buyers in West Africa other than J/V PGL & PGO were suspended, and all sales of crude oil in West Africa were made to J/V PGL & PGO pursuant to the terms of the Platon Partnership Agreement. As a result, sales to J/V PGL & PGO under the Platon Partnership Agreement represented more than 80% each of consolidated revenue. For the six months ended June 2017, two customers represented more than 10% each of consolidated revenues.

As of June 30, 2018, and December 31, 2017, four customers represented more than 10% each of consolidated accounts receivable.

## **Item 2 - Management's Discussion and Analysis of Financial Condition and Results of Operations**

### **Overview of Business**

The Company was incorporated on February 10, 2010 under the laws of the State of Florida as 800 Commerce, Inc. ("800 Commerce") and was formed for the purpose of marketing credit card processing services on behalf of merchant payment processing service providers.

On February 29, 2016, 800 Commerce entered into an Agreement concerning the Exchange of Securities ("SEA") with Petrogres Co. Limited, a Marshall Islands corporation, and its sole shareholder, Christos Traios, a Greek citizen. 800 Commerce issued 136,000,000 shares of restricted Common Stock, representing approximately 85% of the post-transaction issued and outstanding shares, to Mr. Traios in exchange for 100% of the shares of Petrogres Co. Limited. In connection with the transaction, Mr. Traios was appointed as a director of 800 Commerce, and it amended its constituent documents to increase its authorized capital to 490,000,000 shares of Common Stock, par value \$0.001, and 10,000,000 preferred shares, par value \$0.001.

800 Commerce's acquisition of Petrogres Co. Limited effected a change in control and was accounted for as a "reverse acquisition" whereby Petrogres Co. Limited was the acquirer for financial statement purposes. Accordingly, the historical financial statements of 800 Commerce are those of Petrogres Co. Limited and its subsidiaries from their respective inception and those of the consolidated entity subsequent to the February 29, 2016 transaction date.

On March 9, 2016, 800 Commerce's Board of Directors approved an amendment to 800 Commerce's Articles of Incorporation to change the name of the Company to Petrogress, Inc. On March 15, 2016, Mr. Traios was appointed Chief Executive Officer. On November 16, 2016, Petrogress filed Articles of Merger and Plan of Merger in Florida and Delaware to change the Company's domicile by merging with and into a Delaware corporation formed solely for the purpose of effecting the reincorporation. The Company's name and capitalization remained the same, and the Articles of Incorporation and Bylaws of the Delaware corporation are the constituent documents of the surviving corporation.

On July 9, 2018, the Company filed an amendment (the "Amendment") to the Company's Certificate of Incorporation with the Delaware Secretary of State to (a) effect a reverse stock split of the Company's Common Stock at a ratio of one-for-100, (b) reduce the number of authorized shares of Common Stock from 490,000,000 to 19,000,000 and (c) reduce the number of authorized shares of Preferred Stock from 10,000,000 to 1,000,000. The Amendment took effect on July 18, 2018. There was no change in the par value of the Company's Common Stock or Preferred Stock.

The Company operates as a fully integrated international merchant of petroleum products, focused on the supply and trade of light petroleum fuel oil (LPFO), refined oil products and other petrochemical products to local refineries in West Africa and Mediterranean countries. The Company operates as a holding company and provides its services primarily through its four wholly-owned subsidiaries: Petrogres Co. Limited, which provides management of crude oil purchases and sales; Petronav Carriers LLC, which manages day-to-day operations of its tanker fleet, currently consisting of four vessels; Petrogress Int'l LLC, which is a holding company for subsidiaries currently conducting business in Cyprus and Ghana; and Petrogress Oil & Gas Energy Inc., which is primarily focused on purchasing interests in oil fields in Texas and exporting liquefied natural gas.

Petronav Carriers is actively exploring opportunities to expand its operations by identifying and acquiring additional vessels to expand its fleet. On these grounds, Petronav Carriers LLC is currently in negotiations with certain owners/sellers to purchase more tanker vessels, subject to establishing the necessary financing.

On February 28, 2018 Petrogres Co. Limited ("PGL") entered into a Partnership Agreement (the "Platon Partnership Agreement") creating an equal partnership between PGL and Platon Gas Oil Ghana Limited ("PGO"), which owns an oil refinery and serves as an importer of various petroleum products based in Ghana. The Platon Partnership Agreement is intended to be renewed on an annual basis and pursuant its terms, PGL will supply crude oil for storage, refinement, marketing and distribution in Ghana jointly with PGO. Under the Platon Partnership Agreement, PGL is expected to deliver 3,000-5,000 metric tons of crude oil on a monthly basis for storage and processing into various petroleum products, including blend stocks, cutter stock and other feedstock. PGO, in coordination with PGL management, will market and distribute the refined petroleum products. Under the Platon Partnership Agreement, all expenses of the partnership operations are shared by both PGL and PGO. After deducting the operating expenses, the net profits from the sale of the petroleum products are split evenly between PGL and PGO. By entering into the Platon Partnership Agreement, PGL is expanding its downstream operations. As of the execution of the Platon Partnership Agreement, PGL suspended crude oil sales to any other third party buyers in Ghana and West Africa and its crude oil is used for the exclusive supply of the PGO oil refinery.

In March 2018, the Company appointed Mr. Osy Adah as its representative in Nigeria. Mr. Adah is a Nigerian Citizen who has previously worked as a manager in major Nigerian oil companies. Through Mr. Adah, we have commenced the procedures for the registration of Petrogress Int'l LLC with Nigeria National Petroleum Company (NNPC) for an allocation for supplying half million barrels of Bonny light on monthly terms.

Through Petrogres Africa Company Limited, the Company plans to strengthen its presence and position in a promising market in West Africa and sub-Saharan countries with a population of more than 1.3 billion people designated as the next developing region.

Our business structure affords us with full control of the logistics involved in oil sourcing and the transportation of our products by our affiliated vessels, which we believe to be a competitive advantage in West African markets. By directly controlling all aspects of our operations, as opposed to engaging the services of third-parties at potentially higher costs, we are able to keep costs low and thus generate revenue from a number of different sources.

The Company's management team operates from its principal offices located in Piraeus, Greece.

## Results of Operations

### *Comparison of Three Months Ended June 30, 2018 and 2017*

The Company has recognized revenues for the three months ended June 30, 2018 and 2017, as follows:

	<b>Three Months Ended June 30,</b>	
	<b>2018</b>	<b>2017</b>
Crude oil net sales	\$ 1,698,900	\$ 2,521,672
Gas oil net sales	406,500	570,000
Other	156,490	1,351,400
<b>Totals</b>	<b>\$ 2,261,890</b>	<b>\$ 4,443,072</b>

Total revenues for the three months ended June 30, 2018, decreased by \$2,181,182 or 49%. The decrease in sales revenue for the three months ended June 30, 2018 is due to a decrease in inventory as a result of unfavorable volume pricing and an increase of the price of oil.

Directly related to our sales activity and volumes, we experienced the following cost of sales amounts for the three months ended June 30, 2018 and 2017:

	<b>Three Months Ended June 30,</b>	
	<b>2018</b>	<b>2017</b>
Oil purchase costs	\$ 1,190,994	\$ 1,347,341
Fleet operating expenses	91,530	466,930
<b>Totals</b>	<b>\$ 1,282,524</b>	<b>\$ 1,814,271</b>

Total Corporate expenses for the three months ended June 30, 2018 and 2017 were \$165,779 and \$879,600, respectively, a decrease of \$713,821 or approximately 81%.

Total Selling, general and administrative expenses for the three months ended June 30, 2018 and 2017 were \$185,296 and \$461,897, respectively, a decrease of \$276,601 or approximately 60%.

For the three months ended June 30, 2018 the Company experienced net income of \$237,262 compared to net income of \$1,178,599 for the three months ended June 30, 2017, a decrease of \$941,337 or approximately 80%.



### **Comparison of Six Months Ended June 30, 2018 and 2017**

The Company has recognized revenues for the six months ended June 30, 2018 and 2017, as follows:

	<b>Six Months Ended June 30,</b>	
	<b>2018</b>	<b>2017</b>
Crude oil net sales	\$ 3,872,164	\$ 5,515,285
Gas oil net sales	738,500	570,000
Other	216,490	2,376,900
<b>Totals</b>	<b>\$ 4,827,154</b>	<b>\$ 8,462,185</b>

Total revenues for the six months ended June 30, 2018, decreased by \$3,635,031 or 43%. The decrease in sales revenue for the six months ended June 30, 2018 is due to a decrease in inventory as a result of unfavorable volume pricing and an increase of the price of oil.

Directly related to our sales activity and volumes, we experienced the following cost of sales amounts for the six months ended June 30, 2018 and 2017:

	<b>Six Months Ended June 30,</b>	
	<b>2018</b>	<b>2017</b>
Oil purchase costs	\$ 2,557,215	\$ 2,835,027
Fleet operating expenses	131,846	1,253,829
<b>Totals</b>	<b>\$ 2,689,061</b>	<b>\$ 4,088,856</b>

Total Corporate expenses for the six months ended June 30, 2018 and 2017 were \$465,917 and \$1,815,100, respectively, a decrease of \$1,349,183 or approximately 74%.

Total Selling, general and administrative expenses for the six months ended June 30, 2018 and 2017 were \$726,609 and \$845,618, respectively, a decrease of \$119,009 or approximately 14%.

For the six months ended June 30, 2018 the Company experienced net income of \$351,106 compared to net income of \$1,431,443 for the six months ended June 30, 2017, a decrease of \$1,080,337 or approximately 75%.

### **Liquidity and Capital Resources**

At June 30, 2018 and December 31, 2017, respectively, the Company had cash and cash equivalents of \$556,775 and \$1,150,999, with corresponding working capital of \$5,268,304 and \$4,024,251, respectively.

Our need for capital resources is driven by our expansion plans, ongoing maintenance and improvement of our vessels, support of our operational expenses, corporate overhead and expenses associated with SEC regulatory compliance.

Since the reverse acquisition of Petrogres on February 29, 2016, the Company's principal sources of cash are a) net cash provided from operating subsidiaries activities, which includes the sale and shipment of petroleum products, and b) cash contributed to the Company by Christos Traios, our President, Chief Executive Officer, sole Director and controlling stockholder.

During the six months ended June 30, 2018, Mr. Traios loaned the Company \$74,000 under the terms of the Revolving Line of Credit facility (the LOC Note), while the subsidiary Petrogres Co. Limited funded the Company with \$83,000 respectively.

Management continues to seek the necessary financing for the expansion of Company's operations. Additional funding is expected to be generated through equity financing from the sale of common stock and/or debt. If the Company is successful in completing equity financing, existing stockholders will experience dilution of their interest in our Company. Management does not currently have any outside financing arranged and cannot provide investors with any assurance that the Company will be able to raise sufficient funding from the sale of our common stock or debt to fund our plans to expand the Company's operations.

Our intention to expand our operations, increase the oil sales or go into new projects-operations will be subject to extra financing support.

### **Critical Accounting Policies**

Our financial statements and related public financial information are based on the application of GAAP. GAAP requires the use of estimates; assumptions, judgments and subjective interpretations of accounting principles that have an impact on the assets, liabilities, revenue and expense amounts reported. These estimates can also affect supplemental information contained in our external disclosures including information regarding contingencies, risk and financial condition. We believe our use of estimates and underlying accounting assumptions adhere to GAAP and are consistently and conservatively applied. We base our estimates on historical experience and on various other assumptions that we believe to be reasonable under the circumstances. Actual results may differ materially from these estimates under different assumptions or conditions. We continue to monitor significant estimates made during the preparation of our financial statements.

Our significant accounting policies are summarized in Note 2 of our accompanying consolidated financial statements. While all of these significant accounting policies impact our financial condition and results of operations, we view certain of these policies as critical. Policies determined to be critical are those policies that have the most significant impact on our financial statements and require management to use a greater degree of judgment and estimates.

Actual results may differ from those estimates. Our management believes that given current facts and circumstances, it is unlikely that applying any other reasonable judgments or estimate methodologies would cause effect on our results of operations, financial position or liquidity for the periods presented in this report.

### **Item 3 - Quantitative and Qualitative Disclosures About Market Risk**

We are a smaller reporting company as defined by Reg. 240.12b-2 of the Securities Exchange Act of 1934 and are not required to provide the information under this item.

### **Item 4 - Controls and Procedures**

#### **Evaluation of Disclosure Controls and Procedures**

Christos Traios, our principal executive officer conducted an evaluation of the effectiveness of the design and operation of the Company's disclosure controls and procedures (as such term is defined in Rules 13a-15(e) and 15d-15(e) promulgated under the Exchange Act) as of June 30, 2018, pursuant to Exchange Act Rule 13a-15. Such disclosure controls and procedures are designed to ensure that information required to be disclosed by the Company is accumulated and communicated to the appropriate management on a basis that permits timely decisions regarding disclosure. Based upon that evaluation, the Company's principal executive officer concluded that the Company's disclosure controls and procedures as of June 30, 2018 were not effective to provide reasonable assurance that information required to be disclosed in the Company's periodic filings under the Exchange Act is accumulated and communicated to our management to allow timely decisions regarding required disclosure.

#### **Limitations on the Effectiveness of Controls**

Our disclosure controls and procedures provide our principal executive officer with reasonable assurances that our disclosure controls and procedures will achieve their objectives. However, our management does not expect that our disclosure controls and procedures or our internal control over financial reporting can or will prevent all human error. A control system, no matter how well designed and implemented, can provide only reasonable, not absolute, assurance that the objectives of the control system are met. Furthermore, the design of a control system must reflect the fact that there are internal resource constraints, and the benefit of controls must be weighed relative to their corresponding costs. Because of the limitations in all control systems, no evaluation of controls can provide complete assurance that all control issues and instances of error, if any, within our company are detected. These inherent limitations include the realities that judgments in decision-making can be faulty, and that breakdowns can occur due to human error or mistake. Additionally, controls, no matter how well designed, could be circumvented by the individual acts of specific persons within the organization. The design of any system of controls is also based in part upon certain assumptions about the likelihood of future events, and there can be no assurance that any design will succeed in achieving its stated objectives under all potential future conditions.

Management is aware that there is a lack of segregation of duties due to the fact that the Company only has one director and one executive officer dealing with general administrative and financial matters. This constitutes a significant deficiency in the internal controls. Management has decided that considering the officer and director involved, the control procedures in place, and the outsourcing of certain financial functions, the risks associated with such lack of segregation were low and the potential benefits of adding additional employees to clearly segregate duties did not justify the expenses associated with such increases. Management periodically reevaluates this situation. In light of the Company's current cash flow situation, the Company does not intend to increase staffing to mitigate the current lack of segregation of duties within the general administrative and financial functions.

#### **Changes in Internal Control Over Financial Reporting**

There were no changes in our internal controls over financial reporting during the three months ended June 30, 2018 that have materially affected or are reasonably likely to materially affect our internal controls over financial reporting.

## PART II - OTHER INFORMATION

### Item 1 - Legal Proceedings

None.

### Item 1A - Risk Factors

We are a smaller reporting company as defined by Reg. 240.12b-2 of the Securities Exchange Act of 1934 and are not required to provide the information under this item.

### Item 2 - Unregistered Sales of Equity Securities and Use of Proceeds

The Company entered into two separate Advisory Board Member Agreements each dated October 1, 2017 with Dr. Demetrios Z Pierides, PhD. and Dr. Christine Warnke, PhD. Pursuant to the terms of the Pierides and Warnke Advisory Board Member Agreements, the Company is obligated to issue to Dr. Pierides and Dr. Warnke shares of Common Stock, as compensation for services rendered thereunder. Accordingly, on June 7, 2018 the Company issued 20,000 and 60,000 shares of Common Stock, respectively, to Dr. Pierides and Dr. Warnke, as compensation under the Pierides and Warnke Advisory Board Member Agreements, which shares of Common Stock were deemed upon issuance, fully paid and non-assessable. The shares of Common Stock were issued without registration in reliance on the exemptions provided by Section 4(a)(2) of the Securities Act as transactions not involving a public offering.

### Item 3 - Defaults Upon Senior Securities

None.

### Item 4 - Mine Safety Disclosure

None.

### Item 5 - Other Information

None.

### Item 6 - Exhibits

The following exhibits are filed with this Quarterly Report on Form 10-Q or are incorporated by reference as described below.

Exhibit	Description
31.1	<a href="#">Certification of Principal Executive Officer pursuant to Rule 13a-14a/Rule 14d-14(a)*</a>
31.2	<a href="#">Certification of Principal Financial Officer pursuant to Rule 13a-14a/Rule 14d-14(a)*</a>
32.1	<a href="#">Certification of Principal Executive Officer pursuant to 18 U.S.C. Section 1350**</a>
32.2	<a href="#">Certification of Principal Financial Officer pursuant to 18 U.S.C. Section 1350**</a>
101.1	Interactive data files pursuant to Rule 405 of Regulation S-T*
*	Filed herewith.
**	Furnished herewith

## SIGNATURES

Pursuant to the requirements of the Securities Exchange Act of 1934, the registrant has duly caused this report to be signed on its behalf by the undersigned, thereunto duly authorized.

August 20, 2018

**Petrogress, Inc.**

By: /s/ Christos P. Traios

Christos P. Traios  
President and Chief Executive Officer (Principal  
Executive Officer and Principal Financial and



---

**Exhibit Index**

<b>Exhibit</b>	<b>Description</b>
31.1	Certification of Principal Executive Officer pursuant to Rule 13a-14a/Rule 14d-14(a)*
31.2	Certification of Principal Financial Officer pursuant to Rule 13a-14a/Rule 14d-14(a)*
32.1	Certification of Principal Executive Officer pursuant to 18 U.S.C. Section 1350**
32.2	Certification of Principal Financial Officer pursuant to 18 U.S.C. Section 1350**
101.1	Interactive data files pursuant to Rule 405 of Regulation S-T*

\* Filed herewith.

\*\* Furnished herewith

